

BP Form 201 - Agency Request - MOOE
(In Thousand Pesos)

Department : Department of Agriculture (DA)
Agency : Fertilizer and Pesticide Authority
Operating Unit : < not applicable >
Authorization :

Tier 1

(1)	(2)	Traveling Expenses - Local	Traveling Expenses - Foreign	Training Expenses		Office Supplies Expenses	Accountable Forms Expenses	Medical, Dental and Laboratory Supplies Expenses
				ICT Training Expenses	Training Expenses			
10000000000000	General Administration and Support	2,795	30	0	1,791	839	568	164
100000100001000	General Management and Supervision	2,795	30	0	1,791	839	568	164
300000000000000	Operations	31,097	21	0	9,715	864	421	2,817
310000000000000	OO : Fertilizer and pesticide products and handlers regulated	31,097	21	0	9,715	864	421	2,817
310100000000000	FERTILIZER AND PESTICIDE REGULATORY PROGRAM	31,097	21	0	9,715	864	421	2,817
310100100001000	Quality Control and Inspection	26,480	0	0	4,661	0	0	2,661
310100100002000	Registration and Licensing	4,130	21	0	4,711	864	421	2
310100200000000	Locally-Funded Project(s)	487	0	0	343	0	0	154
310100200002000	Fortified Organic Fertilizer Development Program	487	0	0	343	0	0	154
310100_00000000	Project(s)	487	0	0	343	0	0	154
Grand Total		33,892	51	0	11,506	1,703	989	2,981

Fuel, Oil and Lubricants Expenses	Semi-Expendable Machinery and Equipment Expenses					Semi-Expendable Furniture, Fixtures and	
	Office Equipment	Information and Communications Technology Equipment	Communications Equipment	Technical and Scientific Equipment	Other Machinery and Equipment	Furniture and Fixtures	Books
1,929	0	0	0	0	0	0	0
1,929	0	0	0	0	0	0	0
3,784	88	160	0	0	0	436	0
3,784	88	160	0	0	0	436	0
3,784	88	160	0	0	0	436	0
3,784	0	0	0	0	0	240	0
0	88	160	0	0	0	196	0
0	0	0	0	0	0	0	0
0	0	0	0	0	0	0	0
0	0	0	0	0	0	0	0
5,713	88	160	0	0	0	436	0

Other Supplies and Materials Expenses	Water Expenses	Electricity Expenses	Postage and Courier Services	Telephone Expenses		Internet Subscription Expenses	Awards/Rewards Expenses	Extraordinary and Miscellaneous Expenses
				Mobile	Landline			
474	1,752	9,031	213	390	153	0	235	136
474	1,752	9,031	213	390	153	0	235	136
486	81	684	282	1,707	175	512	0	0
486	81	684	282	1,707	175	512	0	0
486	81	684	282	1,707	175	512	0	0
260	0	0	0	1,319	0	0	0	0
226	81	684	266	388	175	512	0	0
0	0	0	16	0	0	0	0	0
0	0	0	16	0	0	0	0	0
0	0	0	16	0	0	0	0	0
960	1,833	9,715	495	2,097	328	512	235	136

Legal Services	Auditing Services	Other Professional Services	Janitorial Services	Security Services	Repairs and Maintenance Buildings and Other	
					Buildings	Other Structures
45	80	6,206	2,417	2,648	20	1,162
45	80	6,206	2,417	2,648	20	1,162
11	0	23,046	0	0	95	0
11	0	23,046	0	0	95	0
11	0	23,046	0	0	95	0
0	0	14,804	0	0	10	0
11	0	8,242	0	0	85	0
0	0	0	0	0	0	0
0	0	0	0	0	0	0
0	0	0	0	0	0	0
56	80	29,252	2,417	2,648	115	1,162

	Repairs and Maintenance - Machinery and Equipment	Information and Communication Technology Equipment	Technical and Scientific Equipment	Repairs and Maintenance - Transportation Equipment Motor Vehicles	Subsidies - Others	Taxes, Duties and Licenses	Fidelity Bond Premiums	Insurance Expenses	Advertising Expenses	Printing and Publication Expenses	Representation Expenses
Office Equipment	273	0	0	500	0	29	503	266	0	23	1,555
	273	0	0	500	0	29	503	266	0	23	1,555
	86	78	1,933	2,086	3,000	155	0	206	1,095	2,227	2,772
	86	78	1,933	2,086	3,000	155	0	206	1,095	2,227	2,772
	86	78	1,933	2,086	3,000	155	0	206	1,095	2,227	2,772
	0	0	800	2,086	0	127	0	206	0	21	1,860
	86	78	1,133	0	0	28	0	0	1,095	2,206	912
	0	0	0	0	3,000	0	0	0	0	0	0
	0	0	0	0	3,000	0	0	0	0	0	0
	0	0	0	0	3,000	0	0	0	0	0	0
359	78	1,933	2,586	3,000	184	503	472	1,095	2,250	4,327	

Transportation and Delivery Expenses	Rent/Lease Expenses			Subscription Expenses		Other Maintenance and Operating	TOTAL
	Rents - Building and Structures	Rents - Motor Vehicles	Rents - Equipment	ICT Software Subscription	Other Subscription Expenses	Other Maintenance and Operating Expenses	
0	0	0	245	0	17	8	36,497
0	0	0	245	0	17	8	36,497
252	3,851	120	127	0	125	231	94,826
252	3,851	120	127	0	125	231	94,826
252	3,851	120	127	0	125	231	94,826
112	3,851	0	127	0	0	0	63,409
140	0	120	0	0	125	231	27,417
0	0	0	0	0	0	0	4,000
0	0	0	0	0	0	0	4,000
0	0	0	0	0	0	0	4,000
252	3,851	120	372	0	142	239	131,323

Tier 2

(1)	(2)	Traveling Expenses - Local	Traveling Expenses - Foreign	Training Expenses	Office Supplies Expenses	Accountable Forms Expenses	Medical, Dental and Laboratory Supplies	Fuel, Oil and Lubricants Expenses	Semi-Expendable Machinery and Equipment Expenses					Semi-Expendable Furniture, Fixtures and		
				ICT Training Expenses	Training Expenses	Office Supplies Expenses		Office Equipment	Information and Communications Technology Equipment	Communications Equipment	Technical and Scientific Equipment	Other Machinery and Equipment	Furniture and Fixtures	Books		
10000000000000	General Administration and Support	1,019	0	0	6,831	0	0	1,000	0	0	50	375	0	0	0	0
100000100001000	General Management and Supervision	1,019	0	0	6,831	0	0	1,000	0	0	50	375	0	0	0	0
3000000000000000	Operations	7,846	651	4,800	3,978	186	0	5,651	768	240	3,796	0	3,959	10	2,474	65
3100000000000000	OO : Fertilizer and pesticide products and handlers regulated	7,846	651	4,800	3,978	186	0	5,651	768	240	3,796	0	3,959	10	2,474	65
3101000000000000	FERTILIZER AND PESTICIDE REGULATORY PROGRAM	7,846	651	4,800	3,978	186	0	5,651	768	240	3,796	0	3,959	10	2,474	65
310100100001000	Quality Control and Inspection	6,190	151	0	914	0	0	5,651	768	0	254	0	857	10	2,000	65
310100100002000	Registration and Licensing	1,656	500	4,800	3,064	186	0	0	0	240	3,542	0	3,102	0	474	0
3101002000000000	Locally-Funded Project(s)	0	0	0	0	0	0	0	0	0	0	0	0	0	0	0
310100200002000	Fortified Organic Fertilizer Development Program	0	0	0	0	0	0	0	0	0	0	0	0	0	0	0
310100_00000000	Project(s)	0	0	0	0	0	0	0	0	0	0	0	0	0	0	0
Grand Total		8,865	651	4,800	10,809	186	0	6,651	768	240	3,846	375	3,959	10	2,474	65

Total


(1)	(2)	Traveling Expenses - Local	Traveling Expenses - Foreign	Training Expenses	Office Supplies Expenses	Accountable Forms Expenses	Medical, Dental and Laboratory Supplies	Fuel, Oil and Lubricants Expenses	Semi-Expendable Machinery and Equipment Expenses					Semi-Expendable Furniture, Fixtures and		
				ICT Training Expenses	Training Expenses	Office Supplies Expenses		Office Equipment	Information and Communications Technology Equipment	Communications Equipment	Technical and Scientific Equipment	Other Machinery and Equipment	Furniture and Fixtures	Books		
1000000000000000	General Administration and Support	3,814	30	0	8,622	839	568	1,164	1,929	0	50	375	0	0	0	0
100000100001000	General Management and Supervision	3,814	30	0	8,622	839	568	1,164	1,929	0	50	375	0	0	0	0
3000000000000000	Operations	38,943	672	4,800	13,693	1,050	421	8,468	4,552	328	3,956	0	3,959	10	2,910	65
3100000000000000	OO : Fertilizer and pesticide products and handlers regulated	38,943	672	4,800	13,693	1,050	421	8,468	4,552	328	3,956	0	3,959	10	2,910	65
3101000000000000	FERTILIZER AND PESTICIDE REGULATORY PROGRAM	38,943	672	4,800	13,693	1,050	421	8,468	4,552	328	3,956	0	3,959	10	2,910	65
310100100001000	Quality Control and Inspection	32,670	151	0	5,575	0	0	8,312	4,552	0	254	0	857	10	2,240	65
310100100002000	Registration and Licensing	5,786	521	4,800	7,775	1,050	421	2	0	328	3,702	0	3,102	0	670	0
3101002000000000	Locally-Funded Project(s)	487	0	0	343	0	0	154	0	0	0	0	0	0	0	0
310100200002000	Fortified Organic Fertilizer Development Program	487	0	0	343	0	0	154	0	0	0	0	0	0	0	0
310100_00000000	Project(s)	487	0	0	343	0	0	154	0	0	0	0	0	0	0	0
Grand Total		42,757	702	4,800	22,315	1,889	989	9,632	6,481	328	4,006	375	3,959	10	2,910	65


Other Supplies and Materials Expenses	Water Expenses	Electricity Expenses	Postage and Courier Services	Telephone Expenses		Internet Subscription Expenses	Awards/Rewards Expenses	Extraordinary and Miscellaneous Expenses	Legal Services	Auditing Services	Other Professional Services	Janitorial Services	Security Services	Repairs and Maintenance - Buildings and Other	
				Mobile	Landline									Buildings	Other Structures
1,115	180	1,080	0	0	0	0	325	0	360	0	6,661	2,327	2,484	200	0
1,115	180	1,080	0	0	0	0	325	0	360	0	6,661	2,327	2,484	200	0
1,960	0	0	225	864	150	108	0	0	0	0	73,376	0	0	0	0
1,960	0	0	225	864	150	108	0	0	0	0	73,376	0	0	0	0
1,960	0	0	225	864	150	108	0	0	0	0	73,376	0	0	0	0
1,000	0	0	225	776	0	0	0	0	0	0	30,336	0	0	0	0
960	0	0	0	88	150	108	0	0	0	0	43,040	0	0	0	0
0	0	0	0	0	0	0	0	0	0	0	0	0	0	0	0
0	0	0	0	0	0	0	0	0	0	0	0	0	0	0	0
0	0	0	0	0	0	0	0	0	0	0	0	0	0	0	0
3,075	180	1,080	225	864	150	108	325	0	360	0	80,037	2,327	2,484	200	0


Other Supplies and Materials Expenses	Water Expenses	Electricity Expenses	Postage and Courier Services	Telephone Expenses		Internet Subscription Expenses	Awards/Rewards Expenses	Extraordinary and Miscellaneous Expenses	Legal Services	Auditing Services	Other Professional Services	Janitorial Services	Security Services	Repairs and Maintenance - Buildings and Other	
				Mobile	Landline									Buildings	Other Structures
1,589	1,932	10,111	213	390	153	0	560	136	405	80	12,867	4,744	5,132	220	1,162
1,589	1,932	10,111	213	390	153	0	560	136	405	80	12,867	4,744	5,132	220	1,162
2,446	81	684	507	2,571	325	620	0	0	11	0	96,422	0	0	95	0
2,446	81	684	507	2,571	325	620	0	0	11	0	96,422	0	0	95	0
2,446	81	684	507	2,571	325	620	0	0	11	0	96,422	0	0	95	0
1,260	0	0	225	2,095	0	0	0	0	0	0	45,140	0	0	10	0
1,186	81	684	266	476	325	620	0	0	11	0	51,282	0	0	85	0
0	0	0	16	0	0	0	0	0	0	0	0	0	0	0	0
0	0	0	16	0	0	0	0	0	0	0	0	0	0	0	0
0	0	0	16	0	0	0	0	0	0	0	0	0	0	0	0
4,035	2,013	10,795	720	2,961	478	620	560	136	416	80	109,289	4,744	5,132	315	1,162

Repairs and Maintenance - Machinery and Equipment			Repairs and Maintenance - Transportation Equipment	Subsidies - Others	Taxes, Duties and Licenses	Fidelity Bond Premiums	Insurance Expenses	Advertising Expenses	Printing and Publication Expenses	Representation Expenses	Transportation and Delivery Expenses	Rent/Lease Expenses			Subscription Expenses		Other Maintenance and Operating Expenses	TOTAL
Office Equipment	Information and Communication Technology Equipment	Technical and Scientific Equipment	Motor Vehicles									Rents - Building and Structures	Rents - Motor Vehicles	Rents - Equipment	ICT Software Subscription	Other Subscription Expenses	Other Maintenance and Operating Expenses	
0	0	0	300	0	0	0	0	0	20	750	0	5,000	500	0	0	0	0	30,577
0	0	0	300	0	0	0	0	0	20	750	0	5,000	500	0	0	0	0	30,577
0	0	4,701	800	0	22	0	640	1,000	350	8,388	110	0	0	1,920	120	0	0	129,158
0	0	4,701	800	0	22	0	640	1,000	350	8,388	110	0	0	1,920	120	0	0	129,158
0	0	4,701	800	0	22	0	640	0	0	800	110	0	0	0	0	0	0	56,270
0	0	0	0	0	0	0	0	1,000	350	7,588	0	0	0	1,920	120	0	0	72,888
0	0	0	0	0	0	0	0	0	0	0	0	0	0	0	0	0	0	0
0	0	0	0	0	0	0	0	0	0	0	0	0	0	0	0	0	0	0
0	0	0	0	0	0	0	0	0	0	0	0	0	0	0	0	0	0	0
0	0	4,701	1,100	0	22	0	640	1,000	370	9,138	110	5,000	500	1,920	120	0	0	159,735

Repairs and Maintenance - Machinery and Equipment			Repairs and Maintenance - Transportation Equipment	Subsidies - Others	Taxes, Duties and Licenses	Fidelity Bond Premiums	Insurance Expenses	Advertising Expenses	Printing and Publication Expenses	Representation Expenses	Transportation and Delivery Expenses	Rent/Lease Expenses			Subscription Expenses		Other Maintenance and Operating Expenses	TOTAL
Office Equipment	Information and Communication Technology Equipment	Technical and Scientific Equipment	Motor Vehicles									Rents - Building and Structures	Rents - Motor Vehicles	Rents - Equipment	ICT Software Subscription	Other Subscription Expenses	Other Maintenance and Operating Expenses	
273	0	0	800	0	29	503	266	0	43	2,305	0	5,000	500	245	0	17	8	67,074
273	0	0	800	0	29	503	266	0	43	2,305	0	5,000	500	245	0	17	8	67,074
86	78	6,634	2,886	3,000	177	0	846	2,095	2,577	11,160	362	3,851	120	2,047	120	125	231	223,984
86	78	6,634	2,886	3,000	177	0	846	2,095	2,577	11,160	362	3,851	120	2,047	120	125	231	223,984
86	78	6,634	2,886	3,000	177	0	846	2,095	2,577	11,160	362	3,851	120	2,047	120	125	231	223,984
0	0	5,501	2,886	0	149	0	846	0	21	2,660	222	3,851	0	127	0	0	0	119,679
86	78	1,133	0	0	28	0	0	2,095	2,556	8,500	140	0	120	1,920	120	125	231	100,305
0	0	0	0	3,000	0	0	0	0	0	0	0	0	0	0	0	0	0	4,000
0	0	0	0	3,000	0	0	0	0	0	0	0	0	0	0	0	0	0	4,000
0	0	0	0	3,000	0	0	0	0	0	0	0	0	0	0	0	0	0	4,000
359	78	6,634	3,686	3,000	206	503	1,112	2,095	2,620	13,465	362	8,851	620	2,292	120	142	239	291,058

PREPARED BY:  RONALD R. MAYICA, Chief, Budget Section

CERTIFIED CORRECT:  SHIENNA LYNN D. ATIENZA, Chief, Accounting Section

APPROVED:  GLENN D. ESTRADA, Executive Director III

DATE: _____ DAY/MO/YEAR