
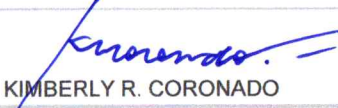



Total

		Salaries and Wages - Regular	Personal Economic Relief Allowance	Representation Allowance (RA)	Transportation Allowance (TA)	Clothing/Uniform Allowance	Subsistence Allowance (SA)	Laundry Allowance (LA)	Hazard Pay (HP)
(1)	(2)	Basic Salary - Civilian	PERA - Civilian		Transportation Allowance (TA)	Clothing/Uniform Allowance - Civilian	Subsistence Allowance - Magna Carta Benefits for Science and Technology under	Laundry Allowance - Magna Carta Benefits for Science and Technology under R.A. 8439	HP - Magna Carta Benefits for Science and Technology under R.A. 8439
1000000000000000	General Administration and Support	31,310	960	192	192	280	515	78	2,038
100000100001000	General Management and Supervision	31,310	960	192	192	280	515	78	2,038
3000000000000000	Operations	67,850	2,808	288	288	819	0	0	0
3100000000000000	OO : Fertilizer and pesticide products and handlers regulated	67,850	2,808	288	288	819	0	0	0
3101000000000000	FERTILIZER AND PESTICIDE REGULATORY PROGRAM	67,850	2,808	288	288	819	0	0	0
310100100001000	Quality Control and Inspection	48,421	2,136	72	72	623	0	0	0
310100100002000	Registration and Licensing	19,429	672	216	216	196	0	0	0
Grand Total		99,160	3,768	480	480	1,099	515	78	2,038

Year End Bonus	Cash Gift	Mid-Year Bonus - Civilian	Other Bonuses and Allowances			Pag-IBIG Contributions	PhilHealth Contribution	Employees Compensation Insurance Premiums	Other Personnel Benefits		TOTAL
Bonus - Civilian	Cash Gift - Civilian	Mid-Year Bonus - Civilian	Productivity Enhancement Incentive - Civilian	Anniversary Bonus - Civilian	Medical Allowance	Pag-IBIG - Civilian	PhilHealth - Civilian	ECIP - Civilian	Lump-sum for Step Increments - Length of Service	Loyalty Award - Civilian	
2,609	200	2,609	200	480	280	96	758	48	79	380	43,304
2,609	200	2,609	200	480	280	96	758	48	79	380	43,304
5,654	585	5,654	585	0	819	281	1,687	141	171	0	87,630
5,654	585	5,654	585	0	819	281	1,687	141	171	0	87,630
5,654	585	5,654	585	0	819	281	1,687	141	171	0	87,630
4,035	445	4,035	445	0	623	214	1,208	107	122	0	62,558
1,619	140	1,619	140	0	196	67	479	34	49	0	25,072
8,263	785	8,263	785	480	1,099	377	2,445	189	250	380	130,934

PREPARED BY:	CERTIFIED CORRECT:	APPROVED BY:	DATE:
 RONALYN R. MAYUGA	 KIMBERLY R. CORONADO	 SHIENNA LYN D. ATIENZA	
Chief, Budget Section	Chief, Planning Section	Chief, Accounting Section	Executive Director III
			DAY/MO/YEAR