

**STATEMENT OF APPROPRIATIONS, ALLOTMENTS, OBLIGATIONS, DISBURSEMENTS AND BALANCES**  
As at the Quarter Ending March 31, 2026

Department : Department of Agriculture (DA)  
Agency/Entity : Fertilizer and Pesticide Authority  
Operating Unit : < not applicable >  
Organization Code (UAACS) : 05 005 0000000  
Fund Cluster : 01 - Regular Agency Fund

X Current Year Appropriations  
Supplemental Appropriations  
Continuing Appropriations

(e.g. UAACS Fund Cluster: 01-Regular Agency Fund, 02-Foreign Assisted Projects Fund, 03-Special Account-Locally Funded/Domestic Grants Fund, and 04-Special Account-Foreign Assisted/Foreign Grants Fund)

Particulars	UAACS CODE	Appropriations			Allotments		Current Year Obligations							Current Year Disbursements				Balances						
		Authorized Appropriations	Adjustments (Transfer To/From, Modifications/Augmentations)	Adjusted Appropriations	Allotments Received	Adjustments (Reductions, Modifications/Augmentations)	Transfer To	Transfer From	Adjusted Allotments	1st Quarter Ending March 31	2nd Quarter Ending June 30	3rd Quarter Ending September 30	4th Quarter Ending December 31	Total	1st Quarter Ending June 30	2nd Quarter Ending June 30	3rd Quarter Ending September 30	4th Quarter Ending December 31	Total	Unreleased Appropriations	Unobligated Allotments	Unpaid Obligations (15-20)-(23+24)		
1	2	3	4	5=(3+4)	6	7	8	9	10=(8+(-7)+8+9)	11	12	13	14	15=(11+12+13+14)	16	17	18	19	20=(16+17+18+19)	21	22	23	24	
<b>I. Agency Specific Budget</b>		<b>423,233,000.00</b>	<b>0.00</b>	<b>423,233,000.00</b>	<b>423,233,000.00</b>	<b>0.00</b>	<b>0.00</b>	<b>0.00</b>	<b>423,233,000.00</b>	<b>65,562,802.47</b>	<b>0.00</b>	<b>0.00</b>	<b>0.00</b>	<b>0.00</b>	<b>65,562,802.47</b>	<b>40,771,856.83</b>	<b>0.00</b>	<b>0.00</b>	<b>0.00</b>	<b>40,771,856.83</b>	<b>0.00</b>	<b>397,470,197.53</b>	<b>0.00</b>	<b>24,791,145.84</b>
General Administration and Support	1000000000000000	87,548,000.00	0.00	87,548,000.00	87,548,000.00	0.00	0.00	0.00	87,548,000.00	23,674,051.68	0.00	0.00	0.00	23,674,051.68	13,408,063.42	0.00	0.00	0.00	13,408,063.42	0.00	63,873,948.32	0.00	10,265,988.26	
General Management and Supervision	100000100001000	87,548,000.00	0.00	87,548,000.00	87,548,000.00	0.00	0.00	0.00	87,548,000.00	23,674,051.68	0.00	0.00	0.00	23,674,051.68	13,408,063.42	0.00	0.00	0.00	13,408,063.42	0.00	63,873,948.32	0.00	10,265,988.26	
PS		38,190,000.00	0.00	38,190,000.00	38,190,000.00	0.00	0.00	0.00	38,190,000.00	7,696,217.48	0.00	0.00	0.00	7,696,217.48	7,319,489.62	0.00	0.00	0.00	7,319,489.62	0.00	30,493,782.52	0.00	376,727.86	
MOOE		40,858,000.00	0.00	40,858,000.00	40,858,000.00	0.00	0.00	0.00	40,858,000.00	15,977,834.20	0.00	0.00	0.00	15,977,834.20	6,088,573.80	0.00	0.00	0.00	6,088,573.80	0.00	24,800,165.80	0.00	6,889,260.40	
CO		8,500,000.00	0.00	8,500,000.00	8,500,000.00	0.00	0.00	0.00	8,500,000.00	0.00	0.00	0.00	0.00	0.00	0.00	0.00	0.00	0.00	0.00	0.00	8,500,000.00	0.00	0.00	
Sub-Total, General Administration and Support		87,548,000.00	0.00	87,548,000.00	87,548,000.00	0.00	0.00	0.00	87,548,000.00	23,674,051.68	0.00	0.00	0.00	23,674,051.68	13,408,063.42	0.00	0.00	0.00	13,408,063.42	0.00	63,873,948.32	0.00	10,265,988.26	
Operations	3000000000000000	335,685,000.00	0.00	335,685,000.00	335,685,000.00	0.00	0.00	0.00	335,685,000.00	41,888,750.79	0.00	0.00	0.00	41,888,750.79	27,363,593.41	0.00	0.00	0.00	27,363,593.41	0.00	293,796,249.21	0.00	14,525,157.58	
OO - Fertilizer and pesticide products and handlers regulated		335,685,000.00	0.00	335,685,000.00	335,685,000.00	0.00	0.00	0.00	335,685,000.00	41,888,750.79	0.00	0.00	0.00	41,888,750.79	27,363,593.41	0.00	0.00	0.00	27,363,593.41	0.00	293,796,249.21	0.00	14,525,157.58	
FERTILIZER AND PESTICIDE REGULATORY PROGRAM		335,685,000.00	0.00	335,685,000.00	335,685,000.00	0.00	0.00	0.00	335,685,000.00	41,888,750.79	0.00	0.00	0.00	41,888,750.79	27,363,593.41	0.00	0.00	0.00	27,363,593.41	0.00	293,796,249.21	0.00	14,525,157.58	
Quality Control and Inspection	310100100001000	154,161,000.00	0.00	154,161,000.00	154,161,000.00	0.00	0.00	0.00	154,161,000.00	31,321,124.80	0.00	0.00	0.00	31,321,124.80	19,535,262.33	0.00	0.00	0.00	19,535,262.33	0.00	122,598,679.20	0.00	11,685,862.47	
PS		60,059,000.00	0.00	60,059,000.00	60,059,000.00	0.00	0.00	0.00	60,059,000.00	13,719,541.73	0.00	0.00	0.00	13,719,541.73	13,342,336.72	0.00	0.00	0.00	13,342,336.72	0.00	46,339,458.27	0.00	377,205.01	
MOOE		66,740,000.00	0.00	66,740,000.00	66,740,000.00	0.00	0.00	0.00	66,740,000.00	17,601,583.07	0.00	0.00	0.00	17,601,583.07	6,292,925.61	0.00	0.00	0.00	6,292,925.61	0.00	49,136,414.93	0.00	11,308,857.46	
CO		27,362,000.00	0.00	27,362,000.00	27,362,000.00	0.00	0.00	0.00	27,362,000.00	0.00	0.00	0.00	0.00	0.00	0.00	0.00	0.00	0.00	0.00	0.00	27,362,000.00	0.00	0.00	
Registration and Licensing	310100100002000	177,524,000.00	0.00	177,524,000.00	177,524,000.00	0.00	0.00	0.00	177,524,000.00	10,557,625.99	0.00	0.00	0.00	10,557,625.99	7,716,351.08	0.00	0.00	0.00	7,716,351.08	0.00	166,965,374.01	0.00	2,839,294.91	
PS		22,858,000.00	0.00	22,858,000.00	22,858,000.00	0.00	0.00	0.00	22,858,000.00	5,503,918.72	0.00	0.00	0.00	5,503,918.72	5,306,699.40	0.00	0.00	0.00	5,306,699.40	0.00	17,152,081.28	0.00	197,219.32	
MOOE		77,118,000.00	0.00	77,118,000.00	77,118,000.00	0.00	0.00	0.00	77,118,000.00	5,053,707.27	0.00	0.00	0.00	5,053,707.27	2,411,631.68	0.00	0.00	0.00	2,411,631.68	0.00	72,064,292.73	0.00	2,042,075.99	
CO		77,750,000.00	0.00	77,750,000.00	77,750,000.00	0.00	0.00	0.00	77,750,000.00	0.00	0.00	0.00	0.00	0.00	0.00	0.00	0.00	0.00	0.00	0.00	77,750,000.00	0.00	0.00	
Project(s)		4,000,000.00	0.00	4,000,000.00	4,000,000.00	0.00	0.00	0.00	4,000,000.00	10,000.00	0.00	0.00	0.00	10,000.00	10,000.00	0.00	0.00	0.00	10,000.00	0.00	3,990,000.00	0.00	0.00	
Locally-Funded Project(s)		4,000,000.00	0.00	4,000,000.00	4,000,000.00	0.00	0.00	0.00	4,000,000.00	10,000.00	0.00	0.00	0.00	10,000.00	10,000.00	0.00	0.00	0.00	10,000.00	0.00	3,990,000.00	0.00	0.00	
Fortified Organic Fertilizer Development Program	310100200002000	4,000,000.00	0.00	4,000,000.00	4,000,000.00	0.00	0.00	0.00	4,000,000.00	10,000.00	0.00	0.00	0.00	10,000.00	10,000.00	0.00	0.00	0.00	10,000.00	0.00	3,990,000.00	0.00	0.00	
MOOE		4,000,000.00	0.00	4,000,000.00	4,000,000.00	0.00	0.00	0.00	4,000,000.00	10,000.00	0.00	0.00	0.00	10,000.00	10,000.00	0.00	0.00	0.00	10,000.00	0.00	3,990,000.00	0.00	0.00	
Sub-Total, Operations		335,685,000.00	0.00	335,685,000.00	335,685,000.00	0.00	0.00	0.00	335,685,000.00	41,888,750.79	0.00	0.00	0.00	41,888,750.79	27,363,593.41	0.00	0.00	0.00	27,363,593.41	0.00	293,796,249.21	0.00	14,525,157.58	
PS		82,715,000.00	0.00	82,715,000.00	82,715,000.00	0.00	0.00	0.00	82,715,000.00	19,223,460.45	0.00	0.00	0.00	19,223,460.45	18,649,036.12	0.00	0.00	0.00	18,649,036.12	0.00	83,491,539.55	0.00	574,424.33	
MOOE		147,858,000.00	0.00	147,858,000.00	147,858,000.00	0.00	0.00	0.00	147,858,000.00	22,665,290.34	0.00	0.00	0.00	22,665,290.34	8,714,557.29	0.00	0.00	0.00	8,714,557.29	0.00	125,192,709.66	0.00	13,950,733.05	
CO		105,112,000.00	0.00	105,112,000.00	105,112,000.00	0.00	0.00	0.00	105,112,000.00	0.00	0.00	0.00	0.00	0.00	0.00	0.00	0.00	0.00	0.00	0.00	105,112,000.00	0.00	0.00	
Sub-Total, I. Agency Specific Budget		<b>423,233,000.00</b>	<b>0.00</b>	<b>423,233,000.00</b>	<b>423,233,000.00</b>	<b>0.00</b>	<b>0.00</b>	<b>0.00</b>	<b>423,233,000.00</b>	<b>65,562,802.47</b>	<b>0.00</b>	<b>0.00</b>	<b>0.00</b>	<b>65,562,802.47</b>	<b>40,771,856.83</b>	<b>0.00</b>	<b>0.00</b>	<b>0.00</b>	<b>40,771,856.83</b>	<b>0.00</b>	<b>397,470,197.53</b>	<b>0.00</b>	<b>24,791,145.84</b>	
PS		120,905,000.00	0.00	120,905,000.00	120,905,000.00	0.00	0.00	0.00	120,905,000.00	26,919,677.93	0.00	0.00	0.00	26,919,677.93	25,968,525.74	0.00	0.00	0.00	25,968,525.74	0.00	93,985,322.07	0.00	951,152.18	
MOOE		186,716,000.00	0.00	186,716,000.00	186,716,000.00	0.00	0.00	0.00	186,716,000.00	38,843,124.54	0.00	0.00	0.00	38,843,124.54	14,803,131.09	0.00	0.00	0.00	14,803,131.09	0.00	150,072,875.46	0.00	23,839,993.45	
CO		115,612,000.00	0.00	115,612,000.00	115,612,000.00	0.00	0.00	0.00	115,612,000.00	0.00	0.00	0.00	0.00	0.00	0.00	0.00	0.00	0.00	0.00	0.00	115,612,000.00	0.00	0.00	
<b>II. Automatic Appropriations</b>		<b>11,090,000.00</b>	<b>0.00</b>	<b>11,090,000.00</b>	<b>11,090,000.00</b>	<b>0.00</b>	<b>0.00</b>	<b>0.00</b>	<b>11,090,000.00</b>	<b>2,859,286.44</b>	<b>0.00</b>	<b>0.00</b>	<b>0.00</b>	<b>2,859,286.44</b>	<b>2,859,286.44</b>	<b>0.00</b>	<b>0.00</b>	<b>0.00</b>	<b>2,859,286.44</b>	<b>0.00</b>	<b>8,230,713.56</b>	<b>0.00</b>	<b>0.00</b>	
Retirement and Life Insurance Premiums	102	11,090,000.00	0.00	11,090,000.00	11,090,000.00	0.00	0.00	0.00	11,090,000.00	2,859,286.44	0.00	0.00	0.00	2,859,286.44	2,859,286.44	0.00	0.00	0.00	2,859,286.44	0.00	8,230,713.56	0.00	0.00	
General Administration and Support	1000000000000000	3,360,000.00	0.00	3,360,000.00	3,360,000.00	0.00	0.00	0.00	3,360,000.00	815,965.64	0.00	0.00	0.00	815,965.64	815,965.64	0.00	0.00	0.00	815,965.64	0.00	2,544,034.36	0.00	0.00	
General Management and Supervision	100000100001000	3,360,000.00	0.00	3,360,000.00	3,360,000.00	0.00	0.00	0.00	3,360,000.00	815,965.64	0.00	0.00	0.00	815,965.64	815,965.64	0.00	0.00	0.00	815,965.64	0.00	2,544,034.36	0.00	0.00	

Department : Department of Agriculture (DA)  
 Agency/Entity : Fertilizer and Pesticide Authority  
 Operating Unit : < not applicable >  
 Organization Code (UACS) : 05 005 0000000  
 Fund Cluster : 01 - Regular Agency Fund

X	Current Year Appropriations
	Supplemental Appropriations
	Continuing Appropriations

(e.g. UACS Fund Cluster: 01-Regular Agency Fund, 02-Foreign Assisted Projects Fund, 03-Special Account-Locally Funded/Domestic Grants Fund, and 04-Special Account-Foreign Assisted/Foreign Grants Fund)

Particulars	UACS CODE	Appropriations					Allotments		Current Year Obligations							Current Year Disbursements				Balances				
		Authorized Appropriations	Adjustments (Transfer To/From, Modifications/ Augmentations)	Adjusted Appropriations	Allotments Received	Adjustments (Reductions, Modifications/ Augmentations)	Transfer To	Transfer From	Adjusted Allotments	1st Quarter Ending March 31	2nd Quarter Ending June 30	3rd Quarter Ending September 30	4th Quarter Ending December 31	Total	1st Quarter Ending March 31	2nd Quarter Ending June 30	3rd Quarter Ending September 30	4th Quarter Ending December 31	Total	Unreleased Appropriations	Unobligated Allotments	Unpaid Obligations (15-20)=(23+24)		
		3	4	5=(3+4)	6	7	8	9	10=(8+7)-8-9	11	12	13	14	15=(11+12+13+14)	16	17	18	19	20=(16+17+18+19)	21	22	23	24	
Sub-total, Operations		7,730,000.00	0.00	7,730,000.00	7,730,000.00	0.00	0.00	0.00	7,730,000.00	2,043,320.80	0.00	0.00	0.00	2,043,320.80	2,043,320.80	0.00	0.00	0.00	0.00	2,043,320.80	0.00	5,686,679.20	0.00	0.00
PS		7,730,000.00	0.00	7,730,000.00	7,730,000.00	0.00	0.00	0.00	7,730,000.00	2,043,320.80	0.00	0.00	0.00	2,043,320.80	2,043,320.80	0.00	0.00	0.00	0.00	2,043,320.80	0.00	5,686,679.20	0.00	0.00
Sub-total, II, Automatic Appropriations		11,090,000.00	0.00	11,090,000.00	11,090,000.00	0.00	0.00	0.00	11,090,000.00	2,859,286.44	0.00	0.00	0.00	2,859,286.44	2,859,286.44	0.00	0.00	0.00	0.00	2,859,286.44	0.00	8,230,713.56	0.00	0.00
PS		11,090,000.00	0.00	11,090,000.00	11,090,000.00	0.00	0.00	0.00	11,090,000.00	2,859,286.44	0.00	0.00	0.00	2,859,286.44	2,859,286.44	0.00	0.00	0.00	0.00	2,859,286.44	0.00	8,230,713.56	0.00	0.00
<b>GRAND TOTAL</b>		<b>434,323,000.00</b>	<b>0.00</b>	<b>434,323,000.00</b>	<b>434,323,000.00</b>	<b>0.00</b>	<b>0.00</b>	<b>0.00</b>	<b>434,323,000.00</b>	<b>68,422,088.91</b>	<b>0.00</b>	<b>0.00</b>	<b>0.00</b>	<b>68,422,088.91</b>	<b>43,630,943.27</b>	<b>0.00</b>	<b>0.00</b>	<b>0.00</b>	<b>0.00</b>	<b>43,630,943.27</b>	<b>0.00</b>	<b>345,900,911.09</b>	<b>0.00</b>	<b>24,791,145.84</b>
Recapitalization by OIG:																								
FERTILIZER AND PESTICIDE REGULATORY PROGRAM		335,085,000.00	0.00	335,085,000.00	335,085,000.00	0.00	0.00	0.00	335,085,000.00	41,688,750.79	0.00	0.00	0.00	41,688,750.79	27,363,593.41	0.00	0.00	0.00	0.00	27,363,593.41	0.00	293,796,245.21	0.00	14,525,157.38

Certified Correct:  
 RONALDYR MAUSON  
 Chief, Budget Section  
 Date: April 30, 2026 09:41 AM

Certified Correct:  
 SHENALYN P. ALLENZA  
 Chief, Accounting Section  
 Date: April 30, 2026 09:41 AM

Recommending Approval By:  
 GINA C. MIMBANG  
 Chief, PAD  
 Date: April 30, 2026 09:44 AM

Approved By:  
 GERARDO T. SANTIAGO  
 Chief, Budget  
 Date: April 30, 2026 09:46 AM

STATEMENT OF APPROPRIATIONS, ALLOTMENTS, OBLIGATIONS, DISBURSEMENTS AND BALANCES  
As at the Quarter Ending March 31, 2026

Department : Department of Agriculture (DA)  
Agency/Entity : Fertilizer and Pesticide Authority  
Operating Unit : < not applicable >  
Organization Code (UACS) : 05 005 0000000  
Fund Cluster : 01 - Regular Agency Fund

Current Year Appropriations  
Supplemental Appropriations  
Continuing Appropriations

(e.g. UACS Fund Cluster: 01-Regular Agency Fund, 02-Foreign Assisted Projects Fund, 03-Special Account-Locally Funded/Domestic Grants Fund, and 04-Special Account-Foreign Assisted/Foreign Grants Fund)

Table with columns: Particulars, UACS CODE, Appropriations (Authorized, Adjusted), Allotments (SARO, Unobligated, Adjustments, Transfer To, Transfer From, Adjusted), Current Year Obligations (1st-4th Quarter, Total), Current Year Disbursements (1st-4th Quarter, Total), Balances (Unused Funds, Unpaid Obligations).

Department : Department of Agriculture (DA)  
Agency/Entity : Fertilizer and Pesticide Authority  
Operating Unit : < not applicable >  
Organization Code (UACS) : 05 005 0000000  
Fund Cluster : 01 - Regular Agency Fund

Current Year Appropriations  
Supplemental Appropriations  
Continuing Appropriations

(e.g. UACS Fund Cluster: 01-Regular Agency Fund, 02-Foreign Assisted Projects Fund, 03-Special Account-Locally Funded/Domestic Grants Fund, and 04-Special Account-Foreign Assisted/Foreign Grants Fund)

Table with columns: Particulars, UACS CODE, Appropriations (Authorized, Adjusted), Allotments (SARO, Unobligated, Adjustments, Transfer To, Transfer From, Adjusted), Current Year Obligations (1st-4th Quarter, Total), Current Year Disbursements (1st-4th Quarter, Total), Balances (Unused Funds, Unpaid Obligations).

Certified Correct:  
ROMELYN S. MANTENZA  
Chief, Budget Section  
Date: April 30, 2026 09:41 AM

Certified Correct:  
SHIENA S. MANTENZA  
Chief, Accounting Section  
Date: April 30, 2026 05:41 AM

Recommended by:  
GINA C. COMMBANG  
Chief, FAD  
Date: April 30, 2026 06:44 AM

Approved by:  
GERARDO T. SANTIAGO  
Chief, Finance  
Date: April 30, 2026 09:46 AM

**SUMMARY OF APPROPRIATIONS, ALLOTMENTS, OBLIGATIONS, DISBURSEMENTS AND BALANCES BY OBJECT OF EXPENDITURES**  
As at the Quarter Ending March 31, 2026

Department : Department of Agriculture (DA)  
Agency/Entity : Fertilizer and Pesticide Authority  
Operating Unit : < not applicable >  
Organization Code (UACS) : 05 005 000000  
Fund Cluster : 01 - Regular Agency Fund

X Current Year Appropriations  
Supplemental Appropriations  
Continuing Appropriations

(e.g. UACS Fund Cluster: 01-Regular Agency Fund, 02-Foreign Assisted Projects Fund, 03-Special Account-Locally Funded/Domestic Grants Fund, and 04-Special Account-Foreign Assisted/Foreign Grants Fund)

Particulars	UACS CODE	Appropriations			Allotments			Obligations				Disbursements				Balances							
		Authorized Appropriations	Adjustments (Transfer To/From, Modifications/ Augmentations)	Adjusted Appropriations	Allotments Received	Adjustments (Reductions, Modifications/ Augmentations)	Transfer To	Transfer From	Adjusted Allotments	1st Quarter Ending March 31	2nd Quarter Ending June 30	3rd Quarter Ending September 30	4th Quarter Ending December 31	Total	1st Quarter Ending March 31	2nd Quarter Ending June 30	3rd Quarter Ending September 30	4th Quarter Ending December 31	Total	Unreleased Appropriations	Unobligated Allotments	Unpaid Obligations (15-20) (23-24)	Due and Demandable
1	2	3	4	5=(3+4)	6	7	8	9	10=(6+7)-8+9	11	12	13	14	15=(11+12+13+14)	16	17	18	19	20=(16+17+18+19)	21=(5-10)	22=(10-15)	23	24
<b>SUMMARY</b>		434,323,000.00	0.00	434,323,000.00	434,323,000.00	0.00	0.00	0.00	434,323,000.00	68,422,088.91	0.00	0.00	0.00	68,422,088.91	43,630,943.27	0.00	0.00	0.00	43,630,943.27	0.00	365,900,911.09	0.00	24,791,145.84
<b>A. AGENCY SPECIFIC BUDGET</b>		423,233,000.00	0.00	423,233,000.00	423,233,000.00	0.00	0.00	0.00	423,233,000.00	65,962,902.47	0.00	0.00	0.00	65,962,902.47	40,771,656.83	0.00	0.00	0.00	40,771,656.83	0.00	387,670,197.53	0.00	24,791,145.84
<b>Personnel Services</b>		120,905,000.00	0.00	120,905,000.00	120,905,000.00	0.00	0.00	0.00	120,905,000.00	28,919,877.93	0.00	0.00	0.00	28,919,877.93	23,986,525.74	0.00	0.00	0.00	23,986,525.74	0.00	93,896,322.87	0.00	951,152.19
<b>Salaries and Wages</b>		92,417,000.00	(172,858.50)	92,244,141.50	92,417,000.00	(172,858.50)	0.00	0.00	92,244,141.50	23,817,114.85	0.00	0.00	0.00	23,817,114.85	22,878,918.52	0.00	0.00	0.00	22,878,918.52	0.00	68,427,026.65	0.00	938,198.33
Salaries and Wages - Regular	5010101000	92,417,000.00	(172,858.50)	92,244,141.50	92,417,000.00	(172,858.50)	0.00	0.00	92,244,141.50	23,817,114.85	0.00	0.00	0.00	23,817,114.85	22,878,918.52	0.00	0.00	0.00	22,878,918.52	0.00	68,427,026.65	0.00	938,198.33
Basic Salary - Civilian	5010101001	92,417,000.00	(172,858.50)	92,244,141.50	92,417,000.00	(172,858.50)	0.00	0.00	92,244,141.50	23,817,114.85	0.00	0.00	0.00	23,817,114.85	22,878,918.52	0.00	0.00	0.00	22,878,918.52	0.00	68,427,026.65	0.00	938,198.33
<b>Other Compensation</b>		25,412,000.00	89,858.50	25,491,858.50	25,412,000.00	0.00	0.00	0.00	25,491,858.50	2,251,252.02	0.00	0.00	0.00	2,251,252.02	2,238,298.16	0.00	0.00	0.00	2,238,298.16	0.00	23,230,606.48	0.00	12,963.86
Personal Economic Relief Allowance (PERA)	5010201000	3,624,000.00	0.00	3,624,000.00	3,624,000.00	0.00	0.00	0.00	3,624,000.00	946,454.57	0.00	0.00	0.00	946,454.57	946,454.57	0.00	0.00	0.00	946,454.57	0.00	2,677,545.43	0.00	0.00
PERA - Civilian	5010201001	3,624,000.00	0.00	3,624,000.00	3,624,000.00	0.00	0.00	0.00	3,624,000.00	946,454.57	0.00	0.00	0.00	946,454.57	946,454.57	0.00	0.00	0.00	946,454.57	0.00	2,677,545.43	0.00	0.00
Representation Allowance (RA)	5010203000	594,000.00	0.00	594,000.00	594,000.00	0.00	0.00	0.00	594,000.00	90,000.00	0.00	0.00	0.00	90,000.00	90,000.00	0.00	0.00	0.00	90,000.00	0.00	904,000.00	0.00	0.00
Transportation Allowance (TA)	5010203000	594,000.00	0.00	594,000.00	594,000.00	0.00	0.00	0.00	594,000.00	90,000.00	0.00	0.00	0.00	90,000.00	90,000.00	0.00	0.00	0.00	90,000.00	0.00	534,000.00	0.00	0.00
Transportation Allowance (TA)	5010203001	594,000.00	0.00	594,000.00	594,000.00	0.00	0.00	0.00	594,000.00	90,000.00	0.00	0.00	0.00	90,000.00	90,000.00	0.00	0.00	0.00	90,000.00	0.00	534,000.00	0.00	0.00
Clothing/Uniform Allowance	5010204000	1,057,000.00	28,000.00	1,085,000.00	1,057,000.00	28,000.00	0.00	0.00	1,085,000.00	1,064,000.00	0.00	0.00	0.00	1,064,000.00	1,064,000.00	0.00	0.00	0.00	1,064,000.00	0.00	21,000.00	0.00	0.00
Clothing/Uniform Allowance - Civilian	5010204001	1,057,000.00	28,000.00	1,085,000.00	1,057,000.00	28,000.00	0.00	0.00	1,085,000.00	1,064,000.00	0.00	0.00	0.00	1,064,000.00	1,064,000.00	0.00	0.00	0.00	1,064,000.00	0.00	21,000.00	0.00	0.00
Subsistence Allowance (SA)	5010205000	515,000.00	0.00	515,000.00	515,000.00	0.00	0.00	0.00	515,000.00	60,675.00	0.00	0.00	0.00	60,675.00	47,721.14	0.00	0.00	0.00	47,721.14	0.00	454,325.00	0.00	12,653.86
Subsistence Allowance - Magna Carta Benefits for Science and Technology under R.A. 8439	5010205002	515,000.00	0.00	515,000.00	515,000.00	0.00	0.00	0.00	515,000.00	60,675.00	0.00	0.00	0.00	60,675.00	47,721.14	0.00	0.00	0.00	47,721.14	0.00	454,325.00	0.00	12,653.86
Laundry Allowance (LA)	5010206000	78,000.00	0.00	78,000.00	78,000.00	0.00	0.00	0.00	78,000.00	9,193.20	0.00	0.00	0.00	9,193.20	9,193.20	0.00	0.00	0.00	9,193.20	0.00	68,806.80	0.00	0.00
Laundry Allowance - Magna Carta Benefits for Science and Technology under R.A. 8439	5010206003	78,000.00	0.00	78,000.00	78,000.00	0.00	0.00	0.00	78,000.00	9,193.20	0.00	0.00	0.00	9,193.20	9,193.20	0.00	0.00	0.00	9,193.20	0.00	68,806.80	0.00	0.00
Hazard Pay (HP)	5010211000	2,038,000.00	0.00	2,038,000.00	2,038,000.00	0.00	0.00	0.00	2,038,000.00	0.00	0.00	0.00	0.00	0.00	0.00	0.00	0.00	0.00	0.00	0.00	2,038,000.00	0.00	0.00
HP - Magna Carta Benefits for Science and Technology under R.A. 8439	5010211004	2,038,000.00	0.00	2,038,000.00	2,038,000.00	0.00	0.00	0.00	2,038,000.00	0.00	0.00	0.00	0.00	0.00	0.00	0.00	0.00	0.00	0.00	0.00	2,038,000.00	0.00	0.00
Longevity Pay (LP)	5010212000	0.00	41,858.50	41,858.50	0.00	0.00	0.00	0.00	41,858.50	20,929.25	0.00	0.00	0.00	20,929.25	20,929.25	0.00	0.00	0.00	20,929.25	0.00	20,929.25	0.00	0.00
Longevity Pay - Civilian	5010212001	0.00	41,858.50	41,858.50	0.00	0.00	0.00	0.00	41,858.50	20,929.25	0.00	0.00	0.00	20,929.25	20,929.25	0.00	0.00	0.00	20,929.25	0.00	20,929.25	0.00	0.00
Year End Bonus	5010214000	7,701,000.00	0.00	7,701,000.00	7,701,000.00	0.00	0.00	0.00	7,701,000.00	0.00	0.00	0.00	0.00	0.00	0.00	0.00	0.00	0.00	0.00	0.00	7,701,000.00	0.00	0.00
Bonus - Civilian	5010214001	7,701,000.00	0.00	7,701,000.00	7,701,000.00	0.00	0.00	0.00	7,701,000.00	0.00	0.00	0.00	0.00	0.00	0.00	0.00	0.00	0.00	0.00	0.00	7,701,000.00	0.00	0.00
Cash Gift	5010215000	755,000.00	0.00	755,000.00	755,000.00	0.00	0.00	0.00	755,000.00	0.00	0.00	0.00	0.00	0.00	0.00	0.00	0.00	0.00	0.00	0.00	755,000.00	0.00	0.00
Cash Gift - Civilian	5010215001	755,000.00	0.00	755,000.00	755,000.00	0.00	0.00	0.00	755,000.00	0.00	0.00	0.00	0.00	0.00	0.00	0.00	0.00	0.00	0.00	0.00	755,000.00	0.00	0.00
Mid-Year Bonus - Civilian	5010216000	7,701,000.00	0.00	7,701,000.00	7,701,000.00	0.00	0.00	0.00	7,701,000.00	0.00	0.00	0.00	0.00	0.00	0.00	0.00	0.00	0.00	0.00	0.00	7,701,000.00	0.00	0.00
Mid-Year Bonus - Civilian	5010216001	7,701,000.00	0.00	7,701,000.00	7,701,000.00	0.00	0.00	0.00	7,701,000.00	0.00	0.00	0.00	0.00	0.00	0.00	0.00	0.00	0.00	0.00	0.00	7,701,000.00	0.00	0.00
Other Bonuses and Allowances	5010299000	755,000.00	0.00	755,000.00	755,000.00	0.00	0.00	0.00	755,000.00	0.00	0.00	0.00	0.00	0.00	0.00	0.00	0.00	0.00	0.00	0.00	755,000.00	0.00	0.00
Productivity Enhancement Incentive - Civilian	5010299012	755,000.00	0.00	755,000.00	755,000.00	0.00	0.00	0.00	755,000.00	0.00	0.00	0.00	0.00	0.00	0.00	0.00	0.00	0.00	0.00	0.00	755,000.00	0.00	0.00
<b>Personnel Benefit Contributions</b>		2,815,000.00	0.00	2,815,000.00	2,815,000.00	0.00	0.00	0.00	2,815,000.00	731,862.27	0.00	0.00	0.00	731,862.27	731,862.27	0.00	0.00	0.00	731,862.27	0.00	2,083,337.73	0.00	0.00
Pag-BIG Contributions	5010302000	363,000.00	0.00	363,000.00	363,000.00	0.00	0.00	0.00	363,000.00	94,800.00	0.00	0.00	0.00	94,800.00	94,800.00	0.00	0.00	0.00	94,800.00	0.00	268,200.00	0.00	0.00
Pag-BIG - Civilian	5010302001	363,000.00	0.00	363,000.00	363,000.00	0.00	0.00	0.00	363,000.00	94,800.00	0.00	0.00	0.00	94,800.00	94,800.00	0.00	0.00	0.00	94,800.00	0.00	268,200.00	0.00	0.00
PhiHealth Contributions	5010303000	2,271,000.00	0.00	2,271,000.00	2,271,000.00	0.00	0.00	0.00	2,271,000.00	589,462.27	0.00	0.00	0.00	589,462.27	589,462.27	0.00	0.00	0.00	589,462.27	0.00	1,815,337.73	0.00	0.00
PhiHealth - Civilian	5010303001	2,271,000.00	0.00	2,271,000.00	2,271,000.00	0.00	0.00	0.00	2,271,000.00	589,462.27	0.00	0.00	0.00	589,462.27	589,462.27	0.00	0.00	0.00	589,462.27	0.00	1,815,337.73	0.00	0.00
Employees Compensation Insurance Premiums	5010304000	181,000.00	0.00	181,000.00	181,000.00	0.00	0.00	0.00	181,000.00	47,400.00	0.00	0.00	0.00	47,400.00	47,400.00	0.00	0.00	0.00	47,400.00	0.00	133,600.00	0.00	0.00
ECIP - Civilian	5010304001	18																					

Department : Department of Agriculture (DA)  
 Agency/Entity : Fertilizer and Pesticide Authority  
 Operating Unit : < not applicable >  
 Organization Code (UACS) : 05 005 000000  
 Fund Cluster : 01 - Regular Agency Fund  
 (e.g. UACS Fund Cluster: 01-Regular Agency Fund, 02-Foreign Assisted Projects Fund, 03-Special Account-Locally Funded/Domestic Grants Fund, and 04-Special Account-Foreign Assisted/Foreign Grants Fund)

X Current Year Appropriations  
 Supplemental Appropriations  
 Continuing Appropriations

Particulars	UACS CODE	Appropriations					Allotments				Obligations				Total	Disbursements				Balances			
		Authorized Appropriations	Adjustments (Transfer To/From, Modifications/Augmentations)	Adjusted Appropriations	Allotments Received	Adjustments (Reductions, Modifications/Augmentations)	Transfer To	Transfer From	Adjusted Allotments	1st Quarter Ending March 31	2nd Quarter Ending June 30	3rd Quarter Ending September 30	4th Quarter Ending December 31	1st Quarter Ending March 31		2nd Quarter Ending June 30	3rd Quarter Ending September 30	4th Quarter Ending December 31	Total	Unreleased Appropriations	Unobligated Allotments	Unpaid Obligations (15-20) (23+24)	
1	2	3	4	5=(3+4)	6	7	8	9	10=(6+(-7)+9)	11	12	13	14	15=(11+12+13+14)	16	17	18	19	20=(16+17+18+19)	21=(5-10)	22=(6-15)	23	24
Training Expenses	502021002	11,183,000.00	0.00	11,183,000.00	11,183,000.00	0.00	0.00	0.00	11,183,000.00	2,221,108.30	0.00	0.00	0.00	2,221,108.30	2,017,951.26	0.00	0.00	0.00	2,017,951.26	0.00	5,941,891.70	0.00	203,157.04
<b>Supplies and Materials Expenses</b>		<b>13,928,000.00</b>	<b>322,274.45</b>	<b>14,250,274.45</b>	<b>13,928,000.00</b>	<b>322,274.45</b>	<b>0.00</b>	<b>0.00</b>	<b>14,250,274.45</b>	<b>5,778,037.30</b>	<b>0.00</b>	<b>0.00</b>	<b>0.00</b>	<b>5,778,037.30</b>	<b>911,984.28</b>	<b>0.00</b>	<b>0.00</b>	<b>0.00</b>	<b>911,984.28</b>	<b>0.00</b>	<b>8,474,237.15</b>	<b>0.00</b>	<b>4,884,053.02</b>
Office Supplies Expenses	5020301000	1,703,000.00	12,989.37	1,715,989.37	1,703,000.00	12,989.37	0.00	0.00	1,715,989.37	223,882.22	0.00	0.00	0.00	223,882.22	180,214.33	0.00	0.00	0.00	180,214.33	0.00	1,492,107.15	0.00	43,687.89
Office Supplies Expenses	5020301002	1,703,000.00	12,989.37	1,715,989.37	1,703,000.00	12,989.37	0.00	0.00	1,715,989.37	223,882.22	0.00	0.00	0.00	223,882.22	180,214.33	0.00	0.00	0.00	180,214.33	0.00	1,492,107.15	0.00	43,687.89
Accountable Forms Expenses	5020302000	989,000.00	0.00	989,000.00	989,000.00	0.00	0.00	0.00	989,000.00	242,920.00	0.00	0.00	0.00	242,920.00	1,000.00	0.00	0.00	0.00	1,000.00	0.00	748,080.00	0.00	241,920.00
Medical, Dental and Laboratory Supplies Expenses	5020308000	2,827,000.00	0.00	2,827,000.00	2,827,000.00	0.00	0.00	0.00	2,827,000.00	0.00	0.00	0.00	0.00	0.00	0.00	0.00	0.00	0.00	0.00	0.00	2,827,000.00	0.00	0.00
Fuel, Oil and Lubricants Expenses	5020309000	5,713,000.00	301,100.08	6,014,100.08	5,713,000.00	301,100.08	0.00	0.00	6,014,100.08	5,231,300.08	0.00	0.00	0.00	5,231,300.08	663,359.95	0.00	0.00	0.00	663,359.95	0.00	782,800.00	0.00	4,597,940.13
Semi-Expendable Machinery and Equipment	5020321000	1,327,000.00	8,185.00	1,335,185.00	1,327,000.00	8,185.00	0.00	0.00	1,335,185.00	6,185.00	0.00	0.00	0.00	6,185.00	0.00	0.00	0.00	0.00	0.00	0.00	1,327,000.00	0.00	8,185.00
Office Equipment	5020321002	178,000.00	0.00	178,000.00	178,000.00	0.00	0.00	0.00	178,000.00	0.00	0.00	0.00	0.00	0.00	0.00	0.00	0.00	0.00	0.00	0.00	178,000.00	0.00	0.00
Information and Communications Technology Equipment	5020321003	430,000.00	0.00	430,000.00	430,000.00	0.00	0.00	0.00	430,000.00	0.00	0.00	0.00	0.00	0.00	0.00	0.00	0.00	0.00	0.00	0.00	430,000.00	0.00	0.00
Technical and Scientific Equipment	5020321013	719,000.00	0.00	719,000.00	719,000.00	0.00	0.00	0.00	719,000.00	0.00	0.00	0.00	0.00	0.00	0.00	0.00	0.00	0.00	0.00	0.00	719,000.00	0.00	0.00
Other Machinery and Equipment	5020321099	0.00	8,185.00	8,185.00	0.00	8,185.00	0.00	0.00	8,185.00	8,185.00	0.00	0.00	0.00	8,185.00	0.00	0.00	0.00	0.00	0.00	0.00	0.00	0.00	8,185.00
Semi-Expendable Furniture, Fixtures and Books	5020322000	509,000.00	0.00	509,000.00	509,000.00	0.00	0.00	0.00	509,000.00	0.00	0.00	0.00	0.00	0.00	0.00	0.00	0.00	0.00	0.00	0.00	509,000.00	0.00	0.00
Furniture and Fixtures	5020322001	509,000.00	0.00	509,000.00	509,000.00	0.00	0.00	0.00	509,000.00	0.00	0.00	0.00	0.00	0.00	0.00	0.00	0.00	0.00	0.00	0.00	509,000.00	0.00	0.00
Other Supplies and Materials Expenses	5020399000	860,000.00	0.00	860,000.00	860,000.00	0.00	0.00	0.00	860,000.00	89,750.00	0.00	0.00	0.00	89,750.00	67,410.00	0.00	0.00	0.00	67,410.00	0.00	790,250.00	0.00	2,340.00
<b>Utility Expenses</b>		<b>11,548,000.00</b>	<b>(1,785,015.24)</b>	<b>9,762,984.76</b>	<b>11,548,000.00</b>	<b>(1,785,015.24)</b>	<b>0.00</b>	<b>0.00</b>	<b>9,762,984.76</b>	<b>1,303,072.54</b>	<b>0.00</b>	<b>0.00</b>	<b>0.00</b>	<b>1,303,072.54</b>	<b>1,139,063.53</b>	<b>0.00</b>	<b>0.00</b>	<b>0.00</b>	<b>1,139,063.53</b>	<b>0.00</b>	<b>8,459,912.22</b>	<b>0.00</b>	<b>164,009.01</b>
Water Expenses	5020401000	1,833,000.00	0.00	1,833,000.00	1,833,000.00	0.00	0.00	0.00	1,833,000.00	235,791.24	0.00	0.00	0.00	235,791.24	116,992.78	0.00	0.00	0.00	116,992.78	0.00	1,597,208.76	0.00	116,798.48
Electricity Expenses	5020402000	9,715,000.00	(1,785,015.24)	7,929,984.76	9,715,000.00	(1,785,015.24)	0.00	0.00	7,929,984.76	1,067,281.30	0.00	0.00	0.00	1,067,281.30	1,022,070.75	0.00	0.00	0.00	1,022,070.75	0.00	6,862,703.46	0.00	45,210.55
<b>Communication Expenses</b>		<b>3,415,000.00</b>	<b>0.00</b>	<b>3,415,000.00</b>	<b>3,415,000.00</b>	<b>0.00</b>	<b>0.00</b>	<b>0.00</b>	<b>3,415,000.00</b>	<b>503,571.33</b>	<b>0.00</b>	<b>0.00</b>	<b>0.00</b>	<b>503,571.33</b>	<b>488,548.09</b>	<b>0.00</b>	<b>0.00</b>	<b>0.00</b>	<b>488,548.09</b>	<b>0.00</b>	<b>2,911,428.27</b>	<b>0.00</b>	<b>17,023.24</b>
Postage and Courier Services	5020501000	478,000.00	0.00	478,000.00	478,000.00	0.00	0.00	0.00	478,000.00	45,812.94	0.00	0.00	0.00	45,812.94	45,043.85	0.00	0.00	0.00	45,043.85	0.00	432,187.08	0.00	769.09
Telephone Expenses	5020502000	2,425,000.00	0.00	2,425,000.00	2,425,000.00	0.00	0.00	0.00	2,425,000.00	349,686.82	0.00	0.00	0.00	349,686.82	336,449.67	0.00	0.00	0.00	336,449.67	0.00	2,075,313.18	0.00	13,237.15
Mobile	5020502001	2,097,000.00	0.00	2,097,000.00	2,097,000.00	0.00	0.00	0.00	2,097,000.00	291,075.00	0.00	0.00	0.00	291,075.00	281,275.00	0.00	0.00	0.00	281,275.00	0.00	1,805,925.00	0.00	9,800.00
Landline	5020502002	328,000.00	0.00	328,000.00	328,000.00	0.00	0.00	0.00	328,000.00	56,611.82	0.00	0.00	0.00	56,611.82	55,174.67	0.00	0.00	0.00	55,174.67	0.00	289,388.18	0.00	3,437.15
Internet Subscription Expenses	5020503000	512,000.00	0.00	512,000.00	512,000.00	0.00	0.00	0.00	512,000.00	108,071.57	0.00	0.00	0.00	108,071.57	105,052.57	0.00	0.00	0.00	105,052.57	0.00	403,928.43	0.00	3,019.00
<b>Awards/Rewards and Prizes</b>		<b>235,000.00</b>	<b>0.00</b>	<b>235,000.00</b>	<b>235,000.00</b>	<b>0.00</b>	<b>0.00</b>	<b>0.00</b>	<b>235,000.00</b>	<b>0.00</b>	<b>0.00</b>	<b>0.00</b>	<b>0.00</b>	<b>0.00</b>	<b>0.00</b>	<b>0.00</b>	<b>0.00</b>	<b>0.00</b>	<b>0.00</b>	<b>0.00</b>	<b>235,000.00</b>	<b>0.00</b>	<b>0.00</b>
Awards/Rewards Expenses	5020601000	235,000.00	0.00	235,000.00	235,000.00	0.00	0.00	0.00	235,000.00	0.00	0.00	0.00	0.00	0.00	0.00	0.00	0.00	0.00	0.00	0.00	235,000.00	0.00	0.00
Awards/Rewards Expenses	5020601001	235,000.00	0.00	235,000.00	235,000.00	0.00	0.00	0.00	235,000.00	0.00	0.00	0.00	0.00	0.00	0.00	0.00	0.00	0.00	0.00	0.00	235,000.00	0.00	0.00
<b>Confidential, Intelligence and Extraordinary</b>		<b>136,000.00</b>	<b>0.00</b>	<b>136,000.00</b>	<b>136,000.00</b>	<b>0.00</b>	<b>0.00</b>	<b>0.00</b>	<b>136,000.00</b>	<b>24,000.00</b>	<b>0.00</b>	<b>0.00</b>	<b>0.00</b>	<b>24,000.00</b>	<b>24,000.00</b>	<b>0.00</b>	<b>0.00</b>	<b>0.00</b>	<b>24,000.00</b>	<b>0.00</b>	<b>112,000.00</b>	<b>0.00</b>	<b>0.00</b>
Extraordinary and Miscellaneous Expenses	5021003000	136,000.00	0.00	136,000.00	136,000.00	0.00	0.00	0.00	136,000.00	24,000.00	0.00	0.00	0.00	24,000.00	24,000.00	0.00	0.00	0.00	24,000.00	0.00	112,000.00	0.00	0.00
<b>Professional Services</b>		<b>80,256,000.00</b>	<b>3,000,742.90</b>	<b>83,256,742.90</b>	<b>80,256,000.00</b>	<b>3,000,742.90</b>	<b>0.00</b>	<b>0.00</b>	<b>83,256,742.90</b>	<b>16,612,897.61</b>	<b>0.00</b>	<b>0.00</b>	<b>0.00</b>	<b>16,612,897.61</b>	<b>3,128,731.45</b>	<b>0.00</b>	<b>0.00</b>	<b>0.00</b>	<b>3,128,731.45</b>	<b>0.00</b>	<b>66,443,845.28</b>	<b>0.00</b>	<b>13,484,168.18</b>
Legal Services	5021101000	58,000.00	0.00	58,000.00	58,000.00	0.00	0.00	0.00	58,000.00	200.00	0.00	0.00	0.00	200.00	200.00	0.00	0.00	0.00	200.00	0.00	55,800.00	0.00	0.00
Auditing Services	5021102000	80,000.00	0.00	80,000.00	80,000.00	0.00	0.00	0.00	80,000.00	0.00	0.00	0.00	0.00	0.00	0.00	0.00	0.00	0.00	0.00	0.00	80,000.00	0.00	0.00
Other Professional Services	5021199000	80,120,000.00	3,000,742.90	83,120,742.90	80,120,000.00	3,000,742.90	0.00	0.00	83,120,742.90	16,612,697.61	0.00	0.00	0.00	16,612,697.61	3,128,531.45	0.00	0.00	0.00	3,128,531.45	0.00	66,508,045.28	0.00	13,484,186.18
<b>General Services</b>		<b>5,065,000.00</b>	<b>54,272.34</b>	<b>5,119,272.34</b>	<b>5,065,000.00</b>	<b>54,272.34</b>	<b>0.00</b>	<b>0.00</b>	<b>5,119,272.34</b>	<b>5,002,278.10</b>	<b>0.00</b>	<b>0.00</b>	<b>0.00</b>	<b>5,002,278.10</b>	<b>884,844.28</b>	<b>0.00</b>	<b>0.00</b>	<b>0.00</b>	<b>884,844.28</b>	<b>0.00</b>	<b>116,994.24</b>	<b>0.00</b>	<b>4,187,833.82</b>
Janitorial Services	5021202000	2,417,000.00	54,272.34	2,471,272.34	2,417,000.00	54,272.34	0.00	0.00	2,471,272.34	2,471,272.34	0.00	0.00	0.00	2,471,272.34	370,524.54	0.00	0.00	0.00	370,524.54	0.00	2,100,747.80	0.00	2,100,747.80
Security Services	5021203000																						

Department : Department of Agriculture (DA)  
 Agency/Entity : Fertilizer and Pesticide Authority  
 Operating Unit : < not applicable >  
 Organization Code (UACS) : 05 005 0000000  
 Fund Cluster : 01 - Regular Agency Fund

(e.g. UACS Fund Cluster: 01-Regular Agency Fund, 02-Foreign Assisted Projects Fund, 03-Special Account-Locally Funded/Domestic Grants Fund, and 04-Special Account-Foreign Assisted/Foreign Grants Fund)

X	Current Year Appropriations
	Supplemental Appropriations
	Continuing Appropriations

Particulars	UACS CODE	Appropriations			Allotments					Obligations				Total	Disbursements				Balances		Unpaid Obligations (15-20)=(23+24)		
		Authorized Appropriations	Adjustments (Transfer To/From, Modifications/Augmentations)	Adjusted Appropriations	Allotments Received	Adjustments (Reductions, Modifications/Augmentations)	Transfer To	Transfer From	Adjusted Allotments	1st Quarter Ending March 31	2nd Quarter Ending June 30	3rd Quarter Ending September 30	4th Quarter Ending December 31		1st Quarter Ending March 31	2nd Quarter Ending June 30	3rd Quarter Ending September 30	4th Quarter Ending December 31	Total	Unreleased Appropriations	Unobligated Allotments	Due and Demandable	Net Yet Due and Demandable
1	2	3	4	5=(3+4)	6	7	8	9	10=(6+7-8+9)	11	12	13	14	15=(11+12+13+14)	16	17	18	19	20=(16+17+18+19)	21=(5-10)	22=(10-15)	23	24
Other Maintenance and Operating Expenses		9,420,000.00	0.00	9,420,000.00	9,420,000.00	0.00	0.00	0.00	9,420,000.00	1,617,411.74	0.00	0.00	0.00	1,617,411.74	1,095,070.80	0.00	0.00	0.00	1,095,070.80	0.00	7,802,588.26	0.00	522,340.94
Advertising Expenses	5029901000	1,095,000.00	0.00	1,095,000.00	1,095,000.00	0.00	0.00	0.00	1,095,000.00	0.00	0.00	0.00	0.00	0.00	0.00	0.00	0.00	0.00	0.00	0.00	1,095,000.00	0.00	0.00
Printing and Publication Expenses	5029902000	2,250,000.00	0.00	2,250,000.00	2,250,000.00	0.00	0.00	0.00	2,250,000.00	904,550.00	0.00	0.00	0.00	904,550.00	710,400.00	0.00	0.00	0.00	710,400.00	0.00	1,345,450.00	0.00	194,150.00
Representation Expenses	5029903000	2,526,000.00	0.00	2,526,000.00	2,526,000.00	0.00	0.00	0.00	2,526,000.00	300,835.10	0.00	0.00	0.00	300,835.10	268,918.30	0.00	0.00	0.00	268,918.30	0.00	2,225,454.90	0.00	31,616.80
Transportation and Delivery Expenses	5029904000	252,000.00	0.00	252,000.00	252,000.00	0.00	0.00	0.00	252,000.00	31,094.00	0.00	0.00	0.00	31,094.00	26,127.00	0.00	0.00	0.00	26,127.00	0.00	220,900.00	0.00	4,967.00
Rent/Lease Expenses	5029905000	2,916,000.00	0.00	2,916,000.00	2,916,000.00	0.00	0.00	0.00	2,916,000.00	326,400.00	0.00	0.00	0.00	326,400.00	36,792.86	0.00	0.00	0.00	36,792.86	0.00	2,567,600.00	0.00	291,807.14
Rents - Building and Structures	5029905001	2,551,000.00	0.00	2,551,000.00	2,551,000.00	0.00	0.00	0.00	2,551,000.00	120,000.00	0.00	0.00	0.00	120,000.00	10,000.00	0.00	0.00	0.00	10,000.00	0.00	2,431,000.00	0.00	110,000.00
Rents - Motor Vehicles	5029905003	120,000.00	0.00	120,000.00	120,000.00	0.00	0.00	0.00	120,000.00	0.00	0.00	0.00	0.00	0.00	0.00	0.00	0.00	0.00	0.00	0.00	120,000.00	0.00	0.00
Rents - Equipment	5029905004	245,000.00	0.00	245,000.00	245,000.00	0.00	0.00	0.00	245,000.00	206,400.00	0.00	0.00	0.00	206,400.00	26,792.86	0.00	0.00	0.00	26,792.86	0.00	36,000.00	0.00	181,607.14
Subscription Expenses	5029907000	142,000.00	0.00	142,000.00	142,000.00	0.00	0.00	0.00	142,000.00	52,832.64	0.00	0.00	0.00	52,832.64	52,832.64	0.00	0.00	0.00	52,832.64	0.00	89,167.36	0.00	0.00
Other Subscription Expenses	5029907009	142,000.00	0.00	142,000.00	142,000.00	0.00	0.00	0.00	142,000.00	52,832.64	0.00	0.00	0.00	52,832.64	52,832.64	0.00	0.00	0.00	52,832.64	0.00	89,167.36	0.00	0.00
Other Maintenance and Operating Expenses	5029909000	238,000.00	0.00	238,000.00	238,000.00	0.00	0.00	0.00	238,000.00	0.00	0.00	0.00	0.00	0.00	0.00	0.00	0.00	0.00	0.00	0.00	238,000.00	0.00	0.00
Other Maintenance and Operating Expenses	5029909009	238,000.00	0.00	238,000.00	238,000.00	0.00	0.00	0.00	238,000.00	0.00	0.00	0.00	0.00	0.00	0.00	0.00	0.00	0.00	0.00	0.00	238,000.00	0.00	0.00
Capital Outlays		113,612,000.00	0.00	113,612,000.00	113,612,000.00	0.00	0.00	0.00	113,612,000.00	0.00	0.00	0.00	0.00	0.00	0.00	0.00	0.00	0.00	0.00	0.00	113,612,000.00	0.00	0.00
Property, Plant and Equipment Outlay		113,612,000.00	0.00	113,612,000.00	113,612,000.00	0.00	0.00	0.00	113,612,000.00	0.00	0.00	0.00	0.00	0.00	0.00	0.00	0.00	0.00	0.00	0.00	113,612,000.00	0.00	0.00
Buildings and Other Structures	506040300	31,800,000.00	0.00	31,800,000.00	31,800,000.00	0.00	0.00	0.00	31,800,000.00	0.00	0.00	0.00	0.00	0.00	0.00	0.00	0.00	0.00	0.00	0.00	31,800,000.00	0.00	0.00
Buildings	506040301	31,800,000.00	0.00	31,800,000.00	31,800,000.00	0.00	0.00	0.00	31,800,000.00	0.00	0.00	0.00	0.00	0.00	0.00	0.00	0.00	0.00	0.00	0.00	31,800,000.00	0.00	0.00
Machinery and Equipment Outlay	5060405000	66,312,000.00	0.00	66,312,000.00	66,312,000.00	0.00	0.00	0.00	66,312,000.00	0.00	0.00	0.00	0.00	0.00	0.00	0.00	0.00	0.00	0.00	0.00	66,312,000.00	0.00	0.00
Information and Communication Technology Equipment	5060405003	250,000.00	0.00	250,000.00	250,000.00	0.00	0.00	0.00	250,000.00	0.00	0.00	0.00	0.00	0.00	0.00	0.00	0.00	0.00	0.00	0.00	250,000.00	0.00	0.00
Technical and Scientific Equipment	5060405014	66,062,000.00	0.00	66,062,000.00	66,062,000.00	0.00	0.00	0.00	66,062,000.00	0.00	0.00	0.00	0.00	0.00	0.00	0.00	0.00	0.00	0.00	0.00	66,062,000.00	0.00	0.00
Transportation Equipment Outlay	5060406000	8,500,000.00	0.00	8,500,000.00	8,500,000.00	0.00	0.00	0.00	8,500,000.00	0.00	0.00	0.00	0.00	0.00	0.00	0.00	0.00	0.00	0.00	0.00	8,500,000.00	0.00	0.00
Motor Vehicles	5060406001	8,500,000.00	0.00	8,500,000.00	8,500,000.00	0.00	0.00	0.00	8,500,000.00	0.00	0.00	0.00	0.00	0.00	0.00	0.00	0.00	0.00	0.00	0.00	8,500,000.00	0.00	0.00
Furniture, Fixtures and Books Outlay	5060407000	7,000,000.00	0.00	7,000,000.00	7,000,000.00	0.00	0.00	0.00	7,000,000.00	0.00	0.00	0.00	0.00	0.00	0.00	0.00	0.00	0.00	0.00	0.00	7,000,000.00	0.00	0.00
Furniture and Fixtures	5060407001	7,000,000.00	0.00	7,000,000.00	7,000,000.00	0.00	0.00	0.00	7,000,000.00	0.00	0.00	0.00	0.00	0.00	0.00	0.00	0.00	0.00	0.00	0.00	7,000,000.00	0.00	0.00
<b>B. AUTOMATIC APPROPRIATIONS</b>		<b>11,990,000.00</b>	<b>0.00</b>	<b>11,990,000.00</b>	<b>11,990,000.00</b>	<b>0.00</b>	<b>0.00</b>	<b>0.00</b>	<b>11,990,000.00</b>	<b>2,859,286.44</b>	<b>0.00</b>	<b>0.00</b>	<b>0.00</b>	<b>2,859,286.44</b>	<b>2,859,286.44</b>	<b>0.00</b>	<b>0.00</b>	<b>0.00</b>	<b>2,859,286.44</b>	<b>0.00</b>	<b>8,230,713.56</b>	<b>0.00</b>	<b>0.00</b>
Reliant and Life Insurance Premiums		11,990,000.00	0.00	11,990,000.00	11,990,000.00	0.00	0.00	0.00	11,990,000.00	2,859,286.44	0.00	0.00	0.00	2,859,286.44	2,859,286.44	0.00	0.00	0.00	2,859,286.44	0.00	8,230,713.56	0.00	0.00
<b>GRAND TOTAL</b>		<b>434,323,000.00</b>	<b>0.00</b>	<b>434,323,000.00</b>	<b>434,323,000.00</b>	<b>0.00</b>	<b>0.00</b>	<b>0.00</b>	<b>434,323,000.00</b>	<b>68,422,088.91</b>	<b>0.00</b>	<b>0.00</b>	<b>0.00</b>	<b>68,422,088.91</b>	<b>43,630,943.27</b>	<b>0.00</b>	<b>0.00</b>	<b>0.00</b>	<b>43,630,943.27</b>	<b>0.00</b>	<b>365,905,911.99</b>	<b>0.00</b>	<b>24,791,145.84</b>

Certified Contract:  
 RONALYN M. LUCAS  
 Chief Budget Officer  
 Date: April 30, 2026 09:41 AM

Certified Contract:  
 SHEILA D. ATIENZA  
 Direct Accounting Section  
 Date: April 30, 2026 09:41 AM

Recommending Approval By:  
 GINA C. TOMIMBANG  
 Chief, FAD  
 Date: April 30, 2026 09:44 AM

Approved By:  
 GERARDO SANTOS  
 Chief, FAD  
 Date: April 30, 2026 09:46 AM

**SUMMARY OF APPROPRIATIONS, ALLOTMENTS, OBLIGATIONS, DISBURSEMENTS AND BALANCES BY OBJECT OF EXPENDITURES**  
As at the Quarter Ending March 31, 2026

Department : Department of Agriculture (DA)  
 Agency/Entity : Fertilizer and Pesticide Authority  
 Operating Unit : < not applicable >  
 Organization Code (UACS) : 05 005 000000  
 Fund Cluster : 01 - Regular Agency Fund  
 (e.g. UACS Fund Cluster: 01-Regular Agency Fund, 02-Foreign Assisted Projects Fund, 03-Special Account-Locally Funded/Domestic Grants Fund, and 04-Special Account-Foreign Assisted/Foreign Grants Fund)

Current Year Appropriations  
 Supplemental Appropriations  
 Continuing Appropriations

X

Particulars	UACS CODE	Appropriations			Allotments						Obligations					Disbursements					Balances				
		Authorized Appropriations	Adjustments (Transfer To/From, Modifications/ Augmentations)	Adjusted Appropriations	SARD	Unobligated	Adjustments (Reductions, Modifications/ Augmentations)	Transfer To	Transfer From	Adjusted Allotments	1st Quarter Ending March 31	2nd Quarter Ending June 30	3rd Quarter Ending September 30	4th Quarter Ending December 31	Total	1st Quarter Ending March 31	2nd Quarter Ending June 30	3rd Quarter Ending September 30	4th Quarter Ending December 31	Total	Unreleased Appropriations 22-(4-11)	Unobligated Allotments 23-(11-16)	Due and Demandable 24	Not Yet Due and Demandable 25	
1	2	3	4	5=(3+4)	6	7	8	9	10	11=(9+10)	12	13	14	15	16=(12+13+14+15)	17	18	19	20	21=(17+18+19+20)	22	23	24	25	
<b>SUMMARY</b>		25,000,000.00	0.00	25,000,000.00	0.00	19,823,588.77	0.00	0.00	0.00	19,823,588.77	8,882,867.81	0.00	0.00	0.00	8,882,867.81	3,874,128.97	0.00	0.00	0.00	3,874,128.97	25,000,000.00	12,740,820.98	0.00	3,008,538.84	
Unreleased Appropriations		25,000,000.00	0.00	25,000,000.00	0.00	0.00	0.00	0.00	0.00	0.00	0.00	0.00	0.00	0.00	0.00	0.00	0.00	0.00	0.00	25,000,000.00	0.00	0.00	0.00	0.00	
<b>I. AGENCY SPECIFIC BUDGET</b>		25,000,000.00	0.00	25,000,000.00	0.00	0.00	0.00	0.00	0.00	0.00	0.00	0.00	0.00	0.00	0.00	0.00	0.00	0.00	0.00	25,000,000.00	0.00	0.00	0.00	0.00	
Capital Outlays		25,000,000.00	0.00	25,000,000.00	0.00	0.00	0.00	0.00	0.00	0.00	0.00	0.00	0.00	0.00	0.00	0.00	0.00	0.00	0.00	25,000,000.00	0.00	0.00	0.00	0.00	
Property, Plant and Equipment Outlay		25,000,000.00	0.00	25,000,000.00	0.00	0.00	0.00	0.00	0.00	0.00	0.00	0.00	0.00	0.00	0.00	0.00	0.00	0.00	0.00	25,000,000.00	0.00	0.00	0.00	0.00	
Buildings and Other Structures	5060404000	20,000,000.00	0.00	20,000,000.00	0.00	0.00	0.00	0.00	0.00	0.00	0.00	0.00	0.00	0.00	0.00	0.00	0.00	0.00	0.00	20,000,000.00	0.00	0.00	0.00	0.00	
Other Structures	5060404999	20,000,000.00	0.00	20,000,000.00	0.00	0.00	0.00	0.00	0.00	0.00	0.00	0.00	0.00	0.00	0.00	0.00	0.00	0.00	0.00	20,000,000.00	0.00	0.00	0.00	0.00	
Machinery and Equipment Outlay	5060405000	5,000,000.00	0.00	5,000,000.00	0.00	0.00	0.00	0.00	0.00	0.00	0.00	0.00	0.00	0.00	0.00	0.00	0.00	0.00	0.00	5,000,000.00	0.00	0.00	0.00	0.00	
Technical and Scientific Equipment	5060405014	5,000,000.00	0.00	5,000,000.00	0.00	0.00	0.00	0.00	0.00	0.00	0.00	0.00	0.00	0.00	0.00	0.00	0.00	0.00	0.00	5,000,000.00	0.00	0.00	0.00	0.00	
Unobligated Allotment		0.00	0.00	0.00	0.00	19,823,588.77	0.00	0.00	0.00	19,823,588.77	8,882,867.81	0.00	0.00	0.00	8,882,867.81	3,874,128.97	0.00	0.00	0.00	3,874,128.97	0.00	12,740,820.98	0.00	3,008,538.84	
<b>I. AGENCY SPECIFIC BUDGET</b>		0.00	0.00	0.00	0.00	19,823,588.77	0.00	0.00	0.00	19,823,588.77	8,882,867.81	0.00	0.00	0.00	8,882,867.81	3,874,128.97	0.00	0.00	0.00	3,874,128.97	0.00	12,740,820.98	0.00	3,008,538.84	
Maintenance and Other Operating Expenses		0.00	0.00	0.00	0.00	12,001,872.77	0.00	0.00	0.00	12,001,872.77	8,882,867.81	0.00	0.00	0.00	8,882,867.81	3,874,128.97	0.00	0.00	0.00	3,874,128.97	0.00	5,119,254.88	0.00	3,008,538.84	
Traveling Expenses		0.00	0.00	0.00	0.00	1,238,499.10	(481,990.00)	0.00	0.00	757,499.10	0.00	0.00	0.00	0.00	0.00	0.00	0.00	0.00	0.00	0.00	0.00	0.00	0.00	0.00	
Traveling Expenses - Local	5020101000	0.00	0.00	0.00	0.00	1,209,459.10	(481,990.00)	0.00	0.00	727,469.10	0.00	0.00	0.00	0.00	0.00	0.00	0.00	0.00	0.00	0.00	0.00	0.00	0.00	0.00	
Traveling Expenses - Foreign	5020102000	0.00	0.00	0.00	0.00	30,000.00	0.00	0.00	30,000.00	0.00	0.00	0.00	0.00	0.00	0.00	0.00	0.00	0.00	0.00	0.00	0.00	0.00	0.00	0.00	
Training and Scholarship Expenses		0.00	0.00	0.00	0.00	632,525.16	(84,850.00)	0.00	0.00	547,675.16	0.00	0.00	0.00	0.00	0.00	0.00	0.00	0.00	0.00	0.00	0.00	0.00	0.00	0.00	
Training Expenses	5020201000	0.00	0.00	0.00	0.00	632,525.16	(84,850.00)	0.00	0.00	547,675.16	0.00	0.00	0.00	0.00	0.00	0.00	0.00	0.00	0.00	0.00	0.00	0.00	0.00	0.00	
Training Expenses	5020201002	0.00	0.00	0.00	0.00	632,525.16	(84,850.00)	0.00	0.00	547,675.16	0.00	0.00	0.00	0.00	0.00	0.00	0.00	0.00	0.00	0.00	0.00	0.00	0.00	0.00	
Supplies and Materials Expenses		0.00	0.00	0.00	0.00	805,244.23	337,250.00	0.00	0.00	1,142,494.23	514,850.00	0.00	0.00	0.00	514,850.00	474,484.77	0.00	0.00	0.00	474,484.77	0.00	827,844.23	0.00	40,165.28	
Office Supplies Expenses	5020301000	0.00	0.00	0.00	0.00	233,919.75	0.00	0.00	233,919.75	233,919.75	0.00	0.00	0.00	0.00	233,919.75	223,205.47	0.00	0.00	0.00	223,205.47	0.00	10,714.28	0.00	0.00	
Office Supplies Expenses	5020301002	0.00	0.00	0.00	0.00	233,919.75	0.00	0.00	233,919.75	233,919.75	0.00	0.00	0.00	0.00	233,919.75	223,205.47	0.00	0.00	0.00	223,205.47	0.00	10,714.28	0.00	0.00	
Medical, Dental and Laboratory Supplies Expenses	5020309000	0.00	0.00	0.00	0.00	565,244.23	0.00	0.00	565,244.23	0.00	0.00	0.00	0.00	0.00	0.00	0.00	0.00	0.00	0.00	0.00	0.00	0.00	0.00	0.00	
Semi-Expendable Machinery and Equipment	5020321000	0.00	0.00	0.00	0.00	0.00	89,234.75	0.00	0.00	89,234.75	89,234.75	0.00	0.00	0.00	89,234.75	66,239.75	0.00	0.00	0.00	66,239.75	0.00	0.00	0.00	22,995.00	
Office Equipment	5020321002	0.00	0.00	0.00	0.00	0.00	59,190.00	0.00	0.00	59,190.00	59,190.00	0.00	0.00	0.00	59,190.00	36,195.00	0.00	0.00	0.00	36,195.00	0.00	0.00	0.00	22,995.00	
Information and Communications Technology	5020321003	0.00	0.00	0.00	0.00	19,944.75	0.00	0.00	19,944.75	19,944.75	0.00	0.00	0.00	0.00	19,944.75	19,944.75	0.00	0.00	0.00	19,944.75	0.00	0.00	0.00	0.00	
Other Machinery and Equipment	5020321009	0.00	0.00	0.00	0.00	0.00	10,100.00	0.00	0.00	10,100.00	10,100.00	0.00	0.00	0.00	10,100.00	10,100.00	0.00	0.00	0.00	10,100.00	0.00	0.00	0.00	0.00	
Semi-Expendable Furniture, Fixtures and Books	5020322000	0.00	0.00	0.00	0.00	150,000.00	(27,400.00)	0.00	0.00	122,600.00	0.00	0.00	0.00	0.00	0.00	0.00	0.00	0.00	0.00	0.00	0.00	0.00	0.00	0.00	
Semi-Expendable Furniture, Fixtures and Books	5020322001	0.00	0.00	0.00	0.00	150,000.00	(27,400.00)	0.00	0.00	122,600.00	0.00	0.00	0.00	0.00	0.00	0.00	0.00	0.00	0.00	0.00	0.00	0.00	0.00	0.00	
Furniture and Fixtures	5020322001	0.00	0.00	0.00	0.00	150,000.00	(27,400.00)	0.00	0.00	122,600.00	0.00	0.00	0.00	0.00	0.00	0.00	0.00	0.00	0.00	0.00	0.00	0.00	0.00	0.00	
Other Supplies and Materials Expenses	5020399000	0.00	0.00	0.00	0.00	150,000.00	41,995.55	0.00	0.00	191,995.55	191,995.55	0.00	0.00	0.00	191,995.55	185,039.55	0.00	0.00	0.00	185,039.55	0.00	0.00	0.00	6,456.00	
Utility Expenses		0.00	0.00	0.00	0.00	800,000.00	(532,890.04)	0.00	0.00	267,109.96	0.00	0.00	0.00	0.00	0.00	0.00	0.00	0.00	0.00	0.00	0.00	0.00	0.00	0.00	
Water Expenses	5020401000	0.00	0.00	0.00	0.00	200,000.00	(150,000.00)	0.00	0.00	50,000.00	0.00	0.00	0.00	0.00	0.00	0.00	0.00	0.00	0.00	0.00	0.00	0.00	0.00	0.00	
Electricity Expenses	5020402000	0.00	0.00	0.00	0.00	400,000.00	(382,890.04)	0.00	0.00	17,109.96	0.00	0.00	0.00	0.00	0.00	0.00	0.00	0.00	0.00	0.00	0.00	0.00	0.00	0.00	
Communication Expenses		0.00	0.00	0.00	0.00	502,809.88	(100,000.00)	0.00	0.00	402,809.88	0.00	0.00	0.00	0.00	0.00	0.00	0.00	0.00	0.00	0.00	0.00	0.00	0.00	0.00	
Postage and Courier Services	5020501000	0.00	0.00	0.00	0.00	122,081.00	0.00	0.00	122,081.00	0.00	0.00	0.00	0.00	0.00	0.00	0.00	0.00	0.00	0.00	0.00	0.00	0.00	0.00	0.00	
Telephone Expenses	5020502000	0.00	0.00	0.00	0.00	322,134.79	(100,000.00)	0.00	0.00	222,134.79	0.00	0.00	0.00	0.00	0.00	0.00	0.00	0.00	0.00	0.00	0.00	0.00	0.00	0.00	
Mobile	5020502001	0.00	0.00	0.00	0.00	131,575.00	(100,000.00)	0.00	0.00	31,575.00	0.00	0.00	0.00	0.00	0.00	0.00	0.00	0.00	0.00	0.00	0.00	0.00	0.00	0.00	
Landline	5020502002	0.00	0.00	0.00	0.00	190,559.79	0.00	0.00	190,559.79	0.00	0.00	0.00	0.00	0.00	0.00	0.00	0.00	0.00	0.00	0.00	0.00	0.00	0.00	0.00	
Internet Subscription Expenses	5020503000	0.00	0.00	0.00	0.00	58,394.09	0.00	0.00	58,394.09	0.00	0.00	0.00	0.00	0.00	0.00	0.00	0.00	0.00	0.00	0.00	0.00	0.00	0.00	0.00	
Awards/Rewards and Prizes		0.00	0.00	0.00	0.0																				

Department : Department of Agriculture (DA)  
 Agency/Entity : Fertilizer and Pesticide Authority  
 Operating Unit : < not applicable >  
 Organization Code (UACS) : 05 005 0000000  
 Fund Cluster : 01 - Regular Agency Fund

Current Year Appropriations  
 Supplemental Appropriations  
 Continuing Appropriations

(e.g. UACS Fund Cluster: 01-Regular Agency Fund, 02-Foreign Assisted Projects Fund, 03-Special Account-Locally Funded/Domestic Grants Fund, and 04-Special Account-Foreign Assisted/Foreign Grants Fund)

Particulars	UACS CODE	Appropriations				Allotments						Obligations					Disbursements				Balances					
		Authorized Appropriations	Adjustments (Transfer To/From, Modifications/ Augmentations)	Adjusted Appropriations	Allotments		Adjustments (Reductions, Modifications/ Augmentations)	Transfer To	Transfer From	Adjusted Allotments	1st Quarter Ending March 31	2nd Quarter Ending June 30	3rd Quarter Ending September 30	4th Quarter Ending December 31	Total	1st Quarter Ending March 31	2nd Quarter Ending June 30	3rd Quarter Ending September 30	4th Quarter Ending December 31	Total	Unused Funds		Unpaid Obligations (16-21)+(24+25)			
					SARO	Unobligated															Unreleased Appropriations	Unobligated Allotments	Due and Demandable	Not Yet Due and Demandable		
1	2	3	4	5=(3+4)	6	7	8	9	10	11=(9+10)	12	13	14	15	16=(12+13+14+15)	17	18	19	20	21=(17+18+19+20)	22=(5-11)	23=(11-16)	24	25		
Motor Vehicles	5021306001	0.00	0.00	0.00	0.00	127,024.00	0.00	0.00	0.00	127,024.00	0.00	0.00	0.00	0.00	0.00	0.00	0.00	0.00	0.00	0.00	0.00	0.00	127,024.00	0.00	0.00	
Financial Assistance/Subsidy		0.00	0.00	0.00	0.00	3,539,783.24	(3,425,952.54)	0.00	0.00	113,810.70	0.00	0.00	0.00	0.00	0.00	0.00	0.00	0.00	0.00	0.00	0.00	0.00	113,810.70	0.00	0.00	
Financial Assistance to NCAs	5021402000	0.00	0.00	0.00	0.00	3,539,783.24	(3,425,952.54)	0.00	0.00	113,810.70	0.00	0.00	0.00	0.00	0.00	0.00	0.00	0.00	0.00	0.00	0.00	0.00	113,810.70	0.00	0.00	
Taxes, Insurance Premiums and Other Fees		0.00	0.00	0.00	0.00	76,831.25	(51,156.25)	0.00	0.00	23,774.97	1,784.02	0.00	0.00	0.00	1,784.02	1,784.02	0.00	0.00	0.00	0.00	1,784.02	0.00	21,990.95	0.00	0.00	
Taxes, Duties and Licenses	5021501000	0.00	0.00	0.00	0.00	12,508.33	0.00	0.00	0.00	12,508.33	0.00	0.00	0.00	0.00	0.00	0.00	0.00	0.00	0.00	0.00	0.00	0.00	12,508.33	0.00	0.00	
Taxes, Duties and Licenses	5021501001	0.00	0.00	0.00	0.00	12,508.33	0.00	0.00	0.00	12,508.33	0.00	0.00	0.00	0.00	0.00	0.00	0.00	0.00	0.00	0.00	0.00	0.00	12,508.33	0.00	0.00	
Insurance Expenses	5021503000	0.00	0.00	0.00	0.00	64,422.92	(51,156.25)	0.00	0.00	11,266.64	1,784.02	0.00	0.00	0.00	1,784.02	1,784.02	0.00	0.00	0.00	0.00	1,784.02	0.00	9,482.62	0.00	0.00	
Other Maintenance and Operating Expenses		0.00	0.00	0.00	0.00	272,787.14	87,663.88	0.00	0.00	339,851.12	68,846.00	0.00	0.00	0.00	68,846.00	68,206.80	0.00	0.00	0.00	0.00	68,206.80	0.00	271,003.12	0.00	3,841.28	
Printing and Publication Expenses	5029902000	0.00	0.00	0.00	0.00	30,010.00	850.00	0.00	0.00	29,860.00	850.00	0.00	0.00	0.00	850.00	850.00	0.00	0.00	0.00	0.00	850.00	0.00	29,010.00	0.00	0.00	
Recreation Expenses	5029903000	0.00	0.00	0.00	0.00	0.00	67,998.00	0.00	0.00	67,998.00	67,998.00	0.00	0.00	0.00	67,998.00	65,356.80	0.00	0.00	0.00	0.00	65,356.80	0.00	0.00	0.00	2,641.20	
Transportation and Delivery Expenses	5029904000	0.00	0.00	0.00	0.00	190,000.00	0.00	0.00	0.00	190,000.00	0.00	0.00	0.00	0.00	0.00	0.00	0.00	0.00	0.00	0.00	0.00	0.00	190,000.00	0.00	0.00	
Rent/Lease Expenses	5029905000	0.00	0.00	0.00	0.00	152,777.14	(1,784.02)	0.00	0.00	150,993.12	0.00	0.00	0.00	0.00	0.00	0.00	0.00	0.00	0.00	0.00	0.00	0.00	150,993.12	0.00	0.00	
Rent - Building and Structure	5029905001	0.00	0.00	0.00	0.00	152,777.14	(1,784.02)	0.00	0.00	150,993.12	0.00	0.00	0.00	0.00	0.00	0.00	0.00	0.00	0.00	0.00	0.00	0.00	150,993.12	0.00	0.00	
Capital Outlays		0.00	0.00	0.00	0.00	7,821,716.00	0.00	0.00	0.00	7,821,716.00	0.00	0.00	0.00	0.00	0.00	0.00	0.00	0.00	0.00	0.00	0.00	0.00	7,821,716.00	0.00	0.00	
Property, Plant and Equipment Outlay		0.00	0.00	0.00	0.00	7,821,716.00	0.00	0.00	0.00	7,821,716.00	0.00	0.00	0.00	0.00	0.00	0.00	0.00	0.00	0.00	0.00	0.00	0.00	7,821,716.00	0.00	0.00	
Machinery and Equipment Outlay	5060405000	0.00	0.00	0.00	0.00	4,324,877.00	0.00	0.00	0.00	4,324,877.00	0.00	0.00	0.00	0.00	0.00	0.00	0.00	0.00	0.00	0.00	0.00	0.00	4,324,877.00	0.00	0.00	
Machinery	5060405001	0.00	0.00	0.00	0.00	3,000,000.00	0.00	0.00	0.00	3,000,000.00	0.00	0.00	0.00	0.00	0.00	0.00	0.00	0.00	0.00	0.00	0.00	0.00	3,000,000.00	0.00	0.00	
Information and Communication Technology	5060405003	0.00	0.00	0.00	0.00	1,242,002.00	0.00	0.00	0.00	1,242,002.00	0.00	0.00	0.00	0.00	0.00	0.00	0.00	0.00	0.00	0.00	0.00	0.00	1,242,002.00	0.00	0.00	
Technical and Scientific Equipment	5060405014	0.00	0.00	0.00	0.00	82,875.00	0.00	0.00	0.00	82,875.00	0.00	0.00	0.00	0.00	0.00	0.00	0.00	0.00	0.00	0.00	0.00	0.00	82,875.00	0.00	0.00	
Transportation Equipment Outlay	5060406000	0.00	0.00	0.00	0.00	8,000.00	0.00	0.00	0.00	8,000.00	0.00	0.00	0.00	0.00	0.00	0.00	0.00	0.00	0.00	0.00	0.00	0.00	8,000.00	0.00	0.00	
Motor Vehicles	5060406001	0.00	0.00	0.00	0.00	8,000.00	0.00	0.00	0.00	8,000.00	0.00	0.00	0.00	0.00	0.00	0.00	0.00	0.00	0.00	0.00	0.00	0.00	8,000.00	0.00	0.00	
Furniture, Fixtures and Books Outlay	5060407000	0.00	0.00	0.00	0.00	3,254,175.00	0.00	0.00	0.00	3,254,175.00	0.00	0.00	0.00	0.00	0.00	0.00	0.00	0.00	0.00	0.00	0.00	0.00	3,254,175.00	0.00	0.00	
Furniture and Fixtures	5060407001	0.00	0.00	0.00	0.00	3,254,175.00	0.00	0.00	0.00	3,254,175.00	0.00	0.00	0.00	0.00	0.00	0.00	0.00	0.00	0.00	0.00	0.00	0.00	3,254,175.00	0.00	0.00	
Books	5060407002	0.00	0.00	0.00	0.00	34,864.00	0.00	0.00	0.00	34,864.00	0.00	0.00	0.00	0.00	0.00	0.00	0.00	0.00	0.00	0.00	0.00	0.00	34,864.00	0.00	0.00	
<b>GRAND TOTAL</b>						<b>25,000,000.00</b>				<b>25,000,000.00</b>					<b>6,882,667.81</b>	<b>3,874,128.97</b>					<b>6,882,667.81</b>	<b>3,874,128.97</b>	<b>25,000,000.00</b>	<b>12,749,920.96</b>	<b>6.66</b>	<b>3,068,536.84</b>

Certified Correct:  
 ROSALYN P. MAYUA  
 Chief, Budget Section  
 Date: April 30, 2026 09:41 AM

Certified Correct:  
 SHIRLEY D. ATIENZA  
 Chief, Accounting Section  
 Date: April 30, 2026 09:41 AM

Recommending Approval By:  
 GINA C. DOMIBANG  
 Chief, FAS  
 Date: April 30, 2026 09:44 AM

Approved By:  
 GERONIMO SANTIAGO  
 Chief, Finance  
 Date: April 30, 2026 09:46 AM


List of Allotments and Sub-Allotments  
As at the Quarter Ending March 31, 2026


Department : Department of Agriculture (DA)  
 Agency/Entity : Fertilizer and Pesticide Authority  
 Operating Unit : < not applicable >  
 Organization Code (UACS) : 05 005 0000000  
 Fund Cluster : 01 - Regular Agency Fund


X	Current Year Appropriations
	Supplemental Appropriations
	Continuing Appropriations


(e.g. UACS Fund Cluster: 01-Regular Agency Fund, 02-Foreign Assisted Projects Fund, 03-Special Account-Locally Funded/Domestic Grants Fund, and 04-Special Account-Foreign Assisted/Foreign Grants Fund)

No.	Allotments/Sub-Allotments Reference			Funding Source	Allotments/Sub-Allotments received from CO/ROs/OU's					Sub-Allotments to ROs/OU's				Total Allotments/Net of Sub-allotments					
	Number	Date			PS	MOOE	FinEx	CO	Sub-Total	PS	MOOE	FinEx	CO	Total	PS	MOOE	FinEx	CO	Total
1	2	3	4	5	6	7	8	9	10=(6+7+8+9)	11	12	13	14	15=(11+12+13+14)	16=(6+11)	17=(7+12)	18=(8+13)	19=(9+14)	20=(16+17+18+19)
<b>A. Allotments received from DBM</b>																			
1	DAAs Items released through GAA as Allotment Order per Annex A of NBC No. 599	2026-01-20	Specific Budgets of National Government Agencies	101101	120,905,000.00	188,716,000.00	0.00	113,612,000.00	423,233,000.00	0.00	0.00	0.00	0.00	0.00	120,905,000.00	188,716,000.00	0.00	113,612,000.00	423,233,000.00
2	Items For Release through GARD per Annex C of NBC No. 599	2026-01-20	Retirement and Life Insurance Premiums	104102	11,090,000.00	0.00	0.00	0.00	11,090,000.00	0.00	0.00	0.00	0.00	0.00	11,090,000.00	0.00	0.00	0.00	11,090,000.00
	<b>Sub-Total</b>				131,995,000.00	188,716,000.00	0.00	113,612,000.00	434,323,000.00	0.00	0.00	0.00	0.00	0.00	131,995,000.00	188,716,000.00	0.00	113,612,000.00	434,323,000.00
<b>Total Allotments</b>					131,995,000.00	188,716,000.00	0.00	113,612,000.00	434,323,000.00	0.00	0.00	0.00	0.00	0.00	131,995,000.00	188,716,000.00	0.00	113,612,000.00	434,323,000.00
<b>Summary by Funding Source Code:</b>																			
			Specific Budgets of National Government Agencies	101101	120,905,000.00	188,716,000.00	0.00	113,612,000.00	423,233,000.00	0.00	0.00	0.00	0.00	0.00	120,905,000.00	188,716,000.00	0.00	113,612,000.00	423,233,000.00
			Retirement and Life Insurance Premiums	104102	11,090,000.00	0.00	0.00	0.00	11,090,000.00	0.00	0.00	0.00	0.00	0.00	11,090,000.00	0.00	0.00	0.00	11,090,000.00

  
 RONALYN M. AYUSA  
 Chief, Budget Section  
 Date: April 30, 2026 08:01 AM

  
 Certified Correct:  
 SHERILYN D. ATIENZA  
 Chief, Accounting Section  
 Date: April 30, 2026 08:01 AM

  
 Recommending Approval By:  
 GINA C. TOMIMBANG  
 Chief, FAD  
 Date: April 30, 2026 08:02 AM

  
 Approved By:  
 GERARDO T. SANTIAGO  
 Officer-in-Charge  
 Date: April 30, 2026 08:09 AM