

**QUARTERLY PHYSICAL REPORT OF OPERATION
As of March 31, 2026**


Department : Department of Agriculture (DA)
 Agency/Entity : Fertilizer and Pesticide Authority
 Operating Unit : < not applicable >
 Organization Code (UACS) : 05 005 0000000

Particulars	UACS CODE	Physical Target (Budget Year)					Physical Accomplishment (Budget Year)					Variance as of March 31, 2026	Remarks
		1st Quarter	2nd Quarter	3rd Quarter	4th Quarter	Total	1st Quarter	2nd Quarter	3rd Quarter	4th Quarter	Total		
1	2	3	4	5	6	7	8	9	10	11	12	13	14
FERTILIZER AND PESTICIDE REGULATORY PROGRAM	310100000000000												
OO : Fertilizer and pesticide products and handlers regulated													
Outcome Indicator(s)													
1. Percentage of handlers and products monitored/inspected with detected violations		N/A	N/A	N/A	N/A	N/A							
Percentage of monitored/inspected handlers and products that are compliant with FPA regulations		90%	90%	90%	90%	90%	97.59%				97.59%	-7.59%	On average, 97.59% of inspected licensed handlers and registered products were found to be compliant with FPA rules and regulations as of the 1st quarter of FY 2026.
a. Percentage of monitored handlers that are compliant with FPA regulations		90%	90%	90%	90%	90%	95.39%				95.39%	-5.39%	As of the 1st quarter of FY 2026, a total of 6,985 licensed handler establishments were inspected, resulting in the issuance of 322 Notices of Violation (NOV). This indicates that 95.39% of inspected licensed handlers are compliant with FPA rules and regulations.
b. Percentage of inspected products that are compliant with FPA regulations		90%	90%	90%	90%	90%	99.79%				99.79%	-9.79%	As of the 1st quarter of FY 2026, 48,315 registered products were inspected, leading to the issuance of 103 Stop Use, Move, and Sale (SUMS) orders. This reflects a 99.79% compliance rate among inspected registered products.
2. Percentage of Notice of Violations and Order issuances that resulted into cases filed/litigated		N/A	N/A	N/A	N/A	N/A							
Percentage of detected violations resolved or brought into compliance		90%	90%	90%	90%	90%	99.84%				99.84%	-9.84%	On average, 99.84% of Notices of Violation (NOV) and Stop Use, Move, and Sale (SUMS) orders issued as of the 1st quarter of FY 2026 were resolved or appropriately acted upon without resulting in filed or litigated cases.
a. Percentage of Notice of Violations (NOV) resolved or brought into compliance		90%	90%	90%	90%	90%	99.69%				99.69%	-9.69%	Out of the 322 Notices of Violation (NOV) issued as of the 1st quarter of FY 2026, only one (1) resulted to a case, indicating that 99.69% of NOV's were resolved or appropriately acted upon without resulting into filed or litigated cases.
b. Percentage of Stop Use, Move, Sale (SUMS) resolved or brought into compliance		90%	90%	90%	90%	90%	100%				100%	-10.00%	Out of the 103 Stop Use, Move, and Sale (SUMS) orders issued as of the 1st quarter of FY 2026, 100% were acted upon without resulting into filed or litigated cases.


Department : Department of Agriculture (DA)
 Agency/Entity : Fertilizer and Pesticide Authority
 Operating Unit : < not applicable >
 Organization Code (UACS) : 05 005 0000000

Particulars	UACS CODE	Physical Target (Budget Year)					Physical Accomplishment (Budget Year)					Variance as of March 31, 2026	Remarks
		1st Quarter	2nd Quarter	3rd Quarter	4th Quarter	Total	1st Quarter	2nd Quarter	3rd Quarter	4th Quarter	Total		
1	2	3	4	5	6	7	8	9	10	11	12	13	14
Output Indicator(s)													
1. Percentage of regulatory documents issued within the prescribed time frame		97%	97%	97%	97%	97%	97.18%				97.18%	-0.18%	As of the 1st quarter of FY 2026, a total of 4,120 regulatory documents were issued, of which 4,004 or 97.18% were issued within the prescribed timeframe.
2. Percentage of submitted reports that resulted in the issuance of notice of violations and penalties imposed		N/A	N/A	N/A	N/A	N/A							
Percentage of reports that resulted in the compliance or resolution of detected violations		90%	90%	90%	90%	90%	99.84%				99.84%	-9.84%	Submitted reports refer to documented violations identified through monitoring and inspection activities on licensed handlers and registered products. These reports serve as the basis for determining appropriate enforcement actions and, when warranted, the imposition of penalties or initiation of legal proceedings. As of the 1st quarter of FY 2026, a total of 425 NOV and SUMS orders were issued. Of these, only one (1) resulted into a case, while the rest were resolved or appropriately acted upon without proceeding into cases.


Prepared By:


 KIMBERLY R. CORONADO
 Planning Officer III
 Date: April 29, 2026 03:14 PM

In coordination with:


 RONALYN R. MAYUGA
 Administrative Officer V, Budget Section
 Date: April 29, 2026 03:14 PM

Approved By:


 GERARDO T. SANTIAGO
 Officer-In-Charge
 Date: April 29, 2026 04:13 PM