


QUARTERLY PHYSICAL REPORT OF OPERATION
As of June 30, 2025


Department : Department of Agriculture (DA)
Agency/Entity : Fertilizer and Pesticide Authority
Operating Unit : < not applicable >
Organization Code (UACS) : 05 005 0000000

Particulars	UACS CODE	Physical Target (Budget Year)					Physical Accomplishment (Budget Year)					Variance as of June 30, 2025	Remarks
		1st Quarter	2nd Quarter	3rd Quarter	4th Quarter	Total	1st Quarter	2nd Quarter	3rd Quarter	4th Quarter	Total		
1	2	3	4	5	6	7	8	9	10	11	12	13	14
FERTILIZER AND PESTICIDE REGULATORY PROGRAM	3101000000000000												
OO : Fertilizer and pesticide products and handlers regulated													
Outcome Indicator(s)													
1. Percentage of handlers and products monitored/inspected with detected violations		1%	1%	1%	1%	1%	0.72%	0.63%			0.63%	0.37%	As of the 2nd quarter of FY 2025, a total of 12,166 visits to handler establishments were conducted and 76,313 fertilizer and pesticide products were inspected. These monitoring and inspection activities led to the detection of 553 violations.
2. Percentage of Notice of Violations and Order issuances that resulted into cases filed/litigated		0%	0%	0%	0%	0%	0%	0.18%			0.18%	-0.18%	Out of the 553 total violations detected as of the 2nd quarter of FY 2025, 1 resulted into cases filed or litigated.
Output Indicator(s)													
1. Percentage of regulatory documents issued within the prescribed time frame		97%	97%	97%	97%	97%	99.33%	99.09%			99.09%	-2.09%	As of the 2nd quarter of FY 2025, a total of 12,749 regulatory documents were issued, of which 12,633 were issued within the prescribed timeframe.
2. Percentage of submitted reports that resulted in the issuance of notice of violations and penalties imposed		1%	1%	1%	1%	1%	0.72%	0.63%			0.63%	0.37%	Submitted reports refer to the monitoring and inspection reports submitted by regional field units. These reports serve as the basis for determining violations and, when applicable, issuing notices and imposing penalties. As of the 2nd quarter of FY 2025, a total of 12,166 establishment visits were conducted, along with the inspection of 76,313 fertilizer and pesticide products, leading to the detection of 553 violations. Out of the reported violations, 1 violation resulted into a case, while the rest were addressed or resolved without resulting into cases filed/litigated.


Prepared By:


KIMBERLY R. CORONADO
Chief, Planning Section
Date: July 29, 2025

In coordination with:


RONALYN R. MAYUGA
Chief, Budget Section
Date: July 29, 2025

Approved By:


GLENN D. ESTRADA
Executive Director III
Date: July 29, 2025