


MONTHLY REPORT OF DISBURSEMENTS
For the month of January 2025


Department : Department of Agriculture (DA)
 Agency/Entity : Fertilizer and Pesticide Authority
 Operating Unit : < not applicable >
 Organization Code (UACS) : 06 005 000000
 Fund Cluster : 01 - Regular Agency Fund
 (e.g. UACS Fund Cluster: 01-Regular Agency Fund, 02-Foreign Assisted Projects Fund, 03-Special Account-Locally Funded/Domestic Grants Fund, etc.)


Particulars	Current Year Budget					Prior Year's Budget					Current Year's Accounts Payable					Trust Liabilities				Grand Total				Remarks				
	PB	MOOE	FinEx	CO	TOTAL	PB	MOOE	FinEx	CO	Sub-Total	PB	MOOE	FinEx	CO	Sub-Total	TOTAL	SUB-TOTAL	PS	MOOE	CO	TOTAL	PS	MOOE		FinEx	CO	TOTAL	
1	2	3	4	5	6=(2+3+4+5)	7	8	9	10	11=(7+8+9+10)	12	13	14	15	16=	17=(11+16)	18=(8+17)	19	20	21	22=(19+20+21)	23	24	25	26	27=(23+24+25+26)	28	
CASH DISBURSEMENTS	5,643,874.80	701,775.84	0.00	0.00	6,345,650.64	3,178,981.12	2,787,294.58	0.00	0.00	5,966,275.70	0.00	0.00	0.00	0.00	0.00	5,966,275.70	12,311,926.34	0.00	0.00	0.00	0.00	8,822,855.92	3,489,070.42	0.00	0.00	12,311,926.34		
Notice of Cash Allocation (NCA)	5,643,874.80	701,775.84	0.00	0.00	6,345,650.64	3,178,981.12	2,787,294.58	0.00	0.00	5,966,275.70	0.00	0.00	0.00	0.00	0.00	5,966,275.70	12,311,926.34	0.00	0.00	0.00	0.00	8,822,855.92	3,489,070.42	0.00	0.00	12,311,926.34		
MDS Checks Issued	0.00	0.00	0.00	0.00	0.00	0.00	0.00	0.00	0.00	0.00	0.00	0.00	0.00	0.00	0.00	0.00	0.00	0.00	0.00	0.00	0.00	0.00	0.00	0.00	0.00	0.00		
Advice to Debit Account	5,643,874.80	701,775.84	0.00	0.00	6,345,650.64	3,178,981.12	2,787,294.58	0.00	0.00	5,966,275.70	0.00	0.00	0.00	0.00	0.00	5,966,275.70	12,311,926.34	0.00	0.00	0.00	0.00	8,822,855.92	3,489,070.42	0.00	0.00	12,311,926.34		
Notice of Transfer of Allocations (NTA)	0.00	0.00	0.00	0.00	0.00	0.00	0.00	0.00	0.00	0.00	0.00	0.00	0.00	0.00	0.00	0.00	0.00	0.00	0.00	0.00	0.00	0.00	0.00	0.00	0.00	0.00		
MDS Checks Issued	0.00	0.00	0.00	0.00	0.00	0.00	0.00	0.00	0.00	0.00	0.00	0.00	0.00	0.00	0.00	0.00	0.00	0.00	0.00	0.00	0.00	0.00	0.00	0.00	0.00	0.00	0.00	
Advice to Debit Account	0.00	0.00	0.00	0.00	0.00	0.00	0.00	0.00	0.00	0.00	0.00	0.00	0.00	0.00	0.00	0.00	0.00	0.00	0.00	0.00	0.00	0.00	0.00	0.00	0.00	0.00	0.00	
Working Fund for FAPs	0.00	0.00	0.00	0.00	0.00	0.00	0.00	0.00	0.00	0.00	0.00	0.00	0.00	0.00	0.00	0.00	0.00	0.00	0.00	0.00	0.00	0.00	0.00	0.00	0.00	0.00	0.00	
Cash Disbursement Ceiling (CDC)	0.00	0.00	0.00	0.00	0.00	0.00	0.00	0.00	0.00	0.00	0.00	0.00	0.00	0.00	0.00	0.00	0.00	0.00	0.00	0.00	0.00	0.00	0.00	0.00	0.00	0.00	0.00	
TOTAL CASH DISBURSEMENTS	5,643,874.80	701,775.84	0.00	0.00	6,345,650.64	3,178,981.12	2,787,294.58	0.00	0.00	5,966,275.70	0.00	0.00	0.00	0.00	0.00	5,966,275.70	12,311,926.34	0.00	0.00	0.00	0.00	8,822,855.92	3,489,070.42	0.00	0.00	12,311,926.34		
NON-CASH DISBURSEMENTS	0.00	0.00	0.00	0.00	0.00	0.00	0.00	0.00	0.00	0.00	0.00	0.00	0.00	0.00	0.00	0.00	0.00	0.00	0.00	0.00	0.00	0.00	0.00	0.00	0.00	0.00	0.00	
Tax Remittance Advances Issued (TRA)	0.00	0.00	0.00	0.00	0.00	0.00	0.00	0.00	0.00	0.00	0.00	0.00	0.00	0.00	0.00	0.00	0.00	0.00	0.00	0.00	0.00	0.00	0.00	0.00	0.00	0.00	0.00	
Non-Cash Availment Authority (NCAA)	0.00	0.00	0.00	0.00	0.00	0.00	0.00	0.00	0.00	0.00	0.00	0.00	0.00	0.00	0.00	0.00	0.00	0.00	0.00	0.00	0.00	0.00	0.00	0.00	0.00	0.00	0.00	
Disbursements effected through outright deductions from claims (please specify...)	0.00	0.00	0.00	0.00	0.00	0.00	0.00	0.00	0.00	0.00	0.00	0.00	0.00	0.00	0.00	0.00	0.00	0.00	0.00	0.00	0.00	0.00	0.00	0.00	0.00	0.00	0.00	
Overpayment of expenses(e.g. personnel benefits)	0.00	0.00	0.00	0.00	0.00	0.00	0.00	0.00	0.00	0.00	0.00	0.00	0.00	0.00	0.00	0.00	0.00	0.00	0.00	0.00	0.00	0.00	0.00	0.00	0.00	0.00	0.00	
Restitution for loss of government property	0.00	0.00	0.00	0.00	0.00	0.00	0.00	0.00	0.00	0.00	0.00	0.00	0.00	0.00	0.00	0.00	0.00	0.00	0.00	0.00	0.00	0.00	0.00	0.00	0.00	0.00	0.00	
Liquidated damages and similar claims	0.00	0.00	0.00	0.00	0.00	0.00	0.00	0.00	0.00	0.00	0.00	0.00	0.00	0.00	0.00	0.00	0.00	0.00	0.00	0.00	0.00	0.00	0.00	0.00	0.00	0.00	0.00	
Others (e.g. TEF, BTI, Documentary Stamp Tax, etc.)	0.00	0.00	0.00	0.00	0.00	0.00	0.00	0.00	0.00	0.00	0.00	0.00	0.00	0.00	0.00	0.00	0.00	0.00	0.00	0.00	0.00	0.00	0.00	0.00	0.00	0.00	0.00	
TOTAL NON-CASH DISBURSEMENTS	0.00	0.00	0.00	0.00	0.00	0.00	0.00	0.00	0.00	0.00	0.00	0.00	0.00	0.00	0.00	0.00	0.00	0.00	0.00	0.00	0.00	0.00	0.00	0.00	0.00	0.00	0.00	
GRAND TOTAL	5,643,874.80	701,775.84	0.00	0.00	6,345,650.64	3,178,981.12	2,787,294.58	0.00	0.00	5,966,275.70	0.00	0.00	0.00	0.00	0.00	5,966,275.70	12,311,926.34	0.00	0.00	0.00	0.00	8,822,855.92	3,489,070.42	0.00	0.00	12,311,926.34		


Particulars	Previous Report	This Month	As at Date
(1)	(2)	(3)	(4)
Total Disbursement Authorities Received	0.00	12,312,000.00	12,312,000.00
NCA	0.00	12,312,000.00	12,312,000.00
NTA	0.00	0.00	0.00
Working Fund	0.00	0.00	0.00
TRA	0.00	0.00	0.00
CDC	0.00	0.00	0.00
NCAA	0.00	0.00	0.00
Less: Notice of Transfer of Allocations (NTA) Issued	0.00	0.00	0.00
Total Disbursement Authorities Available	0.00	12,312,000.00	12,312,000.00
Less:	0.00	0.00	0.00
Lapsed NCA	0.00	0.00	0.00
Disbursements	0.00	12,311,926.34	12,311,926.34
Less: Other Non-Cash Disbursements	0.00	0.00	0.00
Disbursements effected through outright deductions from claims	0.00	0.00	0.00
Overpayment of expenses(e.g. personnel benefits)	0.00	0.00	0.00
Restitution for loss of government property	0.00	0.00	0.00
Liquidated damages and similar claims	0.00	0.00	0.00
Others (e.g. TEF, BTI, Docs Stamp, etc.)	0.00	0.00	0.00
Adjust: Less: Adjustments (e.g. cancelled/voided checks)	0.00	0.00	0.00
Balance of Disbursement Authorities as at date	0.00	73.66	73.66
Total Disbursements Program	0.00	12,312,000.00	12,312,000.00
Less: *Actual Disbursements	0.00	12,311,926.34	12,311,926.34
(Over)/Under spending	0.00	73.66	73.66

Notes: * The use of NTA is discouraged
 Notes: ** Amounts should tally with the grand total disbursement (column 27).

Certified Correct:

 SHIENA D. ATIENZA
 ACCOUNTANT III
 Date: February 10, 2025

Recommending Approval:

 GINA C. TOMIMBANG
 Chief, Finance and Administrative Division
 Date: February 10, 2025

COMMISSION ON AUDIT
 Fertilizer and Pesticide Authority
 Received by: 
 Date and Time: 10/FEB/2025

Approved By: 
 GLENN DC. ESTRADA
 OIC - Executive Director
 Date: February 10, 2025