

STATEMENT OF APPROPRIATIONS, ALLOTMENTS, OBLIGATIONS, DISBURSEMENTS AND BALANCES
As at the Quarter Ending December 31, 2024

Department : Department of Agriculture (DA)
 Agency/Entity : Fertilizer and Pesticide Authority
 Operating Unit : < not applicable >
 Organization Code (UACS) : 05 005 000000
 Fund Cluster : 01 - Regular Agency Fund
 (e.g. UACS Fund Cluster: 01-Regular Agency Fund, 02-Foreign Assisted Projects Fund, 03-Special Account-Locally Funded/Domestic Grants Fund, and 04-Special Account-Foreign Assisted/Foreign Grants Fund)

X Current Year Appropriations
 Supplemental Appropriations
 Continuing Appropriations

Particulars	UACS CODE	Appropriations			Allotments					Current Year Obligations					Current Year Disbursements				Balances				
		Authorized Appropriations	Adjustments (Transfer To/From, Modifications/	Adjusted Appropriations	Allotments Received	Adjustments (Reductions, Modifications/ Augmentations	Transfer To	Transfer From	Adjusted Allotments	1st Quarter Ending March 31	2nd Quarter Ending June 30	3rd Quarter Ending September 30	4th Quarter Ending December 31	Total	1st Quarter Ending March 31	2nd Quarter Ending June 30	3rd Quarter Ending September 30	4th Quarter Ending December 31	Total	Unreleased Appropriations	Unobligated Allotments	Unpaid Obligations (15-20)=(23+24)	
1	2	3	4	5=(3+4)	6	7	8	9	10=(8+9)	11	12	13	14	15=(11+12+13+14)	16	17	18	19	20=(16+17+18+19)	21	22	23	24
I. Agency Specific Budget		188,510,000.00	28,000,000.00	214,510,000.00	188,510,000.00	28,000,000.00	0.00	0.00	214,510,000.00	46,342,040.82	57,288,284.48	45,430,765.63	37,858,898.85	187,920,989.78	31,502,882.39	58,368,591.85	43,895,631.82	49,751,874.35	181,317,079.81	0.00	27,489,000.22	4,437,737.04	1,288,183.13
General Administration and Support	1000000000	69,397,000.00	0.00	69,397,000.00	69,397,000.00	0.00	0.00	0.00	69,397,000.00	19,004,927.02	22,532,238.00	17,341,057.08	8,842,728.78	68,520,951.86	12,635,783.08	22,645,103.89	16,778,642.85	15,205,647.44	67,266,176.89	0.00	876,048.14	1,251,567.04	3,207.98
General Management and Supervision	1000001000	85,118,000.00	2,088,987.04	87,214,987.04	85,118,000.00	2,088,987.04	0.00	0.00	87,214,987.04	19,004,927.02	22,532,238.00	15,159,024.10	9,842,728.78	68,338,918.89	12,635,783.08	22,645,103.89	14,597,608.89	15,205,647.44	65,084,143.90	0.00	876,048.14	1,251,567.04	3,207.98
PS		33,196,000.00	3,873,867.04	37,069,867.04	33,196,000.00	3,873,867.04	0.00	0.00	37,069,867.04	8,510,364.89	11,787,834.67	9,278,811.35	7,512,858.13	37,089,967.04	8,236,979.89	10,231,399.72	9,144,718.70	9,227,421.25	36,840,519.56	0.00	0.00	226,239.52	3,207.98
MOOE		31,820,000.00	(1,775,000.00)	30,145,000.00	31,820,000.00	(1,775,000.00)	0.00	0.00	30,145,000.00	10,494,562.13	10,764,403.33	5,880,212.75	2,129,773.65	29,288,951.86	4,398,803.19	12,413,703.97	5,452,890.99	5,978,228.19	28,243,824.34	0.00	876,048.14	1,025,327.52	0.00
Administration of Personnel Benefits	1000001000	4,281,000.00	(2,098,987.04)	2,182,032.96	4,281,000.00	(2,098,987.04)	0.00	0.00	2,182,032.96	0.00	0.00	2,182,032.96	0.00	2,182,032.96	0.00	0.00	2,182,032.96	0.00	2,182,032.96	0.00	0.00	0.00	0.00
PS		4,281,000.00	(2,098,987.04)	2,182,032.96	4,281,000.00	(2,098,987.04)	0.00	0.00	2,182,032.96	0.00	0.00	2,182,032.96	0.00	2,182,032.96	0.00	0.00	2,182,032.96	0.00	2,182,032.96	0.00	0.00	0.00	0.00
Sub-Total, General Administration and Support		69,397,000.00	0.00	69,397,000.00	69,397,000.00	0.00	0.00	0.00	69,397,000.00	19,004,927.02	22,532,238.00	17,341,057.08	8,842,728.78	68,520,951.86	12,635,783.08	22,645,103.89	16,778,642.85	15,205,647.44	67,266,176.89	0.00	876,048.14	1,251,567.04	3,207.98
PS		37,477,000.00	1,775,000.00	39,252,000.00	37,477,000.00	1,775,000.00	0.00	0.00	39,252,000.00	8,510,364.89	11,787,834.67	11,480,944.31	7,512,858.13	38,252,000.00	8,236,979.89	10,231,399.72	11,328,751.88	9,227,421.25	39,022,552.52	0.00	0.00	226,239.52	3,207.98
MOOE		31,820,000.00	(1,775,000.00)	30,145,000.00	31,820,000.00	(1,775,000.00)	0.00	0.00	30,145,000.00	10,494,562.13	10,764,403.33	5,880,212.75	2,129,773.65	29,288,951.86	4,398,803.19	12,413,703.97	5,452,890.99	5,978,228.19	28,243,824.34	0.00	876,048.14	1,025,327.52	0.00
FinEx (if Applicable)		0.00	0.00	0.00	0.00	0.00	0.00	0.00	0.00	0.00	0.00	0.00	0.00	0.00	0.00	0.00	0.00	0.00	0.00	0.00	0.00	0.00	0.00
CO		0.00	0.00	0.00	0.00	0.00	0.00	0.00	0.00	0.00	0.00	0.00	0.00	0.00	0.00	0.00	0.00	0.00	0.00	0.00	0.00	0.00	0.00
Operations	3000000000	118,113,000.00	28,000,000.00	146,113,000.00	118,113,000.00	28,000,000.00	0.00	0.00	146,113,000.00	27,337,113.80	34,757,056.48	28,089,708.57	28,318,189.07	118,500,047.92	18,867,189.31	33,721,488.16	26,915,988.37	34,546,228.91	114,050,902.75	0.00	26,812,952.08	3,186,170.00	1,262,975.17
OO : Fertilizer and pesticide products and handlers regulated		118,113,000.00	28,000,000.00	146,113,000.00	118,113,000.00	28,000,000.00	0.00	0.00	146,113,000.00	27,337,113.80	34,757,056.48	28,089,708.57	28,318,189.07	118,500,047.92	18,867,189.31	33,721,488.16	26,915,988.37	34,546,228.91	114,050,902.75	0.00	26,812,952.08	3,186,170.00	1,262,975.17
FERTILIZER AND PESTICIDE REGULATORY PROGRAM		118,113,000.00	28,000,000.00	146,113,000.00	118,113,000.00	28,000,000.00	0.00	0.00	146,113,000.00	27,337,113.80	34,757,056.48	28,089,708.57	28,318,189.07	118,500,047.92	18,867,189.31	33,721,488.16	26,915,988.37	34,546,228.91	114,050,902.75	0.00	26,812,952.08	3,186,170.00	1,262,975.17
Quality Control and Inspection	3101001000	88,748,000.00	10,000,000.00	98,748,000.00	88,748,000.00	10,000,000.00	0.00	0.00	98,748,000.00	18,071,282.58	23,133,181.95	18,053,584.62	20,473,584.36	80,731,593.52	13,491,473.67	21,753,464.12	18,063,769.54	25,428,032.97	78,766,740.60	0.00	18,018,406.48	1,348,872.48	615,180.48
PS		50,581,000.00	5,534,000.00	56,115,000.00	50,581,000.00	5,534,000.00	0.00	0.00	56,115,000.00	10,625,302.02	17,624,862.75	12,242,736.03	15,822,279.20	56,115,000.00	10,343,734.14	15,773,631.47	12,800,672.51	17,611,904.44	58,008,942.56	0.00	0.00	98,827.88	5,229.58
MOOE		38,167,000.00	4,466,000.00	42,633,000.00	38,167,000.00	4,466,000.00	0.00	0.00	42,633,000.00	8,445,980.57	5,508,479.20	5,810,828.58	4,851,305.16	24,616,563.52	3,147,739.83	5,978,832.65	5,813,097.03	7,816,128.53	22,756,798.04	0.00	18,018,406.48	1,248,844.60	609,850.88
Registration and Licensing	3101001000	28,365,000.00	16,000,000.00	44,365,000.00	28,365,000.00	16,000,000.00	0.00	0.00	44,365,000.00	8,265,831.21	8,823,894.53	8,036,143.95	7,842,584.71	33,788,454.40	5,375,725.34	8,988,024.04	7,822,218.83	9,118,193.94	31,284,162.15	0.00	8,586,545.80	1,838,497.54	647,794.71
PS		13,101,000.00	0.00	13,101,000.00	13,101,000.00	0.00	0.00	0.00	13,101,000.00	3,457,006.47	6,312,355.38	3,331,636.17	0.00	13,101,000.00	3,362,185.57	5,848,944.37	3,771,647.40	288,489.82	13,052,248.28	0.00	0.00	48,034.10	719.64
MOOE		15,264,000.00	16,000,000.00	31,264,000.00	15,264,000.00	16,000,000.00	0.00	0.00	31,264,000.00	4,808,824.74	2,311,539.17	5,704,505.78	7,842,584.71	20,687,454.40	2,013,539.77	3,118,079.67	4,050,571.43	8,849,725.02	18,231,915.89	0.00	8,586,545.80	1,788,483.44	847,075.07
Project(s)		4,000,000.00	0.00	4,000,000.00	4,000,000.00	0.00	0.00	0.00	4,000,000.00	0.00	3,000,000.00	1,000,000.00	0.00	4,000,000.00	0.00	3,000,000.00	1,000,000.00	0.00	4,000,000.00	0.00	0.00	0.00	0.00
Locally-Funded Project(s)		4,000,000.00	0.00	4,000,000.00	4,000,000.00	0.00	0.00	0.00	4,000,000.00	0.00	3,000,000.00	1,000,000.00	0.00	4,000,000.00	0.00	3,000,000.00	1,000,000.00	0.00	4,000,000.00	0.00	0.00	0.00	0.00
Fortified Organic Fertilizer Development Program	3101002000	4,000,000.00	0.00	4,000,000.00	4,000,000.00	0.00	0.00	0.00	4,000,000.00	0.00	3,000,000.00	1,000,000.00	0.00	4,000,000.00	0.00	3,000,000.00	1,000,000.00	0.00	4,000,000.00	0.00	0.00	0.00	0.00
MOOE		4,000,000.00	0.00	4,000,000.00	4,000,000.00	0.00	0.00	0.00	4,000,000.00	0.00	3,000,000.00	1,000,000.00	0.00	4,000,000.00	0.00	3,000,000.00	1,000,000.00	0.00	4,000,000.00	0.00	0.00	0.00	0.00

Department : Department of Agriculture (DA)
 Agency/Entity : Fertilizer and Pesticide Authority
 Operating Unit : < not applicable >
 Organization Code (UACS) : 05 005 0000000
 Fund Cluster : 01 - Regular Agency Fund

X Current Year Appropriations
 Supplemental Appropriations
 Continuing Appropriations

(e.g. UACS Fund Cluster: 01-Regular Agency Fund, 02-Foreign Assisted Projects Fund, 03-Special Account-Locally Funded/Domestic Grants Fund, and 04-Special Account-Foreign Assisted/Foreign Grants Fund)

Particulars	UACS CODE	Appropriations			Allotments				Current Year Obligations					Current Year Disbursements				Balances					
		Authorized Appropriations	Adjustments To/From, Modifications/	Adjusted Appropriations	Allotments Received	Adjustments (Reductions, Modifications/ Augmentations)	Transfer To	Transfer From	Adjusted Allotments	1st Quarter Ending March 31	2nd Quarter Ending June 30	3rd Quarter Ending September 30	4th Quarter Ending December 31	Total	1st Quarter Ending March 31	2nd Quarter Ending June 30	3rd Quarter Ending September 30	4th Quarter Ending December 31	Total	Unreleased Appropriations	Unobligated Allotments	Unpaid Obligations (15-20)=(23+24)	Not Yet Due and Demandable
1	2	3	4	5=(3+4)	6	7	8	9	10=(8+9)-4+5	11	12	13	14	15=(11+12+13+14)	16	17	18	19	20=(16+17+18+19)	21	22	23	24
Sub-Total, Operations		119,113,000.00	26,000,000.00	145,113,000.00	119,113,000.00	26,000,000.00	0.00	0.00	145,113,000.00	27,337,113.80	34,757,056.48	28,069,708.57	28,316,189.07	118,500,047.92	18,887,199.31	33,721,488.18	26,915,988.37	34,546,228.91	114,050,902.75	0.00	28,812,952.08	3,186,170.00	1,262,875.17
PS		63,662,000.00	5,534,000.00	69,216,000.00	63,662,000.00	5,534,000.00	0.00	0.00	69,216,000.00	14,082,308.49	23,937,038.11	15,574,374.20	15,822,279.20	69,216,000.00	13,705,819.71	21,423,575.84	16,052,318.81	17,880,373.38	69,062,188.82	0.00	0.00	147,861.98	5,849.22
MOOE		55,431,000.00	20,466,000.00	75,897,000.00	55,431,000.00	20,466,000.00	0.00	0.00	75,897,000.00	13,254,805.31	10,820,018.37	12,515,334.37	12,863,889.87	49,284,047.82	5,161,279.80	12,287,812.32	10,863,668.48	16,665,853.55	44,988,713.83	0.00	26,812,952.08	3,038,308.04	1,257,025.65
FinEx (if Applicable)		0.00	0.00	0.00	0.00	0.00	0.00	0.00	0.00	0.00	0.00	0.00	0.00	0.00	0.00	0.00	0.00	0.00	0.00	0.00	0.00	0.00	0.00
CO		0.00	0.00	0.00	0.00	0.00	0.00	0.00	0.00	0.00	0.00	0.00	0.00	0.00	0.00	0.00	0.00	0.00	0.00	0.00	0.00	0.00	0.00
Sub-Total, I. Agency Specific Budget		188,510,000.00	26,000,000.00	214,510,000.00	188,510,000.00	26,000,000.00	0.00	0.00	214,510,000.00	48,342,040.82	57,288,294.48	45,430,765.83	37,958,898.85	187,020,969.78	31,502,982.39	56,366,591.85	43,695,631.02	48,751,874.35	181,317,078.81	0.00	27,489,000.22	4,437,737.04	1,286,183.13
PS		101,159,000.00	7,309,000.00	108,468,000.00	101,159,000.00	7,309,000.00	0.00	0.00	108,468,000.00	22,502,673.38	35,704,872.78	27,035,218.51	23,135,235.33	108,468,000.00	21,842,899.60	31,854,975.56	27,379,071.57	27,107,794.81	108,084,741.34	0.00	0.00	374,101.48	9,157.18
MOOE		87,351,000.00	18,691,000.00	106,042,000.00	87,351,000.00	18,691,000.00	0.00	0.00	106,042,000.00	23,749,367.44	21,584,421.70	18,395,547.12	14,823,663.52	78,552,969.78	9,560,082.79	24,711,616.29	16,316,559.45	22,644,079.74	73,232,338.27	0.00	27,489,000.22	4,063,635.56	1,257,025.95
FinEx (if Applicable)		0.00	0.00	0.00	0.00	0.00	0.00	0.00	0.00	0.00	0.00	0.00	0.00	0.00	0.00	0.00	0.00	0.00	0.00	0.00	0.00	0.00	0.00
CO		0.00	0.00	0.00	0.00	0.00	0.00	0.00	0.00	0.00	0.00	0.00	0.00	0.00	0.00	0.00	0.00	0.00	0.00	0.00	0.00	0.00	0.00
II. Automatic Appropriations		8,821,000.00	568,331.00	9,389,331.00	9,389,331.00	0.00	0.00	0.00	9,389,331.00	2,281,895.21	1,569,534.53	3,040,859.19	2,487,242.07	9,389,331.00	2,281,895.21	1,569,534.53	3,040,859.19	1,780,539.05	8,872,827.88	0.00	0.00	716,703.02	0.00
Specific Budgets of National Government Agencies		8,821,000.00	568,331.00	9,389,331.00	9,389,331.00	0.00	0.00	0.00	9,389,331.00	2,281,895.21	1,569,534.53	3,040,859.19	2,487,242.07	9,389,331.00	2,281,895.21	1,569,534.53	3,040,859.19	1,780,539.05	8,872,827.88	0.00	0.00	716,703.02	0.00
Retirement and Life Insurance Premiums		8,821,000.00	568,331.00	9,389,331.00	9,389,331.00	0.00	0.00	0.00	9,389,331.00	2,281,895.21	1,569,534.53	3,040,859.19	2,487,242.07	9,389,331.00	2,281,895.21	1,569,534.53	3,040,859.19	1,780,539.05	8,872,827.88	0.00	0.00	716,703.02	0.00
PS		8,821,000.00	568,331.00	9,389,331.00	9,389,331.00	0.00	0.00	0.00	9,389,331.00	2,281,895.21	1,569,534.53	3,040,859.19	2,487,242.07	9,389,331.00	2,281,895.21	1,569,534.53	3,040,859.19	1,780,539.05	8,872,827.88	0.00	0.00	716,703.02	0.00
Sub-total II. Automatic Appropriations		8,821,000.00	568,331.00	9,389,331.00	9,389,331.00	0.00	0.00	0.00	9,389,331.00	2,281,895.21	1,569,534.53	3,040,859.19	2,487,242.07	9,389,331.00	2,281,895.21	1,569,534.53	3,040,859.19	1,780,539.05	8,872,827.88	0.00	0.00	716,703.02	0.00
PS		8,821,000.00	568,331.00	9,389,331.00	9,389,331.00	0.00	0.00	0.00	9,389,331.00	2,281,895.21	1,569,534.53	3,040,859.19	2,487,242.07	9,389,331.00	2,281,895.21	1,569,534.53	3,040,859.19	1,780,539.05	8,872,827.88	0.00	0.00	716,703.02	0.00
MOOE		0.00	0.00	0.00	0.00	0.00	0.00	0.00	0.00	0.00	0.00	0.00	0.00	0.00	0.00	0.00	0.00	0.00	0.00	0.00	0.00	0.00	0.00
FinEx		0.00	0.00	0.00	0.00	0.00	0.00	0.00	0.00	0.00	0.00	0.00	0.00	0.00	0.00	0.00	0.00	0.00	0.00	0.00	0.00	0.00	0.00
CO		0.00	0.00	0.00	0.00	0.00	0.00	0.00	0.00	0.00	0.00	0.00	0.00	0.00	0.00	0.00	0.00	0.00	0.00	0.00	0.00	0.00	0.00
III. Special Purpose Fund		0.00	15,891,816.00	15,891,816.00	0.00	15,891,816.00	0.00	0.00	15,891,816.00	438,837.39	504,121.65	1,236,475.15	13,488,348.08	15,867,783.27	438,837.39	504,121.65	745,816.58	10,798,282.56	12,487,058.18	0.00	24,032.73	3,050,107.80	130,617.28
Miscellaneous Personnel Benefits Fund		0.00	4,703,000.00	4,703,000.00	0.00	4,703,000.00	0.00	0.00	4,703,000.00	0.00	0.00	1,103,802.33	3,598,197.67	4,703,000.00	0.00	0.00	613,143.77	4,089,856.23	4,703,000.00	0.00	0.00	0.00	0.00
PS		0.00	4,703,000.00	4,703,000.00	0.00	4,703,000.00	0.00	0.00	4,703,000.00	0.00	0.00	1,103,802.33	3,598,197.67	4,703,000.00	0.00	0.00	613,143.77	4,089,856.23	4,703,000.00	0.00	0.00	0.00	0.00
Pension and Gratuity Fund		0.00	1,075,637.00	1,075,637.00	0.00	1,075,637.00	0.00	0.00	1,075,637.00	438,837.39	504,121.65	132,672.82	0.00	1,075,631.86	438,837.39	504,121.65	132,672.82	0.00	1,075,631.86	0.00	5.14	0.00	0.00
PS		0.00	1,075,637.00	1,075,637.00	0.00	1,075,637.00	0.00	0.00	1,075,637.00	438,837.39	504,121.65	132,672.82	0.00	1,075,631.86	438,837.39	504,121.65	132,672.82	0.00	1,075,631.86	0.00	5.14	0.00	0.00
For payment of Personnel Benefits		0.00	9,890,280.00	9,890,280.00	0.00	9,890,280.00	0.00	0.00	9,890,280.00	0.00	0.00	0.00	9,866,252.46	9,866,252.46	0.00	0.00	6,485,527.38	6,485,527.38	0.00	24,027.54	3,050,107.80	130,617.28	
PS		0.00	9,890,280.00	9,890,280.00	0.00	9,890,280.00	0.00	0.00	9,890,280.00	0.00	0.00	0.00	9,866,252.46	9,866,252.46	0.00	0.00	6,485,527.38	6,485,527.38	0.00	24,027.54	3,050,107.80	130,617.28	
Pension and Gratuity Fund		0.00	222,898.00	222,898.00	0.00	222,898.00	0.00	0.00	222,898.00	0.00	0.00	0.00	222,898.95	222,898.95	0.00	0.00	222,898.95	222,898.95	0.00	0.05	0.00	0.00	
PS		0.00	222,898.00	222,898.00	0.00	222,898.00	0.00	0.00	222,898.00	0.00	0.00	0.00	222,898.95	222,898.95	0.00	0.00	222,898.95	222,898.95	0.00	0.05	0.00	0.00	
Sub-Total III. Special Purpose Fund		0.00	15,891,816.00	15,891,816.00	0.00	15,891,816.00	0.00	0.00	15,891,816.00	438,837.39	504,121.65	1,236,475.15	13,488,348.08	15,867,783.27	438,837.39	504,121.65	745,816.58	10,798,282.56	12,487,058.18	0.00	24,032.73	3,050,107.80	130,617.28
PS		0.00	15,891,816.00	15,891,816.00	0.00	15,891,816.00	0.00	0.00	15,891,816.00	438,837.39	504,121.65	1,236,475.15	13,488,348.08	15,867,783.27	438,837.39	504,121.65	745,816.58	10,798,282.56	12,487,058.18	0.00	24,032.73	3,050,107.80	130,617.28
MOOE		0.00	0.00	0.00	0.00	0.00	0.00	0.00	0.00	0.00	0.00	0.00	0.00	0.00	0.00	0.00	0.00	0.00	0.00	0.00	0.00	0.00	0.00
FinEx		0.00	0.00	0.00	0.00	0.00	0.00	0.00	0.00	0.00	0.00	0.00	0.00	0.00	0.00	0.00	0.00	0.00	0.00	0.00	0.00	0.00	0.00
CO		0.00	0.00	0.00	0.00	0.00	0.00	0.00	0.00	0.00	0.00	0.00	0.00	0.00	0.00	0.00	0.00	0.00	0.00	0.00	0.00	0.00	0.00

Department : Department of Agriculture (DA)
 Agency/Entity : Fertilizer and Pesticide Authority
 Operating Unit : < not applicable >
 Organization Code (UACS) : 05 005 0000000
 Fund Cluster : 01 - Regular Agency Fund

(e.g. UACS Fund Cluster: 01-Regular Agency Fund, 02-Foreign Assisted Projects Fund, 03-Special Account-Locally Funded/Domestic Grants Fund, and 04-Special Account-Foreign Assisted/Foreign Grants Fund)

X	Current Year Appropriations
	Supplemental Appropriations
	Continuing Appropriations

Particulars	UACS CODE	Appropriations			Allotments			Current Year Obligations							Current Year Disbursements					Balances				
		Authorized Appropriations	Adjustments (Transfer To/From, Modifications/)	Adjusted Appropriations	Allotments Received	Adjustments (Reductions, Modifications/ Augmentations)	Transfer To	Transfer From	Adjusted Allotments	1st Quarter Ending March 31	2nd Quarter Ending June 30	3rd Quarter Ending September 30	4th Quarter Ending December 31	Total	1st Quarter Ending March 31	2nd Quarter Ending June 30	3rd Quarter Ending September 30	4th Quarter Ending December 31	Total	Unreleased Appropriations	Unobligated Allotments	Unpaid Obligations (15-20)=(23+24)		
																						Due and Demandable	Not Yet Due and	
1	2	3	4	5=(3+4)	6	7	8	9	10=(6+7)-8+9	11	12	13	14	15=(11+12+13+14)	16	17	18	19	20=(16+17+18+19)	21	22	23	24	
iv. Reversion of the Unobligated Allotments charged against R.A. Nos. 11485 and 11494		0.00	0.00	0.00	0.00	0.00	0.00	0.00	0.00	0.00	0.00	0.00	0.00	0.00	0.00	0.00	0.00	0.00	0.00	0.00	0.00	0.00	0.00	0.00
GRAND TOTAL		197,331,000.00	42,260,147.00	239,591,147.00	197,899,331.00	41,691,816.00	0.00	0.00	238,591,147.00	49,062,773.42	59,362,950.66	49,707,899.97	53,944,490.00	212,078,114.05	34,223,714.99	58,440,248.03	47,482,106.80	62,330,695.96	202,476,765.78	0.00	27,513,032.95	8,204,547.88	1,396,800.41	
PS		109,980,000.00	23,569,147.00	133,549,147.00	110,548,331.00	23,000,816.00	0.00	0.00	133,549,147.00	25,313,405.98	37,778,528.96	31,312,352.85	39,120,826.48	133,525,114.27	24,683,632.20	33,726,631.74	31,165,547.35	39,696,616.22	129,244,427.51	0.00	24,032.73	4,140,912.30	139,774.46	
MOOE		87,351,000.00	18,691,000.00	106,042,000.00	87,351,000.00	18,691,000.00	0.00	0.00	106,042,000.00	23,749,367.44	21,584,421.70	18,395,547.12	14,823,663.52	78,552,999.78	9,560,082.79	24,711,616.29	16,316,559.45	22,644,079.74	73,232,338.27	0.00	27,489,000.22	4,063,635.56	1,257,025.95	
Recapitulation by OO:																								
FERTILIZER AND PESTICIDE REGULATORY PROGRAM		119,113,000.00	26,000,000.00	145,113,000.00	119,113,000.00	26,000,000.00	0.00	0.00	145,113,000.00	27,337,113.80	34,757,056.48	28,089,708.57	28,316,168.07	118,500,047.92	18,867,199.31	33,721,488.16	26,915,988.37	34,546,226.91	114,050,902.75	0.00	26,612,952.08	3,186,170.00	1,262,875.17	

Certified Correct:
 RONA YN R. MAYUGA
 Chief, Budget Section
 Date: January 29, 2025 06:52 PM

Certified Correct:
 SHIENA L. D. ATIENZA
 Chief, Accounting Section
 Date: January 29, 2025 06:52 PM

Recommended Approval By:
 GINA C. TOMMBANG
 Chief, FAD
 Date: January 29, 2025 06:53 PM

Approved By:
 GLENN D. ESTRADA
 OIC, Executive Director III
 Date: January 29, 2025 06:54 PM

STATEMENT OF APPROPRIATIONS, ALLOTMENTS, OBLIGATIONS, DISBURSEMENTS AND BALANCES
As at the Quarter Ending December 31, 2024

Department : Department of Agriculture (DA)
 Agency/Entity : Fertilizer and Pesticide Authority
 Operating Unit : < not applicable >
 Organization Code (UACS) : 05 005 0000000
 Fund Cluster : 01 - Regular Agency Fund

Current Year Appropriations
 Supplemental Appropriations
 X Continuing Appropriations

(e.g. UACS Fund Cluster: 01-Regular Agency Fund, 02-Foreign Assisted Projects Fund, 03-Special Account-Locally Funded/Domestic Grants Fund, and 04-Special Account-Foreign Assisted/Foreign Grants Fund)

Particulars	UACS CODE	Appropriations			Allotments						Current Year Obligations				Current Year Disbursements				Balances						
		Authorized Appropriations	Adjustments (Transfer To/From)	Adjusted Appropriations	SARO	Unobligated	Adjustment (Reduction %)	Transfer To	Transfer From	Adjusted Allotments	1st Quarter Ending March 31	2nd Quarter Ending June 30	3rd Quarter Ending September 30	4th Quarter Ending December 31	Total	1st Quarter Ending March 31	2nd Quarter Ending June 30	3rd Quarter Ending September 30	4th Quarter Ending December 31	Total	Unreleased Appropriation	Unobligated Allotments	Due and Demandable	Unpaid Obligations (18-21)=(24+25) Not Yet Due and	
1	2	3	4	5=(3+4)	6	7	8	9	10	11=(8+7)+(9)+10	12	13	14	15	16=(12+13+14+15)	17	18	19	20	21=(17+18+19+20)	22=(5-11)	23=(11-16)	24	25	
Unobligated Allotment		0.00	0.00	0.00	0.00	3,038,646.71	0.00	0.00	0.00	3,038,646.71	0.00	0.00	0.00	3,016,865.11	3,016,865.11	0.00	0.00	0.00	2,919,333.99	2,919,333.99	0.00	21,781.80	42,531.12	55,000.00	
I. Agency Specific Budget		0.00	0.00	0.00	0.00	3,038,646.71	0.00	0.00	0.00	3,038,646.71	0.00	0.00	0.00	3,016,865.11	3,016,865.11	0.00	0.00	0.00	2,919,333.99	2,919,333.99	0.00	21,781.80	42,531.12	55,000.00	
General Administration and Support	1000000	0.00	0.00	0.00	0.00	2,378,038.49	0.00	0.00	0.00	2,378,038.49	0.00	0.00	0.00	2,373,556.77	2,373,556.77	0.00	0.00	0.00	2,331,025.65	2,331,025.65	0.00	4,481.72	42,531.12	0.00	
General Management and Supervision	1000001	0.00	0.00	0.00	0.00	2,378,038.49	0.00	0.00	0.00	2,378,038.49	0.00	0.00	0.00	2,373,556.77	2,373,556.77	0.00	0.00	0.00	2,331,025.65	2,331,025.65	0.00	4,481.72	42,531.12	0.00	
MOOE	1000000	0.00	0.00	0.00	0.00	2,378,038.49	0.00	0.00	0.00	2,378,038.49	0.00	0.00	0.00	2,373,556.77	2,373,556.77	0.00	0.00	0.00	2,331,025.65	2,331,025.65	0.00	4,481.72	42,531.12	0.00	
Sub-Total, General Administration and Support		0.00	0.00	0.00	0.00	2,378,038.49	0.00	0.00	0.00	2,378,038.49	0.00	0.00	0.00	2,373,556.77	2,373,556.77	0.00	0.00	0.00	2,331,025.65	2,331,025.65	0.00	4,481.72	42,531.12	0.00	
PS		0.00	0.00	0.00	0.00	0.00	0.00	0.00	0.00	0.00	0.00	0.00	0.00	0.00	0.00	0.00	0.00	0.00	0.00	0.00	0.00	0.00	0.00	0.00	0.00
MOOE		0.00	0.00	0.00	0.00	2,378,038.49	0.00	0.00	0.00	2,378,038.49	0.00	0.00	0.00	2,373,556.77	2,373,556.77	0.00	0.00	0.00	2,331,025.65	2,331,025.65	0.00	4,481.72	42,531.12	0.00	
FinEx (if Applicable)		0.00	0.00	0.00	0.00	0.00	0.00	0.00	0.00	0.00	0.00	0.00	0.00	0.00	0.00	0.00	0.00	0.00	0.00	0.00	0.00	0.00	0.00	0.00	0.00
CO		0.00	0.00	0.00	0.00	0.00	0.00	0.00	0.00	0.00	0.00	0.00	0.00	0.00	0.00	0.00	0.00	0.00	0.00	0.00	0.00	0.00	0.00	0.00	0.00
Operations	3000000	0.00	0.00	0.00	0.00	680,608.22	0.00	0.00	0.00	680,608.22	0.00	0.00	0.00	643,308.34	643,308.34	0.00	0.00	0.00	588,308.34	588,308.34	0.00	17,299.88	0.00	55,000.00	
Quality Control and Inspection	3101001	0.00	0.00	0.00	0.00	381,853.50	0.00	0.00	0.00	381,853.50	0.00	0.00	0.00	364,933.50	364,933.50	0.00	0.00	0.00	309,933.50	309,933.50	0.00	16,920.00	0.00	55,000.00	
MOOE	3101001	0.00	0.00	0.00	0.00	310,032.10	0.00	0.00	0.00	310,032.10	0.00	0.00	0.00	309,933.50	309,933.50	0.00	0.00	0.00	309,933.50	309,933.50	0.00	89.60	0.00	0.00	
CO		0.00	0.00	0.00	0.00	71,821.40	0.00	0.00	0.00	71,821.40	0.00	0.00	0.00	55,000.00	55,000.00	0.00	0.00	0.00	0.00	0.00	0.00	16,821.40	0.00	55,000.00	
Registration and Licensing	3101001	0.00	0.00	0.00	0.00	278,754.72	0.00	0.00	0.00	278,754.72	0.00	0.00	0.00	278,374.84	278,374.84	0.00	0.00	0.00	278,374.84	278,374.84	0.00	379.88	0.00	0.00	
MOOE	3101001	0.00	0.00	0.00	0.00	278,754.72	0.00	0.00	0.00	278,754.72	0.00	0.00	0.00	278,374.84	278,374.84	0.00	0.00	0.00	278,374.84	278,374.84	0.00	379.88	0.00	0.00	
Sub-Total, Operations		0.00	0.00	0.00	0.00	680,608.22	0.00	0.00	0.00	680,608.22	0.00	0.00	0.00	643,308.34	643,308.34	0.00	0.00	0.00	588,308.34	588,308.34	0.00	17,299.88	0.00	55,000.00	
PS		0.00	0.00	0.00	0.00	0.00	0.00	0.00	0.00	0.00	0.00	0.00	0.00	0.00	0.00	0.00	0.00	0.00	0.00	0.00	0.00	0.00	0.00	0.00	0.00
MOOE		0.00	0.00	0.00	0.00	588,786.82	0.00	0.00	0.00	588,786.82	0.00	0.00	0.00	588,308.34	588,308.34	0.00	0.00	0.00	588,308.34	588,308.34	0.00	478.48	0.00	0.00	
FinEx (if Applicable)		0.00	0.00	0.00	0.00	0.00	0.00	0.00	0.00	0.00	0.00	0.00	0.00	0.00	0.00	0.00	0.00	0.00	0.00	0.00	0.00	0.00	0.00	0.00	0.00
CO		0.00	0.00	0.00	0.00	71,821.40	0.00	0.00	0.00	71,821.40	0.00	0.00	0.00	55,000.00	55,000.00	0.00	0.00	0.00	0.00	0.00	0.00	16,821.40	0.00	55,000.00	
Sub-Total, I. Agency Specific Budget		0.00	0.00	0.00	0.00	3,038,646.71	0.00	0.00	0.00	3,038,646.71	0.00	0.00	0.00	3,016,865.11	3,016,865.11	0.00	0.00	0.00	2,919,333.99	2,919,333.99	0.00	21,781.80	42,531.12	55,000.00	
PS		0.00	0.00	0.00	0.00	0.00	0.00	0.00	0.00	0.00	0.00	0.00	0.00	0.00	0.00	0.00	0.00	0.00	0.00	0.00	0.00	0.00	0.00	0.00	0.00
MOOE		0.00	0.00	0.00	0.00	2,966,825.31	0.00	0.00	0.00	2,966,825.31	0.00	0.00	0.00	2,961,865.11	2,961,865.11	0.00	0.00	0.00	2,919,333.99	2,919,333.99	0.00	4,980.20	42,531.12	0.00	
FinEx (if Applicable)		0.00	0.00	0.00	0.00	0.00	0.00	0.00	0.00	0.00	0.00	0.00	0.00	0.00	0.00	0.00	0.00	0.00	0.00	0.00	0.00	0.00	0.00	0.00	0.00
CO		0.00	0.00	0.00	0.00	71,821.40	0.00	0.00	0.00	71,821.40	0.00	0.00	0.00	55,000.00	55,000.00	0.00	0.00	0.00	0.00	0.00	0.00	16,821.40	0.00	55,000.00	

Department : Department of Agriculture (DA)
 Agency/Entity : Fertilizer and Pesticide Authority
 Operating Unit : < not applicable >
 Organization Code : 05 005 0000000
 IIA/CS1 :
 Fund Cluster : 01 - Regular Agency Fund

	Current Year Appropriations
	Supplemental Appropriations
X	Continuing Appropriations

(e.g. UACS Fund Cluster: 01-Regular Agency Fund, 02-Foreign Assisted Projects Fund, 03-Special Account-Locally Funded/Domestic Grants Fund, and 04-Special Account-Foreign Assisted/Foreign Grants Fund)

Particulars	UACS CODE	Appropriations			Allotments				Current Year Obligations					Current Year Disbursements				Balances								
		Authorized Appropriations	Adjustments (Transfer To/From)	Adjusted Appropriations	Allotments		Adjustments (Reductions)	Transfer To	Transfer From	Adjusted Allotments	1st Quarter Ending March 31	2nd Quarter Ending June 30	3rd Quarter Ending September 30	4th Quarter Ending December 31	Total	1st Quarter Ending March 31	2nd Quarter Ending June 30	3rd Quarter Ending September 30	4th Quarter Ending December 31	Total	Unused Funds		Unpaid Obligations (16-21)=(24+25)			
					SARO	Unobligated															Unreleased Appropriation	Unobligated Allotments	Due and Demandable	Not Yet Due and		
1	2	3	4	5=(3+4)	6	7	8	9	10	11=(8+7)+(9)+9+10	12	13	14	15	16=(12+13+14+15)	17	18	19	20	21=(17+18+19+20)	22=(5-11)	23=(11-16)	24	25		
GRAND TOTAL		0.00	0.00	0.00	0.00	3,038,646.71	0.00	0.00	0.00	3,038,646.71	0.00	0.00	0.00	3,016,865.11	3,016,865.11	0.00	0.00	0.00	2,919,333.99	2,919,333.99	0.00	21,781.60	42,531.12	55,000.00		
PS		0.00	0.00	0.00	0.00	0.00	0.00	0.00	0.00	0.00	0.00	0.00	0.00	0.00	0.00	0.00	0.00	0.00	0.00	0.00	0.00	0.00	0.00	0.00		
MOOE		0.00	0.00	0.00	0.00	2,996,825.31	0.00	0.00	0.00	2,996,825.31	0.00	0.00	0.00	2,961,865.11	2,961,865.11	0.00	0.00	0.00	2,919,333.99	2,919,333.99	0.00	4,980.20	42,531.12	0.00		
FinEx (if Applicable)		0.00	0.00	0.00	0.00	0.00	0.00	0.00	0.00	0.00	0.00	0.00	0.00	0.00	0.00	0.00	0.00	0.00	0.00	0.00	0.00	0.00	0.00	0.00		
CO		0.00	0.00	0.00	0.00	71,821.40	0.00	0.00	0.00	71,821.40	0.00	0.00	0.00	55,000.00	55,000.00	0.00	0.00	0.00	0.00	0.00	0.00	16,821.40	0.00	55,000.00		
Recapitulation by OO:																										
Unobligated Allotment		0.00	0.00	0.00	0.00	660,608.22	0.00	0.00	0.00	660,608.22	0.00	0.00	0.00	643,308.34	643,308.34	0.00	0.00	0.00	588,308.34	588,308.34	0.00	17,299.88	0.00	55,000.00		
FERTILIZER AND PESTICIDE REGULATORY PROGRAM		0.00	0.00	0.00	0.00	660,608.22	0.00	0.00	0.00	660,608.22	0.00	0.00	0.00	643,308.34	643,308.34	0.00	0.00	0.00	588,308.34	588,308.34	0.00	17,299.88	0.00	55,000.00		

Certified Correct:
 RONALD R. MAYUGA
 Chief, Budget Section
 Date: January 29, 2025 06:52 PM

Certified Correct:
 SHIENALYN D. ATIENZA
 Chief, Accounting Section
 Date: January 29, 2025 06:52 PM

Recommending Approval By:
 GINA C. TOMMBANG
 Chief, FAD
 Date: January 29, 2025 06:53 PM

Approved By:
 GLENN DC. ESTRADA
 OIC, Executive Director III
 Date: January 29, 2025 06:54 PM

SUMMARY OF APPROPRIATIONS, ALLOTMENTS, OBLIGATIONS, DISBURSEMENTS AND BALANCES BY OBJECT OF EXPENDITURES

As at the Quarter Ending December 31, 2024

Department : Department of Agriculture (DA)
 Agency/Entity : Fertilizer and Pesticide Authority
 Operating Unit : < not applicable >
 Organization Code (UACS) : 05 005 0000000
 Fund Cluster : 01 - Regular Agency Fund

X Current Year Appropriations
 Supplemental Appropriations
 Continuing Appropriations

(e.g. UACS Fund Cluster: 01-Regular Agency Fund, 02-Foreign Assisted Projects Fund, 03-Special Account-Locally Funded/Domestic Grants Fund, and 04-Special Account-Foreign Assisted/Foreign Grants Fund)


Particulars	UACS CODE	Appropriations					Allotments					Obligations					Disbursements				Balances			
		Authorized Appropriations	Adjustments (Transfer To/From, Modifications)	Adjusted Appropriations	Allotments Received	Adjustments (Reductions, Modifications, Augmentations)	Transfer To	Transfer From	Adjusted Allotments	1st Quarter Ending March 31	2nd Quarter Ending June 30	3rd Quarter Ending September 30	4th Quarter Ending December 31	Total	1st Quarter Ending March 31	2nd Quarter Ending June 30	3rd Quarter Ending September 30	4th Quarter Ending December 31	Total	Unreleased Appropriations	Unobligated Allotments	Unpaid Obligations (15-20)=(23+24)	Due and Demandable	Not Yet Due
1	2	3	4	5=(3+4)	6	7	8	9	10=(8+9-7)	11	12	13	14	15=(11+12+13+14)	16	17	18	19	20=(16+17+18+19)	21=(5-10)	22=(10-15)	23	24	
SUMMARY		197,331,000.00	42,268,147.00	239,599,147.00	197,290,331.00	41,891,816.00	0.00	0.00	239,591,147.00	48,962,773.42	59,382,596.00	50,091,528.97	53,650,881.00	212,878,114.00	34,223,714.99	58,440,248.03	47,482,106.80	62,330,895.06	282,476,765.78	0.00	27,513,822.95	8,204,547.86	1,398,880.41	
A. AGENCY SPECIFIC BUDGET		183,510,000.00	28,080,000.00	211,590,000.00	189,510,000.00	28,000,000.00	0.00	0.00	214,510,000.00	46,342,646.82	57,289,294.48	45,724,394.63	37,665,289.83	187,820,998.78	31,502,882.39	58,368,591.55	43,695,631.02	49,751,874.35	181,217,878.81	0.00	27,489,088.22	4,437,737.04	1,266,183.13	
Personnel Services		181,158,000.00	7,399,000.00	188,468,000.00	181,159,000.00	7,399,000.00	0.00	0.00	188,468,000.00	22,582,673.38	35,704,872.78	27,328,847.51	22,841,686.33	188,688,000.00	21,842,898.60	31,654,975.58	27,378,071.57	27,187,784.81	188,684,741.34	0.00	0.00	374,181.48	9,157.18	
Salaries and Wages		73,507,000.00	903,665.23	74,410,665.23	73,507,000.00	903,665.23	0.00	0.00	74,410,665.23	18,412,685.34	28,135,085.03	21,747,146.99	7,516,823.05	74,410,666.41	18,371,631.56	22,077,299.82	22,328,168.23	11,494,531.02	74,271,621.83	0.00	4.82	130,868.96	8,131.82	
Salaries and Wages - Regular	501010100	73,507,000.00	903,665.23	74,410,665.23	73,507,000.00	903,665.23	0.00	0.00	74,410,665.23	19,012,408.34	28,135,085.03	21,747,146.99	7,516,823.05	74,410,660.41	18,371,631.56	22,077,299.82	22,328,168.23	11,494,531.02	74,271,621.83	0.00	4.82	130,868.96	8,131.82	
Basic Salary - Civilian	501010100	73,507,000.00	903,665.23	74,410,665.23	73,507,000.00	903,665.23	0.00	0.00	74,410,665.23	19,012,408.34	28,135,085.03	21,747,146.99	7,516,823.05	74,410,660.41	18,371,631.56	22,077,299.82	22,328,168.23	11,494,531.02	74,271,621.83	0.00	4.82	130,868.96	8,131.82	
Other Compensation		21,000,000.00	3,331,875.68	24,400,875.68	21,000,000.00	3,331,875.68	0.00	0.00	24,400,875.68	906,586.91	9,110,224.88	2,683,883.69	11,610,478.20	24,400,875.38	992,598.81	8,113,133.87	2,153,632.21	12,191,436.77	24,390,782.85	0.00	0.00	40,181.82	0.00	
Personal Economic Relief Allowance (PERA)	501020100	3,312,000.00	(182,181.82)	3,129,818.18	3,312,000.00	(182,181.82)	0.00	0.00	3,129,818.18	847,090.91	1,159,727.27	872,090.91	250,909.09	3,129,818.18	843,090.91	1,162,636.36	872,090.91	251,818.18	3,129,636.36	0.00	0.00	181.82	0.00	
PERA - Civilian	501020200	3,312,000.00	(182,181.82)	3,129,818.18	3,312,000.00	(182,181.82)	0.00	0.00	3,129,818.18	847,090.91	1,159,727.27	872,090.91	250,909.09	3,129,818.18	843,090.91	1,162,636.36	872,090.91	251,818.18	3,129,636.36	0.00	0.00	181.82	0.00	
Representation Allowance (RA)	501020300	384,000.00	0.00	384,000.00	384,000.00	0.00	0.00	384,000.00	0.00	0.00	0.00	0.00	384,000.00	0.00	0.00	0.00	0.00	384,000.00	0.00	0.00	0.00	0.00	0.00	
Transportation Allowance (TA)	501020400	282,000.00	10,750.00	292,750.00	282,000.00	10,750.00	0.00	0.00	292,750.00	48,750.00	100,750.00	252,000.00	156,625.00	63,000.00	571,375.00	100,750.00	252,000.00	166,625.00	63,000.00	571,375.00	0.00	0.00	0.00	0.00
Transportation Allowance (TA)	501020500	282,000.00	10,750.00	292,750.00	282,000.00	10,750.00	0.00	0.00	292,750.00	48,750.00	100,750.00	252,000.00	156,625.00	63,000.00	571,375.00	100,750.00	252,000.00	166,625.00	63,000.00	571,375.00	0.00	0.00	0.00	0.00
Clothing/Uniform Allowance	501020600	828,000.00	180,000.00	1,008,000.00	828,000.00	180,000.00	0.00	0.00	1,008,000.00	0.00	973,000.00	0.00	35,000.00	1,008,000.00	0.00	973,000.00	0.00	35,000.00	1,008,000.00	0.00	0.00	0.00	0.00	0.00
Clothing/Uniform Allowance - Civilian	501020700	828,000.00	180,000.00	1,008,000.00	828,000.00	180,000.00	0.00	0.00	1,008,000.00	0.00	973,000.00	0.00	35,000.00	1,008,000.00	0.00	973,000.00	0.00	35,000.00	1,008,000.00	0.00	0.00	0.00	0.00	0.00
Subsistence Allowance (SA)	501020800	616,000.00	(227,975.00)	388,025.00	616,000.00	(227,975.00)	0.00	0.00	388,025.00	0.00	114,525.00	116,400.00	56,100.00	287,025.00	0.00	114,525.00	108,516.36	63,993.64	287,025.00	0.00	0.00	0.00	0.00	
Subsistence Allowance - Magna Carta benefits for Science and Technology under R.A. 8439	501020900	616,000.00	(227,975.00)	388,025.00	616,000.00	(227,975.00)	0.00	0.00	388,025.00	0.00	114,525.00	116,400.00	56,100.00	287,025.00	0.00	114,525.00	108,516.36	63,993.64	287,025.00	0.00	0.00	0.00	0.00	
Laundry Allowance (LA)	501021000	78,000.00	(34,511.41)	43,488.59	78,000.00	(34,511.41)	0.00	0.00	43,488.59	0.00	17,352.26	17,638.34	8,499.99	43,488.59	0.00	17,352.26	13,159.08	12,977.25	43,488.59	0.00	0.00	0.00	0.00	
Laundry Allowance - Magna Carta benefits for Science and Technology under R.A. 8439	501021100	78,000.00	(34,511.41)	43,488.59	78,000.00	(34,511.41)	0.00	0.00	43,488.59	0.00	17,352.26	17,638.34	8,499.99	43,488.59	0.00	17,352.26	13,159.08	12,977.25	43,488.59	0.00	0.00	0.00	0.00	
Hazard Pay (HP)	501021200	2,038,000.00	(823,599.74)	1,214,400.26	2,038,000.00	(823,599.74)	0.00	0.00	1,214,400.26	0.00	0.00	990,747.14	223,653.12	1,214,400.26	0.00	0.00	776,235.14	438,165.12	1,214,400.26	0.00	0.00	0.00	0.00	
HP - Magna Carta benefits for Science and Technology under R.A. 8439	501021300	2,038,000.00	(823,599.74)	1,214,400.26	2,038,000.00	(823,599.74)	0.00	0.00	1,214,400.26	0.00	0.00	990,747.14	223,653.12	1,214,400.26	0.00	0.00	776,235.14	438,165.12	1,214,400.26	0.00	0.00	0.00	0.00	
Longevity Pay (LP)	501021400	0.00	238,900.05	238,900.05	0.00	238,900.05	0.00	0.00	238,900.05	0.00	53,146.35	147,555.30	38,198.40	238,900.05	0.00	53,146.35	138,005.72	47,747.98	238,900.05	0.00	0.00	0.00	0.00	
Longevity Pay - Civilian	501021500	0.00	238,900.05	238,900.05	0.00	238,900.05	0.00	0.00	238,900.05	0.00	53,146.35	147,555.30	38,198.40	238,900.05	0.00	53,146.35	138,005.72	47,747.98	238,900.05	0.00	0.00	0.00	0.00	
Year End Bonus	501021600	6,126,000.00	(442,035.70)	5,683,964.30	6,126,000.00	(442,035.70)	0.00	0.00	5,683,964.30	0.00	0.00	0.00	5,683,964.30	0.00	0.00	0.00	5,683,964.30	5,683,964.30	0.00	0.00	0.00	0.00	0.00	
Bonus - Civilian	501021700	6,126,000.00	(442,035.70)	5,683,964.30	6,126,000.00	(442,035.70)	0.00	0.00	5,683,964.30	0.00	0.00	0.00	5,683,964.30	0.00	0.00	0.00	5,683,964.30	5,683,964.30	0.00	0.00	0.00	0.00	0.00	
Cash Gift	501021800	690,000.00	(83,000.00)	607,000.00	690,000.00	(83,000.00)	0.00	0.00	607,000.00	0.00	0.00	0.00	607,000.00	0.00	0.00	0.00	607,000.00	607,000.00	0.00	0.00	0.00	0.00	0.00	
Cash Gift - Civilian	501021900	690,000.00	(83,000.00)	607,000.00	690,000.00	(83,000.00)	0.00	0.00	607,000.00	0.00	0.00	0.00	607,000.00	0.00	0.00	0.00	607,000.00	607,000.00	0.00	0.00	0.00	0.00	0.00	
Mid-Year Bonus - Civilian	501022000	6,126,000.00	578,103.00	6,704,103.00	6,126,000.00	578,103.00	0.00	0.00	6,704,103.00	0.00	6,410,474.00	293,629.00	0.00	6,704,103.00	0.00	6,410,474.00	0.00	293,629.00	6,704,103.00	0.00	0.00	0.00	0.00	
Mid-Year Bonus - Civilian	501022100	6,126,000.00	578,103.00	6,704,103.00	6,126,000.00	578,103.00	0.00	0.00	6,704,103.00	0.00	6,410,474.00	293,629.00	0.00	6,704,103.00	0.00	6,410,474.00	0.00	293,629.00	6,704,103.00	0.00	0.00	0.00	0.00	
Other Bonuses and Allowances	501022200	690,000.00	3,330,151.30	4,020,151.30	690,000.00	3,330,151.30	0.00	0.00	4,020,151.30	0.00	0.00	0.00	4,020,151.30	0.00	0.00	0.00	4,020,151.30	4,020,151.30	0.00	0.00	40,000.00	0.00	0.00	
Collective Negotiation Agreement Incentive - Civilian	501022300	0.00	4,395,000.00	4,395,000.00	0.00	4,395,000.00	0.00	0.00	4,395,000.00	0.00	0.00	0.00	4,395,000.00	0.00	0.00	0.00	4,395,000.00	4,395,000.00	0.00	0.00	40,000.00	0.00	0.00	
Productivity Enhancement Incentive - Civilian	501022400	690,000.00	(464,848.70)	225,151.30	690,000.00	(464,848.70)	0.00	0.00	225,151.30	0.00	0.00	0.00	225,151.30	0.00	0.00	0.00	225,151.30	225,151.30	0.00	0.00	0.00	0.00	0.00	
Personal Benefit Contributions	501030200	1,959,000.00	218,282.88	2,177,282.88	1,959,000.00	218,282.88	0.00	0.00	2,177,282.88	580,574.46	430,590.37	594,896.29	582,121.76	2,177,282.88	580,574.46	430,590.37	594,896.29	582,121.76	2,177,282.88	0.00	8.06	8.00	8.00	
Pay-IBG Contributions	501030300	165,000.00	124,500.00	289,500.00	165,000.00	124,500.00	0.00	0.00																


Department : Department of Agriculture (DA)
 Agency/Entity : Fertilizer and Pesticide Authority
 Operating Unit : < not applicable >
 Organization Code (UACS) : 05 005 000000
 Fund Cluster : 01 - Regular Agency Fund
 (e.g. UACS Fund Cluster: 01-Regular Agency Fund, 02-Foreign Assisted Projects Fund, 03-Special Account-Locally Funded/Domestic Grants Fund, and 04-Special Account-Foreign Assisted/Foreign Grants Fund)


X Current Year Appropriations
 Supplemental Appropriations
 Continuing Appropriations


Particulars	UACS CODE	Appropriations		Adjustments		Alloments		Adjusted		Obligations				Disbursements				Balances					
		Authorized Appropriations	Adjustments (Transfer To/From, Modifications/)	Adjusted Appropriations	Alloments Received	Adjustments (Reductions, Modifications/Augmentations)	Transfer To	Transfer From	Adjusted Appropriations	1st Quarter Ending March 31	2nd Quarter Ending June 30	3rd Quarter Ending September 30	4th Quarter Ending December 31	Total	1st Quarter Ending March 31	2nd Quarter Ending June 30	3rd Quarter Ending September 30	4th Quarter Ending December 31	Total	Unreleased Appropriations	Unobligated Allotments	Unpaid Obligations (15-20)+(23+24) Due and Demandable	Not Yet Due and Demandable
1	2	3	4	5=(3+4)	6	7	8	9	10=[(6)-(7)-(8)+9]	11	12	13	14	15=[11+12+13+14]	16	17	18	19	20=[16+17+18+19]	21=(5-16)	22=(10-15)	23	24
Training and Scholarship Expenses		1,813,000.00	4,984,098.19	6,797,098.19	1,813,000.00	4,984,098.19	0.00	0.00	6,797,098.19	236,820.00	622,222.51	255,878.99	5,578,677.69	6,893,780.19	213,971.20	567,865.45	297,885.85	4,923,500.73	6,003,223.23	6.00	192,908.90	698,476.96	0.00
Training Expenses	502020100	1,813,000.00	4,984,098.19	6,797,098.19	1,813,000.00	4,984,098.19	0.00	0.00	6,797,098.19	236,820.00	622,222.51	255,878.99	5,578,677.69	6,893,780.19	213,971.20	567,865.45	297,885.85	4,923,500.73	6,003,223.23	0.00	103,900.00	690,476.96	0.00
Supplies and Materials Expenses		1,813,000.00	4,984,098.19	6,797,098.19	1,813,000.00	4,984,098.19	0.00	0.00	6,797,098.19	236,820.00	622,222.51	255,878.99	5,578,677.69	6,893,780.19	213,971.20	567,865.45	297,885.85	4,923,500.73	6,003,223.23	0.00	103,900.00	690,476.96	0.00
Office Supplies Expenses	502020100	2,072,000.00	(936,470.29)	1,135,529.71	2,072,000.00	(936,470.29)	0.00	0.00	1,135,529.71	246,615.29	303,232.68	242,006.78	167,539.39	949,394.14	233,704.57	281,730.10	243,927.10	189,479.37	948,841.14	0.00	186,135.57	553.00	0.00
Accountable Forms Expenses	502020200	900,000.00	(406,424.00)	493,576.00	900,000.00	(406,424.00)	0.00	0.00	493,576.00	492,576.00	0.00	0.00	1,000.00	493,576.00	232,890.00	269,686.00	0.00	1,000.00	493,576.00	0.00	0.00	0.00	0.00
Fuel, Oil and Lubricants Expenses	502020300	5,360,000.00	(1,020,762.65)	4,339,237.35	5,360,000.00	(1,020,762.65)	0.00	0.00	4,339,237.35	5,067,284.94	(45,006.50)	24,799.98	(1,095,166.01)	3,961,912.41	656,936.37	1,066,274.48	996,499.00	961,849.99	3,680,659.84	0.00	387,324.94	271,352.57	0.00
Semi-Expendable Machinery and Equipment	502020400	32,000.00	1,165,396.76	1,197,396.76	32,000.00	1,165,396.76	0.00	0.00	1,197,396.76	182,955.60	107,733.76	316,500.00	511,107.00	1,116,396.76	88,065.60	19,273.76	260,801.68	481,005.72	846,146.76	0.00	81,000.00	2,500.00	267,750.00
Office Equipment	502020500	0.00	564,800.00	564,800.00	0.00	564,800.00	0.00	0.00	564,800.00	96,900.00	49,800.00	76,100.00	292,750.00	516,800.00	0.00	0.00	214,264.28	0.00	245,500.00	0.00	49,000.00	2,500.00	267,750.00
Information and Communications Technology Equipment	502021000	0.00	536,547.76	536,547.76	0.00	536,547.76	0.00	0.00	536,547.76	85,055.60	57,773.76	213,600.00	180,108.00	536,547.76	88,065.60	19,273.76	46,537.40	386,671.00	536,547.76	0.00	0.00	0.00	0.00
Technical and Scientific Equipment	502021100	0.00	64,049.00	64,049.00	0.00	64,049.00	0.00	0.00	64,049.00	0.00	0.00	28,800.00	38,249.00	64,049.00	0.00	0.00	0.00	0.00	64,049.00	0.00	0.00	0.00	0.00
Other Machinery and Equipment	502022100	32,000.00	0.00	32,000.00	32,000.00	0.00	0.00	0.00	32,000.00	0.00	0.00	0.00	0.00	0.00	0.00	0.00	0.00	0.00	0.00	0.00	32,000.00	0.00	0.00
Semi-Expendable Furniture, Fixtures and Books	502022200	240,000.00	264,558.21	504,558.21	240,000.00	264,558.21	0.00	0.00	504,558.21	50,333.60	132,820.00	214,000.00	132,362.00	336,915.60	41,333.60	56,245.72	105,827.85	133,508.43	336,915.60	0.00	167,642.61	0.00	0.00
Furniture and Fixtures	502022300	240,000.00	264,558.21	504,558.21	240,000.00	264,558.21	0.00	0.00	504,558.21	50,333.60	132,820.00	214,000.00	132,362.00	336,915.60	41,333.60	56,245.72	105,827.85	133,508.43	336,915.60	0.00	167,642.61	0.00	0.00
Other Supplies and Materials Expenses	502020900	459,000.00	318,630.52	777,630.52	459,000.00	318,630.52	0.00	0.00	777,630.52	79,653.43	126,296.47	87,222.12	494,456.50	777,630.52	79,653.43	126,560.47	85,532.87	450,472.59	741,219.36	0.00	0.00	36,411.16	0.00
Utility Expenses	502040100	8,586,000.00	(2,227,155.84)	6,358,844.16	8,586,000.00	(2,227,155.84)	0.00	0.00	6,358,844.16	888,278.93	1,794,288.41	1,066,541.26	549,744.36	4,288,844.96	789,876.97	1,437,473.61	1,423,167.75	226,765.04	3,877,223.27	0.00	89,808.00	421,621.60	0.00
Water Expenses	502040200	814,000.00	(303,999.39)	510,000.61	814,000.00	(303,999.39)	0.00	0.00	510,000.61	142,104.90	154,498.50	58,932.65	74,103.16	416,686.04	61,680.04	88,377.03	161,580.84	961,849.99	3,680,659.84	0.00	387,324.94	271,352.57	0.00
Electricity Expenses	502040300	5,772,000.00	(1,923,155.65)	3,848,844.35	5,772,000.00	(1,923,155.65)	0.00	0.00	3,848,844.35	748,166.03	1,639,799.91	912,076.70	490,811.71	3,788,844.35	716,773.71	1,264,032.17	1,261,596.91	138,328.01	3,379,720.80	0.00	60,000.00	408,123.55	0.00
Communication Expenses	502040400	2,818,000.00	(241,488.59)	2,576,511.41	2,818,000.00	(241,488.59)	0.00	0.00	2,576,511.41	551,488.06	814,837.93	397,251.88	680,879.45	2,534,889.32	507,521.82	648,348.47	631,752.28	868,671.76	2,464,464.73	0.00	41,708.00	76,004.59	0.00
Postage and Courier Services	502050100	522,000.00	(267,568.18)	254,431.82	522,000.00	(267,568.18)	0.00	0.00	254,431.82	50,640.00	68,313.08	54,889.24	72,599.50	236,431.82	48,313.50	61,772.71	49,904.37	65,367.44	223,358.32	18,000.00	0.00	13,073.50	0.00
Telephone Expenses	502050200	1,928,000.00	(96,980.23)	1,831,019.77	1,928,000.00	(96,980.23)	0.00	0.00	1,831,019.77	431,894.49	454,242.73	474,660.31	465,239.24	1,828,219.77	409,541.92	472,489.90	456,637.43	466,721.43	1,806,590.69	0.00	4,800.00	20,629.00	0.00
Mobile	502050200	1,480,000.00	47,591.40	1,527,591.40	1,480,000.00	47,591.40	0.00	0.00	1,527,591.40	359,400.00	385,184.72	389,244.30	399,129.03	1,522,791.40	398,400.00	388,962.38	382,926.66	0.00	4,800.00	1,522,418.07	0.00	4,800.00	373.33
Landline	502050200	448,000.00	(144,571.63)	303,428.37	448,000.00	(144,571.63)	0.00	0.00	303,428.37	72,494.49	65,463.35	89,476.59	75,994.94	303,428.37	50,141.92	83,927.52	73,910.17	76,592.40	283,172.61	0.00	0.00	20,255.76	0.00
Internet Subscription Expenses	502050300	368,000.00	123,057.73	491,057.73	368,000.00	123,057.73	0.00	0.00	491,057.73	69,405.57	102,093.33	167,802.33	142,850.71	427,157.73	51,666.40	114,085.96	125,010.18	144,685.96	18,900.00	0.00	0.00	36,702.00	0.00
Awards/Rewards and Prizes	502060100	235,000.00	47,650.00	282,650.00	235,000.00	47,650.00	0.00	0.00	282,650.00	0.00	222,650.00	0.00	68,000.00	282,650.00	0.00	177,408.04	43,041.96	62,200.00	282,650.00	0.00	0.00	0.00	0.00
Awards/Rewards Expenses	502060100	235,000.00	47,650.00	282,650.00	235,000.00	47,650.00	0.00	0.00	282,650.00	0.00	222,650.00	0.00	68,000.00	282,650.00	0.00	177,408.04	43,041.96	62,200.00	282,650.00	0.00	0.00	0.00	0.00
Awards/Rewards Expenses	502060100	235,000.00	47,650.00	282,650.00	235,000.00	47,650.00	0.00	0.00	282,650.00	0.00	222,650.00	0.00	68,000.00	282,650.00	0.00	177,408.04	43,041.96	62,200.00	282,650.00	0.00	0.00	0.00	0.00
Confidential, Intelligence and Extraordinary	502100500	136,000.00	(26,880.65)	109,119.35	136,000.00	(26,880.65)	0.00	0.00	109,119.35	34,000.00	10,510.00	25,925.36	38,882.86	109,119.35	34,000.00	10,510.00	25,925.36	38,882.86	109,119.35	0.00	0.00	0.00	0.00
Extraordinary and Miscellaneous Expenses	502100500	136,000.00	(26,880.65)	109,119.35	136,000.00	(26,880.65)	0.00	0.00	109,119.35	34,000.00	10,510.00	25,925.36	38,882.86	109,119.35	34,000.00	10,510.00	25,925.36	38,882.86	109,119.35	0.00	0.00	0.00	0.00
Professional Services	502110100	29,487,000.00	(4,860,917.83)	24,626,082.17	29,487,000.00	(4,860,917.83)	0.00	0.00	24,626,082.17	8,069,863.16	2,046,997.58	8,902,712.45	133,469.01	18,251,088.19	3,219,871.62	4,165,597.46	4,383,858.45	6,128,848.42	17,899,376.95	0.00	6,575,061.89	351,457.25	245.88
Legal Services	502110200	48,000.00	(13,032.00)	35,968.00	48,000.00	(13,032.00)	0.00	0.00	35,968.00	14,150.00	900.00	9,216.00	11,700.00	35,968.00	14,160.00	900.00	0.00	8,500.00	32,768.00	0.00	0.00	3,200.00	0.00
Auditing Services	502110300	80,000.00	(20,815.00)	59,185.00	80,000.00	(20,815.00)	0.00	0.00	59,185.00	0.00	0.00	0.00	90,035.00	59,185.00	0.00	0.00	235.00	56,300.00	0.00	0.00	3,650.00	0.00	0.00
Other Professional Services	502110400	29,359,000.00	(4,827,070.83)	24,730,929.17	29,359,000.00	(4,827,070.83)	0.00	0.00	24,730,929.17	8,054,715.16	2,046,197.56	7,943,459.45	112,555.01	18,155,927.19	3,200,821.62	4,164,697.46	4,374,406.45	6,066,148.42	17,811,073.95	0.00	6,575,001.99	344,607.25	245.98
General Services	502120200	1,950,000.00	809,138.25	2,559,138.25	1,950,000.00	809,138.25	0.00	0.00	2,559,138.25	2,108,441.39	80,273.72	172,583.98	218,327.16	2,559,138.25	240,582.78	416,248.15	771,827.78	847,428					

GRAND TOTAL	197,331,000.00	42,260,147.00	239,591,147.00	197,999,331.00	41,691,816.00	0.00	0.00	239,591,147.00	49,062,773.42	59,362,959.66	59,001,528.97	53,650,861.00	212,078,114.05	34,223,714.99	58,440,248.03	47,482,106.80	62,330,695.96	202,476,700.00	0.00	27,513,832.95	8,204,547.86	1,396,809.41
-------------	----------------	---------------	----------------	----------------	---------------	------	------	----------------	---------------	---------------	---------------	---------------	----------------	---------------	---------------	---------------	---------------	----------------	------	---------------	--------------	--------------

Certified Correct:

 RONALD M. MAYUGA
 Chief, Budget Section
 Date: January 30, 2025 09:00 AM

Certified Correct:

 SHIENA LYNN D. ATIENZA
 Chief, Accounting Section
 Date: January 30, 2025 09:00 AM

Recommended Approval By:

 GINA C. TOMIMBANG
 Chief, FAD
 Date: January 30, 2025 09:02 AM

Approved By:

 GLENN C. ESTRADA
 OIC, Executive Director III
 Date: January 30, 2025 09:03 AM

SUMMARY OF APPROPRIATIONS, ALLOTMENTS, OBLIGATIONS, DISBURSEMENTS AND BALANCES BY OBJECT OF EXPENDITURES
As at the Quarter Ending December 31, 2024

Department : Department of Agriculture (DA)
 Agency/Entity : Fertilizer and Pesticide Authority
 Operating Unit : < not applicable >
 Organization Code (UACS) : 05 005 000000
 Fund Cluster : 01 - Regular Agency Fund

	Current Year Appropriations
	Supplemental Appropriations
X	Continuing Appropriations

(e.g. UACS Fund Cluster: 01-Regular Agency Fund, 02-Foreign Assisted Projects Fund, 03-Special Account-Locally Funded/Domestic Grants Fund, and 04-Special Account-Foreign Assisted/Foreign Grants Fund)

Particulars	UACS CODE	Authorized Appropriations	Appropriations (Transfer To/From, Modifications/Augmentations)	Adjusted Appropriations	Allotments		Adjustments (Reductions, Modifications/Augmentations)		Transfer To	Transfer From	Adjusted Allotments	Obligations				Total	Disbursements				Balances					
					SARO	Unobligated						1st Quarter Ending March 31	2nd Quarter Ending June 30	3rd Quarter Ending September 30	4th Quarter Ending December 31		1st Quarter Ending March 31	2nd Quarter Ending June 30	3rd Quarter Ending September 30	4th Quarter Ending December 31	Total	Unused Appropriations 22(4)(8-11)	Unobligated Allotments 23(1)(1-10)	Due and Demandable 24	Unpaid Obligations (16-21)(24+25) Not Yet Due and Demandable 26	
SUMMARY		0.00	0.00	0.00	0.00	3,038,648.71	0.00	0.00	0.00	0.00	3,038,648.71	0.00	0.00	84,000.00	2,932,985.11	3,018,985.11	0.00	0.00	84,000.00	2,933,333.99	2,919,333.99	0.00	21,781.80	42,631.12	66,000.00	
Unobligated Allotment		0.00	0.00	0.00	0.00	3,038,648.71	0.00	0.00	0.00	0.00	3,038,648.71	0.00	0.00	84,000.00	2,932,985.11	3,018,985.11	0.00	0.00	84,000.00	2,933,333.99	2,919,333.99	0.00	21,781.80	42,631.12	66,000.00	
I. AGENCY SPECIFIC BUDGET		0.00	0.00	0.00	0.00	3,038,648.71	0.00	0.00	0.00	0.00	3,038,648.71	0.00	0.00	84,000.00	2,932,985.11	3,018,985.11	0.00	0.00	84,000.00	2,933,333.99	2,919,333.99	0.00	21,781.80	42,631.12	66,000.00	
Maintenance and Other Operating Expenses		0.00	0.00	0.00	0.00	2,966,825.31	0.00	0.00	0.00	0.00	2,966,825.31	0.00	0.00	84,000.00	2,877,985.11	2,961,985.11	0.00	0.00	84,000.00	2,933,333.99	2,919,333.99	0.00	4,960.20	42,631.12	0.00	
Traveling Expenses		0.00	0.00	0.00	0.00	456,657.28	108,412.40	0.00	0.00	0.00	666,069.68	0.00	0.00	0.00	661,587.98	661,587.98	0.00	0.00	0.00	661,587.98	661,587.98	0.00	4,481.72	0.00	0.00	
Traveling Expenses - Local	5020101000	0.00	0.00	0.00	0.00	367,157.28	191,912.40	0.00	0.00	0.00	559,069.68	0.00	0.00	0.00	554,587.98	554,587.98	0.00	0.00	0.00	554,587.98	554,587.98	0.00	4,481.72	0.00	0.00	
Traveling Expenses - Foreign	5020102000	0.00	0.00	0.00	0.00	89,500.00	(83,500.00)	0.00	0.00	0.00	7,000.00	0.00	0.00	0.00	7,000.00	7,000.00	0.00	0.00	0.00	7,000.00	7,000.00	0.00	0.00	0.00	0.00	
Training and Scholarship Expenses		0.00	0.00	0.00	0.00	100,000.00	(10,820.12)	0.00	0.00	0.00	89,179.88	0.00	0.00	84,000.00	4,800.00	89,800.00	0.00	0.00	84,000.00	4,800.00	88,800.00	0.00	379.88	0.00	0.00	
Training Expenses	5020201000	0.00	0.00	0.00	0.00	100,000.00	(10,820.12)	0.00	0.00	0.00	89,179.88	0.00	0.00	84,000.00	4,800.00	89,800.00	0.00	0.00	84,000.00	4,800.00	88,800.00	0.00	379.88	0.00	0.00	
Supplies and Materials Expenses		0.00	0.00	0.00	0.00	688,677.20	(334,288.68)	0.00	0.00	0.00	464,407.56	0.00	0.00	464,407.56	464,407.56	464,407.56	0.00	0.00	464,407.56	464,407.56	464,407.56	0.00	0.00	0.00	6,883.38	0.00
Office Supplies Expenses	5020301000	0.00	0.00	0.00	0.00	236,022.22	(197,117.92)	0.00	0.00	0.00	40,904.30	0.00	0.00	0.00	40,904.30	40,904.30	0.00	0.00	0.00	40,904.30	40,904.30	0.00	0.00	0.00	0.00	0.00
Office Supplies Expenses	5020301002	0.00	0.00	0.00	0.00	238,022.22	(197,117.92)	0.00	0.00	0.00	40,904.30	0.00	0.00	0.00	40,904.30	40,904.30	0.00	0.00	0.00	40,904.30	40,904.30	0.00	0.00	0.00	0.00	0.00
Accountable Forms Expenses	6020302000	0.00	0.00	0.00	0.00	0.00	67,200.00	0.00	0.00	0.00	67,200.00	0.00	0.00	0.00	67,200.00	67,200.00	0.00	0.00	0.00	63,000.00	63,000.00	0.00	0.00	0.00	4,200.00	0.00
Medical, Dental and Laboratory Supplies Expenses	5020308000	0.00	0.00	0.00	0.00	6,240.45	(6,240.45)	0.00	0.00	0.00	0.00	0.00	0.00	0.00	0.00	0.00	0.00	0.00	0.00	0.00	0.00	0.00	0.00	0.00	0.00	0.00
Fuel, Oil and Lubricants Expenses	5020309000	0.00	0.00	0.00	0.00	219,414.53	(219,414.53)	0.00	0.00	0.00	0.00	0.00	0.00	0.00	0.00	0.00	0.00	0.00	0.00	0.00	0.00	0.00	0.00	0.00	0.00	0.00
Semi-Expendable Machinery and Equipment	5020321000	0.00	0.00	0.00	0.00	235,000.00	62,345.00	0.00	0.00	0.00	297,345.00	0.00	0.00	0.00	297,345.00	297,345.00	0.00	0.00	0.00	297,345.00	297,345.00	0.00	0.00	0.00	0.00	0.00
Office Equipment	5020321002	0.00	0.00	0.00	0.00	283,850.00	0.00	0.00	0.00	0.00	283,850.00	0.00	0.00	0.00	283,850.00	283,850.00	0.00	0.00	0.00	283,850.00	283,850.00	0.00	0.00	0.00	0.00	0.00
Information and Communications Technology	5020321003	0.00	0.00	0.00	0.00	235,000.00	(221,505.00)	0.00	0.00	0.00	13,495.00	0.00	0.00	0.00	13,495.00	13,495.00	0.00	0.00	0.00	13,495.00	13,495.00	0.00	0.00	0.00	0.00	0.00
Semi-Expendable Furniture, Fixtures and Books	5020322000	0.00	0.00	0.00	0.00	46,170.00	0.00	0.00	0.00	0.00	46,170.00	0.00	0.00	0.00	46,170.00	46,170.00	0.00	0.00	0.00	44,506.61	44,506.61	0.00	0.00	1,663.39	0.00	0.00
Furniture and Fixtures	5020322001	0.00	0.00	0.00	0.00	46,170.00	0.00	0.00	0.00	0.00	46,170.00	0.00	0.00	0.00	46,170.00	46,170.00	0.00	0.00	0.00	44,506.61	44,506.61	0.00	0.00	1,663.39	0.00	0.00
Other Supplies and Materials Expenses	5020399000	0.00	0.00	0.00	0.00	0.00	12,788.25	0.00	0.00	0.00	12,788.25	0.00	0.00	0.00	12,788.25	12,788.25	0.00	0.00	0.00	12,788.25	12,788.25	0.00	0.00	0.00	0.00	0.00
Utility Expenses		0.00	0.00	0.00	0.00	377,103.45	771,877.04	0.00	0.00	0.00	1,148,980.49	0.00	0.00	0.00	1,148,980.49	1,148,980.49	0.00	0.00	0.00	1,126,904.10	1,126,904.10	0.00	0.00	0.00	23,076.39	0.00
Water Expenses	5020401000	0.00	0.00	0.00	0.00	377,103.45	(338,440.43)	0.00	0.00	0.00	38,663.02	0.00	0.00	0.00	38,663.02	38,663.02	0.00	0.00	0.00	38,663.02	38,663.02	0.00	0.00	0.00	0.00	0.00
Electricity Expenses	5020402000	0.00	0.00	0.00	0.00	1,110,317.47	0.00	0.00	0.00	0.00	1,110,317.47	0.00	0.00	0.00	1,110,317.47	1,110,317.47	0.00	0.00	0.00	1,087,241.08	1,087,241.08	0.00	0.00	23,076.39	0.00	0.00
Communication Expenses		0.00	0.00	0.00	0.00	364,740.48	(360,006.38)	0.00	0.00	0.00	14,734.10	0.00	0.00	0.00	14,734.10	14,734.10	0.00	0.00	0.00	14,734.10	14,734.10	0.00	0.00	0.00	0.00	0.00
Postage and Courier Services	5020501000	0.00	0.00	0.00	0.00	0.00	5,733.50	0.00	0.00	0.00	5,733.50	0.00	0.00	0.00	5,733.50	5,733.50	0.00	0.00	0.00	5,733.50	5,733.50	0.00	0.00	0.00	0.00	0.00
Telephone Expenses	5020502000	0.00	0.00	0.00	0.00	0.00	7,320.60	0.00	0.00	0.00	7,320.60	0.00	0.00	0.00	7,320.60	7,320.60	0.00	0.00	0.00	7,320.60	7,320.60	0.00	0.00	0.00	0.00	0.00
Landline	5020502002	0.00	0.00	0.00	0.00	0.00	7,320.60	0.00	0.00	0.00	7,320.60	0.00	0.00	0.00	7,320.60	7,320.60	0.00	0.00	0.00	7,320.60	7,320.60	0.00	0.00	0.00	0.00	0.00
Internet Subscription Expenses	5020503000	0.00	0.00	0.00	0.00	364,740.48	(369,060.48)	0.00	0.00	0.00	1,680.00	0.00	0.00	0.00	1,680.00	1,680.00	0.00	0.00	0.00	1,680.00	1,680.00	0.00	0.00	0.00	0.00	0.00
Confidential, Intelligence and Extraordinary		0.00	0.00	0.00	0.00	72,752.71	(72,752.71)	0.00	0.00	0.00	0.00	0.00	0.00	0.00	0.00	0.00	0.00	0.00	0.00	0.00	0.00	0.00	0.00	0.00	0.00	0.00
Extraordinary and Miscellaneous Expenses	5021003000	0.00	0.00	0.00	0.00	72,752.71	(72,752.71)	0.00	0.00	0.00	0.00	0.00	0.00	0.00	0.00	0.00	0.00	0.00	0.00	0.00	0.00	0.00	0.00	0.00	0.00	0.00
Professional Services		0.00	0.00	0.00	0.00	0.00	211,645.00	0.00	0.00	0.00	211,645.00	0.00	0.00	0.00	211,645.00	211,645.00	0.00	0.00	0.00	200,863.66	200,863.66	0.00	0.00	10,781.34	0.00	0.00
Legal Services	5021101000	0.00	0.00	0.00	0.00	0.00	200.00	0.00	0.00	0.00	200.00	0.00	0.00	0.00	200.00	200.00	0.00	0.00	0.00	200.00	200.00	0.00	0.00	0.00	0.00	0.00
Other Professional Services	5021199000	0.00	0.00	0.00	0.00	0.00	211,445.00	0.00	0.00	0.00	211,445.00	0.00	0.00	0.00	211,445.00	211,445.00	0.00	0.00	0.00	200,663.66	200,663.66	0.00	0.00	10,781.34	0.00	0.00
General Services		0.00	0.00	0.00	0.00	0.00	83,644.03	0.00	0.00	0.00	83,644.03	0.00	0.00	0.00	83,644.03	83,644.03	0.00	0.00	0.00	83,644.03	83,644.03	0.00	0.00	0.00	0.00	0.00
Security Services	5021203000	0.00	0.00	0.00	0.00	0.00	83,644.03	0.00	0.00	0.00	83,644.03	0.00	0.00	0.00	83,644.03	83,644.03	0.00	0.00	0.00	83,644.03	83,644.03	0.00	0.00	0.00	0.00	0.00
Repairs and Maintenance		0.00	0.00	0.00	0.00	310,032.10																				

Department : Department of Agriculture (DA)
 Agency/Entity : Fertilizer and Pesticide Authority
 Operating Unit : < not applicable >
 Organization Code (UACS) : 05 005 0000000
 Fund Cluster : 01 - Regular Agency Fund

(e.g. UACS Fund Cluster: 01-Regular Agency Fund, 02-Foreign Assisted Projects Fund, 03-Special Account-Locally Funded/Domestic Grants Fund, and 04-Special Account-Foreign Assisted/Foreign Grants Fund)

	Current Year Appropriations
	Supplemental Appropriations
X	Continuing Appropriations

Particulars	UACS CODE	Appropriations			Allotments							Obligations				Disbursements				Balances					
		Authorized Appropriations	Transfer To/From, Modifications/ Augmentations	Adjusted Appropriations	Allotments		Adjustments (Reductions, Modifications/ Augmentations)	Transfer To	Transfer From	Adjusted Allotments	1st Quarter Ending March 31	2nd Quarter Ending June 30	3rd Quarter Ending September 30	4th Quarter Ending December 31	Total	1st Quarter Ending March 31	2nd Quarter Ending June 30	3rd Quarter Ending September 30	4th Quarter Ending December 31	Total	Unused Funds		Unpaid Obligations (16-21)=(24+25)		
					SARO	Unobligated															Unreleased Appropriations	Unobligated Allotments	Due and Demandable	Not Yet Due and Demandable	
1	2	3	4	5=(3+4)	6	7	8	9	10	11=(8+7)-(9)+10	12	13	14	15	16=(12+13+14+15)	17	18	19	20	21=(17+18+19+20)	22=(6-11)	23=(11-16)	24	25	
Printing and Publication Expenses	5029902000	0.00	0.00	0.00	0.00	135,740.00	(135,004.00)	0.00	0.00	735.00	0.00	0.00	0.00	735.00	735.00	0.00	0.00	0.00	735.00	735.00	0.00	0.00	0.00	0.00	0.00
Representation Expenses	5029903000	0.00	0.00	0.00	0.00	306,582.11	(303,207.11)	0.00	0.00	3,375.00	0.00	0.00	0.00	3,375.00	3,375.00	0.00	0.00	0.00	3,375.00	3,375.00	0.00	0.00	0.00	0.00	0.00
Transportation and Delivery Expenses	5029904000	0.00	0.00	0.00	0.00	144,540.00	(137,520.00)	0.00	0.00	7,020.00	0.00	0.00	0.00	7,020.00	7,020.00	0.00	0.00	0.00	7,020.00	7,020.00	0.00	0.00	0.00	0.00	0.00
Subscription Expenses	5029907000	0.00	0.00	0.00	0.00	0.00	4,304.98	0.00	0.00	4,304.98	0.00	0.00	0.00	4,304.98	4,304.98	0.00	0.00	0.00	4,304.98	4,304.98	0.00	0.00	0.00	0.00	0.00
Other Subscription Expenses	5029907099	0.00	0.00	0.00	0.00	0.00	4,304.98	0.00	0.00	4,304.98	0.00	0.00	0.00	4,304.98	4,304.98	0.00	0.00	0.00	4,304.98	4,304.98	0.00	0.00	0.00	0.00	0.00
Capital Outlays		0.00	0.00	0.00	0.00	71,821.40	0.00	0.00	0.00	71,821.40	0.00	0.00	0.00	55,000.00	55,000.00	0.00	0.00	0.00	0.00	0.00	0.00	0.00	18,821.40	0.00	55,000.00
Property, Plant and Equipment Outlay		0.00	0.00	0.00	0.00	71,821.40	0.00	0.00	0.00	71,821.40	0.00	0.00	0.00	55,000.00	55,000.00	0.00	0.00	0.00	0.00	0.00	0.00	0.00	18,821.40	0.00	55,000.00
Machinery and Equipment Outlay	5060405000	0.00	0.00	0.00	0.00	71,821.40	0.00	0.00	0.00	71,821.40	0.00	0.00	0.00	55,000.00	55,000.00	0.00	0.00	0.00	0.00	0.00	0.00	0.00	18,821.40	0.00	55,000.00
Technical and Scientific Equipment	5060405014	0.00	0.00	0.00	0.00	71,821.40	0.00	0.00	0.00	71,821.40	0.00	0.00	0.00	55,000.00	55,000.00	0.00	0.00	0.00	0.00	0.00	0.00	0.00	18,821.40	0.00	55,000.00
GRAND TOTAL		0.00	0.00	0.00	0.00	3,038,646.71	0.00	0.00	0.00	3,038,646.71	0.00	0.00	0.00	84,000.00	2,932,865.11	3,016,865.11	0.00	0.00	84,000.00	2,835,333.99	2,919,333.99	0.00	21,781.60	42,531.12	55,000.00

Certified Correct:
 RONALDO M. MAYUG,
 Chief, Finance Section
 Date: January 30, 2025 09:00 AM

Certified Correct:
 SHEILA L. ATIENZA
 Chief, Accounting Section
 Date: January 30, 2025 09:00 AM

Recommending Approval By:
 GINA C. TUMMBANG
 Chief, FAD
 Date: January 30, 2025 09:02 AM

Approved By:
 GLEN DO. STRADA
 Chief, Executive Director III
 Date: January 30, 2025 09:03 AM

List of Allotments and Sub-Allotments
As at the Quarter Ending December 31, 2024

Department : Department of Agriculture (DA)
Entity : Fertilizer and Pesticide Authority
Accounting Unit : < not applicable >
UACS Code : 05 005 0000000
Agency : 01 - Regular Agency Fund

X	Current Year Appropriations
	Supplemental Appropriations
	Continuing Appropriations

[e.g. UACS Fund Cluster: 01-Regular Agency Fund, 02-Foreign Assisted Projects Fund, 03-Special Account-Locally Funded/Domestic Grants Fund, and 04-Special Account-Foreign Assisted/Foreign Grants Fund]

Allotments/Sub-Allotments Reference	Funding Source				Allotments/Sub-Allotments received from CO/ROs/DUs					Sub-Allotments to ROs/DUs				Total Allotments/Net of Sub-allotments					
	Number	Date	Description	UACS CODE	PS	MOOE	FinEx	CO	Sub-Total	PS	MOOE	FinEx	CO	Total	PS	MOOE	FinEx	CO	Total
2	3	4	5	6	7	8	9	10=(6+7+8+9)	11	12	13	14	15=(11+12+13+14)	16=(6+11)	17=(7+12)	18=(8+13)	19=(9+14)	20=(10+17+18+19)	
Items received from DBM																			
RO-BMB-E-24-000028	2024-01-16	Specific Budgets of National Government Agencies	101101	0.00	26,000,000.00	0.00	0.00	26,000,000.00	0.00	0.00	0.00	0.00	0.00	0.00	0.00	26,000,000.00	0.00	0.00	26,000,000.00
RO-BMB-E-24-000011	2024-01-11	Specific Budgets of National Government Agencies	101101	101,150,000.00	87,351,000.00	0.00	0.00	188,501,000.00	0.00	0.00	0.00	0.00	0.00	101,150,000.00	87,351,000.00	0.00	0.00	0.00	188,501,000.00
RO-BMB-E-24-000043	2024-02-06	Pension and Gratuity Fund	101407	165,368.00	0.00	0.00	0.00	165,368.00	0.00	0.00	0.00	0.00	0.00	165,368.00	0.00	0.00	0.00	0.00	165,368.00
RO-BMB-E-24-000040	2024-03-01	Pension and Gratuity Fund	101407	219,981.00	0.00	0.00	0.00	219,981.00	0.00	0.00	0.00	0.00	0.00	219,981.00	0.00	0.00	0.00	0.00	219,981.00
RO-BMB-E-24-000017	2024-03-05	Pension and Gratuity Fund	101407	53,480.00	0.00	0.00	0.00	53,480.00	0.00	0.00	0.00	0.00	0.00	53,480.00	0.00	0.00	0.00	0.00	53,480.00
RO-BMB-E-24-0001485	2024-03-26	Pension and Gratuity Fund	101407	186,149.00	0.00	0.00	0.00	186,149.00	0.00	0.00	0.00	0.00	0.00	186,149.00	0.00	0.00	0.00	0.00	186,149.00
RO-BMB-E-24-0002471	2024-05-02	Pension and Gratuity Fund	101407	106,087.00	0.00	0.00	0.00	106,087.00	0.00	0.00	0.00	0.00	0.00	106,087.00	0.00	0.00	0.00	0.00	106,087.00
RO-BMB-E-24-0002387	2024-05-13	Pension and Gratuity Fund	101407	103,390.00	0.00	0.00	0.00	103,390.00	0.00	0.00	0.00	0.00	0.00	103,390.00	0.00	0.00	0.00	0.00	103,390.00
RO-BMB-E-24-0004019	2024-06-05	Pension and Gratuity Fund	101407	106,488.00	0.00	0.00	0.00	106,488.00	0.00	0.00	0.00	0.00	0.00	106,488.00	0.00	0.00	0.00	0.00	106,488.00
RO-BMB-E-24-0007386	2024-08-21	Pension and Gratuity Fund	101407	103,390.00	0.00	0.00	0.00	103,390.00	0.00	0.00	0.00	0.00	0.00	103,390.00	0.00	0.00	0.00	0.00	103,390.00
RO-BMB-E-24-0008793	2024-08-30	Miscellaneous Personnel Benefits Fund	101406	4,703,000.00	0.00	0.00	0.00	4,703,000.00	0.00	0.00	0.00	0.00	0.00	4,703,000.00	0.00	0.00	0.00	0.00	4,703,000.00
RO-BMB-E-24-0008794	2024-08-30	Retirement and Life Insurance Premiums	104102	433,000.00	0.00	0.00	0.00	433,000.00	0.00	0.00	0.00	0.00	0.00	433,000.00	0.00	0.00	0.00	0.00	433,000.00
RO-BMB-E-24-0006987	2024-09-05	Pension and Gratuity Fund	101407	29,284.00	0.00	0.00	0.00	29,284.00	0.00	0.00	0.00	0.00	0.00	29,284.00	0.00	0.00	0.00	0.00	29,284.00
RO-BMB-E-24-0016648	2024-10-09	For payment of Personnel Benefits	105462	3,724,611.00	0.00	0.00	0.00	3,724,611.00	0.00	0.00	0.00	0.00	0.00	3,724,611.00	0.00	0.00	0.00	0.00	3,724,611.00
RO-BMB-E-24-0016981	2024-10-17	Pension and Gratuity Fund	105463	222,899.00	0.00	0.00	0.00	222,899.00	0.00	0.00	0.00	0.00	0.00	222,899.00	0.00	0.00	0.00	0.00	222,899.00
RO-BMB-E-24-0018977	2024-12-13	For payment of Personnel Benefits	105462	5,965,686.00	0.00	0.00	0.00	5,965,686.00	0.00	0.00	0.00	0.00	0.00	5,965,686.00	0.00	0.00	0.00	0.00	5,965,686.00
RO-BMB-E-24-0018978	2024-12-13	Retirement and Life Insurance Premiums	104102	135,331.00	0.00	0.00	0.00	135,331.00	0.00	0.00	0.00	0.00	0.00	135,331.00	0.00	0.00	0.00	0.00	135,331.00
RO-BMB-E-24-0019415	2024-12-23	Specific Budgets of National Government Agencies	101101	2,914,000.00	(2,914,000.00)	0.00	0.00	0.00	0.00	0.00	0.00	0.00	0.00	2,914,000.00	(2,914,000.00)	0.00	0.00	0.00	0.00
Sub-Total					129,154,147.00	110,437,000.00	0.00	0.00	239,591,147.00	0.00	0.00	0.00	0.00	129,154,147.00	110,437,000.00	0.00	0.00	0.00	239,591,147.00
Sub-Allotments					129,154,147.00	110,437,000.00	0.00	0.00	239,591,147.00	0.00	0.00	0.00	0.00	129,154,147.00	110,437,000.00	0.00	0.00	0.00	239,591,147.00
Summary by Funding Source Code:																			
		Specific Budgets of National Government Agencies	101101	104,073,000.00	110,437,000.00	0.00	0.00	214,510,000.00	0.00	0.00	0.00	0.00	0.00	104,073,000.00	110,437,000.00	0.00	0.00	0.00	214,510,000.00
		Miscellaneous Personnel Benefits Fund	101406	4,703,000.00	0.00	0.00	0.00	4,703,000.00	0.00	0.00	0.00	0.00	0.00	4,703,000.00	0.00	0.00	0.00	0.00	4,703,000.00
		Pension and Gratuity Fund	101407	1,075,637.00	0.00	0.00	0.00	1,075,637.00	0.00	0.00	0.00	0.00	0.00	1,075,637.00	0.00	0.00	0.00	0.00	1,075,637.00
		Retirement and Life Insurance Premiums	104102	9,389,331.00	0.00	0.00	0.00	9,389,331.00	0.00	0.00	0.00	0.00	0.00	9,389,331.00	0.00	0.00	0.00	0.00	9,389,331.00
		For payment of Personnel Benefits	105462	9,600,280.00	0.00	0.00	0.00	9,600,280.00	0.00	0.00	0.00	0.00	0.00	9,600,280.00	0.00	0.00	0.00	0.00	9,600,280.00
		Pension and Gratuity Fund	105463	222,899.00	0.00	0.00	0.00	222,899.00	0.00	0.00	0.00	0.00	0.00	222,899.00	0.00	0.00	0.00	0.00	222,899.00

Certified Correct:
RONALYN M. SORIANO
Chief, Budget Section
Date: January 27, 2025 02:48 PM

Certified Correct:
SHIEN LYN D. TIENZA
Chief, Accounting Section
Date: January 27, 2025 02:48 PM

Recommended Approval By:
GINA C. TOMINIANO
Chief, FAD
Date: January 27, 2025 02:49 PM

Approved By:
GLENN D. ESTRADA
OIC, Executive Director III
Date: January 27, 2025 02:50 PM

AGING OF UNPAID OBLIGATIONS
As at December 31, 2024

Department : Department of Agriculture (DA)
Agency/Entity : Fertilizer and Pesticide Authority
Operating Unit : < not applicable >
Organization Code (UACS) : 05 005 0000000
Fund Cluster : 01 - Regular Agency Fund
(e.g. UACS Fund Cluster: U1-Regular Agency Fund, U2-Foreign Assisted Projects Fund, U3-Special Account-Locally Funded/Domestic Grants Fund, U4-Special Account-Foreign Assisted/Foreign Grants Fund, U5-Internally Generated Funds, U6-Business Related Funds and U/-Trust Receipts)

Name of Creditors	Obligation Request and Status			AGING OF UNPAID OBLIGATIONS							Remarks
	Number	Date	Amount	Amount	90 days & below	91 to 180 days	181 to 270 days	271 to 365/366 days	More than 1 year but less than 2 years	More than 2 years	
	2	3	4	5=(6+7+8+9+10+)	6	7	8	9	10	11	
A. Due and Demandable Obligations(Accounts Payable)*			8,289,652.18	8,289,652.18	8,289,652.18	0.00	0.00	0.00	0.00	0.00	0.00
A.1 Current Year's Appropriations			8,289,652.18	8,289,652.18	8,289,652.18	0.00	0.00	0.00	0.00	0.00	0.00
Personnel Services			4,183,485.50	4,183,485.50	4,183,485.50	0.00	0.00	0.00	0.00	0.00	0.00
A. LIGAN	01-01101101-2024-12-0169	2024-12-05	9.59	9.59	9.59	0.00	0.00	0.00	0.00	0.00	0.00
A. PALCUTILO	01-01101101-2024-12-0213	2024-12-27	7,227.08	7,227.08	7,227.08	0.00	0.00	0.00	0.00	0.00	0.00
A. PRADO	01-01101101-2024-12-0212	2024-12-27	3,578.17	3,578.17	3,578.17	0.00	0.00	0.00	0.00	0.00	0.00
A. PRADO	01-01101101-2024-12-0218	2024-12-27	28,429.72	28,429.72	28,429.72	0.00	0.00	0.00	0.00	0.00	0.00
A. PRADO	01-01101101-2024-12-0225	2024-12-27	320.47	320.47	320.47	0.00	0.00	0.00	0.00	0.00	0.00
B. DUCLAYAN	01-01101101-2024-12-0216	2024-12-27	13,914.46	13,914.46	13,914.46	0.00	0.00	0.00	0.00	0.00	0.00
D. LINCALLO	01-01101101-2024-12-0215	2024-12-27	34,698.88	34,698.88	34,698.88	0.00	0.00	0.00	0.00	0.00	0.00
FPA PAYROLL FUND	01-01101101-2024-06-0076	2024-06-13	4,205.25	4,205.25	4,205.25	0.00	0.00	0.00	0.00	0.00	0.00
FPA PAYROLL FUND	01-01101101-2024-06-0083	2024-06-27	4,205.25	4,205.25	4,205.25	0.00	0.00	0.00	0.00	0.00	0.00
FPA PAYROLL FUND	01-01101101-2024-08-0098	2024-08-12	4,205.25	4,205.25	4,205.25	0.00	0.00	0.00	0.00	0.00	0.00
FPA PAYROLL FUND	01-01101101-2024-08-0101	2024-08-14	64,373.34	64,373.34	64,373.34	0.00	0.00	0.00	0.00	0.00	0.00
FPA PAYROLL FUND	01-01101101-2024-08-0102	2024-08-14	50,462.60	50,462.60	50,462.60	0.00	0.00	0.00	0.00	0.00	0.00
FPA PAYROLL FUND	01-01101101-2024-09-0115	2024-09-09	15,760.53	15,760.53	15,760.53	0.00	0.00	0.00	0.00	0.00	0.00
FPA PAYROLL FUND	01-01101101-2024-09-0116	2024-09-09	21,663.18	21,663.18	21,663.18	0.00	0.00	0.00	0.00	0.00	0.00
FPA PAYROLL FUND	01-01101101-2024-09-0123	2024-09-23	18.63	18.63	18.63	0.00	0.00	0.00	0.00	0.00	0.00
FPA PAYROLL FUND	01-01101101-2024-11-0160	2024-11-12	1,966.66	1,966.66	1,966.66	0.00	0.00	0.00	0.00	0.00	0.00
FPA PAYROLL FUND	01-01101101-2024-12-0179	2024-12-11	40,000.00	40,000.00	40,000.00	0.00	0.00	0.00	0.00	0.00	0.00
FPA PAYROLL FUND	01-01101101-2024-12-0189	2024-12-20	1,080,454.27	1,080,454.27	1,080,454.27	0.00	0.00	0.00	0.00	0.00	0.00
FPA PAYROLL FUND	01-01101101-2024-12-0190	2024-12-20	1,447,009.88	1,447,009.88	1,447,009.88	0.00	0.00	0.00	0.00	0.00	0.00
FPA PAYROLL FUND	01-01101101-2024-12-0191	2024-12-23	5,498.17	5,498.17	5,498.17	0.00	0.00	0.00	0.00	0.00	0.00
FPA PAYROLL FUND	01-01101101-2024-12-0194	2024-12-23	4,774.79	4,774.79	4,774.79	0.00	0.00	0.00	0.00	0.00	0.00
FPA PAYROLL FUND	01-01101101-2024-12-0195	2024-12-23	26,875.44	26,875.44	26,875.44	0.00	0.00	0.00	0.00	0.00	0.00
FPA PAYROLL FUND	01-01101101-2024-12-0196	2024-12-26	2,532.12	2,532.12	2,532.12	0.00	0.00	0.00	0.00	0.00	0.00
FPA PAYROLL FUND	01-01101101-2024-12-0197	2025-01-26	23,989.62	23,989.62	23,989.62	0.00	0.00	0.00	0.00	0.00	0.00
FPA PAYROLL FUND	01-01101101-2024-12-0205	2024-12-27	19,099.20	19,099.20	19,099.20	0.00	0.00	0.00	0.00	0.00	0.00
FPA PAYROLL FUND	01-01101101-2024-12-0206	2024-12-27	11,265.00	11,265.00	11,265.00	0.00	0.00	0.00	0.00	0.00	0.00
FPA PAYROLL FUND	01-01101101-2024-12-0209	2024-12-27	18,222.74	18,222.74	18,222.74	0.00	0.00	0.00	0.00	0.00	0.00
FPA PAYROLL FUND	01-01101101-2024-12-0210	2024-12-27	47,567.39	47,567.39	47,567.39	0.00	0.00	0.00	0.00	0.00	0.00
FPA PAYROLL FUND	01-01101101-2024-12-0219	2024-12-27	5,238.30	5,238.30	5,238.30	0.00	0.00	0.00	0.00	0.00	0.00
FPA PAYROLL FUND	01-01101101-2024-12-0222	2024-12-27	100,384.14	100,384.14	100,384.14	0.00	0.00	0.00	0.00	0.00	0.00
FPA PAYROLL FUND	01-01101101-2024-12-0223	2024-12-27	8,076.44	8,076.44	8,076.44	0.00	0.00	0.00	0.00	0.00	0.00
FPA PAYROLL FUND	01-01101101-2024-12-0224	2024-12-27	690.91	690.91	690.91	0.00	0.00	0.00	0.00	0.00	0.00
G.DELA CRUZ	01-01101101-2024-06-0080	2024-06-26	275.40	275.40	275.40	0.00	0.00	0.00	0.00	0.00	0.00
G. DE LA CRUZ	01-01101101-2024-12-0211	2024-12-27	26,527.20	26,527.20	26,527.20	0.00	0.00	0.00	0.00	0.00	0.00
GSIS	01-01101101-2024-12-0187	2024-12-20	42,206.04	42,206.04	42,206.04	0.00	0.00	0.00	0.00	0.00	0.00
GSIS	01-01101101-2024-12-0188	2024-12-23	42,231.83	42,231.83	42,231.83	0.00	0.00	0.00	0.00	0.00	0.00
GSIS	01-01101101-2024-12-0198	2024-12-26	42,144.59	42,144.59	42,144.59	0.00	0.00	0.00	0.00	0.00	0.00
GSIS	01-01101101-2024-12-0199	2025-01-26	41,709.12	41,709.12	41,709.12	0.00	0.00	0.00	0.00	0.00	0.00
GSIS	01-01101101-2024-12-0200	2024-12-26	50,037.92	50,037.92	50,037.92	0.00	0.00	0.00	0.00	0.00	0.00

Department : Department of Agriculture (DA)
 Agency/Entity : Fertilizer and Pesticide Authority
 Operating Unit : < not applicable >
 Organization Code (UACS) : 05 005 0000000
 Fund Cluster : 01 - Regular Agency Fund

(e.g. UACS Fund Cluster: 01-Regular Agency Fund, 02-Foreign Assisted Projects Fund, 03-Special Account-Locally Funded/Domestic Grants Fund, 04-Special Account-Foreign Assisted/Foreign Grants Fund, 05-Internally Generated Funds, 06-Business Related Funds and 07-Trust Receipts)

Name of Creditors	Obligation Request and Status			AGING OF UNPAID OBLIGATIONS							Remarks
	Number	Date	Amount	Amount	90 days & below	91 to 180 days	181 to 270 days	271 to 365/366 days	More than 1 year but less than 2 years	More than 2 years	
				5=(6+7+8+9+10+)	6	7	8	9	10	11	
1	2	3	4								12
GSIS	01-01101101-2024-12-0203	2024-12-27	513,473.52	513,473.52	513,473.52	0.00	0.00	0.00	0.00	0.00	
HDMF	01-01101101-2024-12-0201	2024-12-26	30,400.00	30,400.00	30,400.00	0.00	0.00	0.00	0.00	0.00	
J. CANO	01-01101101-2024-12-0207	2024-12-27	252.48	252.48	252.48	0.00	0.00	0.00	0.00	0.00	
K. APOSTOL	01-01101101-2024-12-0171	2024-12-05	1,160.32	1,160.32	1,160.32	0.00	0.00	0.00	0.00	0.00	
M. DEBLOIS	01-01101101-2024-10-0151	2024-10-30	21,204.89	21,204.89	21,204.89	0.00	0.00	0.00	0.00	0.00	
M. FLAVIER	01-01101101-2024-12-0220	2024-12-27	28,345.98	28,345.98	28,345.98	0.00	0.00	0.00	0.00	0.00	
M. MOLINA	01-01101101-2024-12-0208	2024-12-27	252.48	252.48	252.48	0.00	0.00	0.00	0.00	0.00	
O. MARZAN	01-01101101-2024-12-0221	2024-12-27	47,751.25	47,751.25	47,751.25	0.00	0.00	0.00	0.00	0.00	
PHIC	01-01101101-2024-12-0202	2024-12-26	177,136.28	177,136.28	177,136.28	0.00	0.00	0.00	0.00	0.00	
R. FRIVALDO	01-01101101-2024-12-0170	2024-12-05	1,160.32	1,160.32	1,160.32	0.00	0.00	0.00	0.00	0.00	
R. MAYUGA	01-01101101-2024-12-0214	2024-12-27	4,842.72	4,842.72	4,842.72	0.00	0.00	0.00	0.00	0.00	
S. DREU	01-01101101-2024-05-0066	2024-05-21	4,205.25	4,205.25	4,205.25	0.00	0.00	0.00	0.00	0.00	
V. SEGUIZA	01-01101101-2024-12-0172	2024-12-05	1,160.32	1,160.32	1,160.32	0.00	0.00	0.00	0.00	0.00	
W. YAGO	01-01101101-2024-12-0217	2024-12-27	10,290.12	10,290.12	10,290.12	0.00	0.00	0.00	0.00	0.00	
Maintenance and Other Operating Expenses			4,106,166.68	4,106,166.68	4,106,166.68	0.00	0.00	0.00	0.00	0.00	
A. ARAUSA, JR.	02-01101101-2024-12-2736	2024-12-23	1,350.00	1,350.00	1,350.00	0.00	0.00	0.00	0.00	0.00	
A. BORNILLO	02-01101101-2024-12-2727	2024-12-23	1,350.00	1,350.00	1,350.00	0.00	0.00	0.00	0.00	0.00	
A. BORNILLO	02-01101101-2024-12-2960	2024-12-27	1,200.00	1,200.00	1,200.00	0.00	0.00	0.00	0.00	0.00	
A. CARDENAS	02-01101101-2024-12-2793	2024-12-27	1,998.00	1,998.00	1,998.00	0.00	0.00	0.00	0.00	0.00	
A. CARDENAS	02-01101101-2024-12-2923	2024-12-27	3,250.00	3,250.00	3,250.00	0.00	0.00	0.00	0.00	0.00	
A. CARDENAS	02-01101101-2024-12-2926	2024-12-27	4,213.00	4,213.00	4,213.00	0.00	0.00	0.00	0.00	0.00	
A. CRESPO	02-01101101-2024-12-2872	2024-12-27	1,600.00	1,600.00	1,600.00	0.00	0.00	0.00	0.00	0.00	
A. CRESPO	02-01101101-2024-12-2903	2024-12-27	6,021.72	6,021.72	6,021.72	0.00	0.00	0.00	0.00	0.00	
A. LIGAN	02-01101101-2024-12-2706	2024-12-20	1,579.00	1,579.00	1,579.00	0.00	0.00	0.00	0.00	0.00	
A. LIGAN	02-01101101-2024-12-2707	2024-12-20	13,100.00	13,100.00	13,100.00	0.00	0.00	0.00	0.00	0.00	
A. LIGAN	02-01101101-2024-12-2801	2024-12-27	2,417.00	2,417.00	2,417.00	0.00	0.00	0.00	0.00	0.00	
A. LIGAN	02-01101101-2024-12-2939	2024-12-27	6,370.00	6,370.00	6,370.00	0.00	0.00	0.00	0.00	0.00	
A. NAGAYANG	02-01101101-2024-12-2767	2024-12-26	4,967.00	4,967.00	4,967.00	0.00	0.00	0.00	0.00	0.00	
A. NAGAYANG	02-01101101-2024-12-2928	2024-12-27	4,053.00	4,053.00	4,053.00	0.00	0.00	0.00	0.00	0.00	
A. NEE-ESTUYE	02-01101101-2024-12-2964	2024-12-27	2,022.00	2,022.00	2,022.00	0.00	0.00	0.00	0.00	0.00	
A. NEE-ESTUYE	02-01101101-2024-12-2966	2024-12-27	5,550.00	5,550.00	5,550.00	0.00	0.00	0.00	0.00	0.00	
A. PAALISBO	02-01101101-2024-12-2709	2024-12-20	760.00	760.00	760.00	0.00	0.00	0.00	0.00	0.00	
A. PAALISBO	02-01101101-2024-12-2818	2024-12-27	1,600.00	1,600.00	1,600.00	0.00	0.00	0.00	0.00	0.00	
A. PAALISBO	02-01101101-2024-12-2825	2024-12-27	1,299.00	1,299.00	1,299.00	0.00	0.00	0.00	0.00	0.00	
A. PAALISBO	02-01101101-2024-12-2826	2024-12-27	252.00	252.00	252.00	0.00	0.00	0.00	0.00	0.00	
A. PAALISBO	02-01101101-2024-12-2828	2024-12-27	520.00	520.00	520.00	0.00	0.00	0.00	0.00	0.00	
A. PAALISBO	02-01101101-2024-12-2829	2024-12-27	8,400.00	8,400.00	8,400.00	0.00	0.00	0.00	0.00	0.00	
A. PAALISBO	02-01101101-2024-12-2830	2024-12-27	1,050.00	1,050.00	1,050.00	0.00	0.00	0.00	0.00	0.00	
A. PAALISBO	02-01101101-2024-12-2831	2024-12-27	10,960.34	10,960.34	10,960.34	0.00	0.00	0.00	0.00	0.00	
A. PALCUTILO	02-01101101-2024-12-2786	2024-12-27	750.00	750.00	750.00	0.00	0.00	0.00	0.00	0.00	
A. PRADO	02-01101101-2024-12-2892	2024-12-27	6,000.00	6,000.00	6,000.00	0.00	0.00	0.00	0.00	0.00	
A. ROJO	02-01101101-2024-12-2952	2024-12-27	1,330.00	1,330.00	1,330.00	0.00	0.00	0.00	0.00	0.00	
AAA TRADER SOLUTION CORP.	02-01102101-2024-12-0137	2024-12-05	1,663.39	1,663.39	1,663.39	0.00	0.00	0.00	0.00	0.00	
AGUA FRIO GARDEN RESORT, INC.	02-01101101-2024-11-2468	2024-11-22	8,093.75	8,093.75	8,093.75	0.00	0.00	0.00	0.00	0.00	
AGUA FRIO GARDEN RESORT, INC.	02-01101101-2024-11-2469	2024-11-22	19,606.87	19,606.87	19,606.87	0.00	0.00	0.00	0.00	0.00	
ALCAPORT TRADE	02-01101101-2024-07-1387	2024-07-09	2,078.00	2,078.00	2,078.00	0.00	0.00	0.00	0.00	0.00	
APO PRODUCTION UNIT, INC.	02-01102101-2024-10-0041	2024-10-30	4,200.00	4,200.00	4,200.00	0.00	0.00	0.00	0.00	0.00	

Department : Department of Agriculture (DA)
 Agency/Entity : Fertilizer and Pesticide Authority
 Operating Unit : < not applicable >
 Organization Code (UACS) : 05 005 000000
 Fund Cluster : 01 - Regular Agency Fund

(e.g. UACS Fund Cluster: 01-Regular Agency Fund, 02-Foreign Assisted Projects Fund, 03-Special Account-Locally Funded/Domestic Grants Fund, 04-Special Account-Foreign Assisted/Foreign Grants Fund, 05-Internally Generated Funds, 06-Business Related Funds and 07-Trust Receipts)

Name of Creditors	Obligation Request and Status			AGING OF UNPAID OBLIGATIONS							Remarks	
	Number	Date	Amount	Amount	90 days & below	91 to 180 days	181 to 270 days	271 to 365/366 days	More than 1 year but less than 2 years	More than 2 years		
	1	2	3	4	5=(6+7+8+9+10+)	6	7	8	9	10		11
A WHOLE NEW WORLD TRAVEL EXPRESS	02-01101101-2024-12-2599	2024-12-05	360,000.00	360,000.00	360,000.00	0.00	0.00	0.00	0.00	0.00	0.00	
B. BUEÑA	02-01101101-2024-08-1702	2024-08-15	3,709.06	3,709.06	3,709.06	0.00	0.00	0.00	0.00	0.00	0.00	
B. BUEÑA	02-01101101-2024-12-2743	2024-12-23	750.00	750.00	750.00	0.00	0.00	0.00	0.00	0.00	0.00	
B. LETE	02-01101101-2024-12-2931	2024-12-27	2,060.00	2,060.00	2,060.00	0.00	0.00	0.00	0.00	0.00	0.00	
BIYAHERONG BULAKENYO TRAVEL & TOURS SERVICES	02-01101101-2024-11-2363	2024-11-18	20,858.35	20,858.35	20,858.35	0.00	0.00	0.00	0.00	0.00	0.00	
C. AGRADE	02-01101101-2024-12-2775	2024-12-26	1,710.00	1,710.00	1,710.00	0.00	0.00	0.00	0.00	0.00	0.00	
C. ALONZO	02-01101101-2024-12-2900	2024-12-27	9,084.84	9,084.84	9,084.84	0.00	0.00	0.00	0.00	0.00	0.00	
C. FOLLOSCO	02-01101101-2024-12-2941	2024-12-27	9,600.00	9,600.00	9,600.00	0.00	0.00	0.00	0.00	0.00	0.00	
C. FOLLOSCO	02-01101101-2024-12-2942	2024-12-27	1,080.00	1,080.00	1,080.00	0.00	0.00	0.00	0.00	0.00	0.00	
C. FOLLOSCO	02-01101101-2024-12-2944	2024-12-27	2,270.00	2,270.00	2,270.00	0.00	0.00	0.00	0.00	0.00	0.00	
C. FOLLOSCO	02-01101101-2024-12-2945	2024-12-27	9,600.00	9,600.00	9,600.00	0.00	0.00	0.00	0.00	0.00	0.00	
C. FORTIN	02-01101101-2024-12-2927	2024-12-27	1,200.00	1,200.00	1,200.00	0.00	0.00	0.00	0.00	0.00	0.00	
C. LIM	02-01101101-2024-12-2937	2024-12-27	12,046.00	12,046.00	12,046.00	0.00	0.00	0.00	0.00	0.00	0.00	
C. LIM	02-01101101-2024-12-2938	2024-12-27	10,315.00	10,315.00	10,315.00	0.00	0.00	0.00	0.00	0.00	0.00	
C. LIM	02-01101101-2024-12-2940	2024-12-27	990.00	990.00	990.00	0.00	0.00	0.00	0.00	0.00	0.00	
C. LIMBAG	02-01101101-2024-12-2809	2024-12-27	13,100.00	13,100.00	13,100.00	0.00	0.00	0.00	0.00	0.00	0.00	
C. LIMBAG	02-01101101-2024-12-2832	2024-12-27	1,915.00	1,915.00	1,915.00	0.00	0.00	0.00	0.00	0.00	0.00	
C. LIMBAG	02-01101101-2024-12-2833	2024-12-27	12,970.00	12,970.00	12,970.00	0.00	0.00	0.00	0.00	0.00	0.00	
C. LIMBAG	02-01101101-2024-12-2925	2024-12-27	1,260.00	1,260.00	1,260.00	0.00	0.00	0.00	0.00	0.00	0.00	
C. LOMOSO	02-01101101-2024-12-2868	2024-12-27	1,200.00	1,200.00	1,200.00	0.00	0.00	0.00	0.00	0.00	0.00	
CAPERIG APARTMENT/AVELINO CAPERIG	02-01101101-2024-02-0072	2024-02-02	1,607.14	1,607.14	1,607.14	0.00	0.00	0.00	0.00	0.00	0.00	
CARSA AUTO SERVICE & TRADING CENTER	02-01101101-2024-10-2087	2024-10-02	8,875.00	8,875.00	8,875.00	0.00	0.00	0.00	0.00	0.00	0.00	
CEBU CFI COMMUNITY COOPERATIVE	02-01101101-2024-03-0397	2024-03-19	51,725.52	51,725.52	51,725.52	0.00	0.00	0.00	0.00	0.00	0.00	
CEBU CFI COMMUNITY COOPERATIVE	02-01101101-2024-12-2746	2024-12-23	6,948.52	6,948.52	6,948.52	0.00	0.00	0.00	0.00	0.00	0.00	
CEBU CFI COMMUNITY COOPERATIVE	02-01101101-2024-12-2747	2024-12-23	5,711.12	5,711.12	5,711.12	0.00	0.00	0.00	0.00	0.00	0.00	
C NUÑEZ	02-01101101-2024-12-2870	2024-12-27	4,950.00	4,950.00	4,950.00	0.00	0.00	0.00	0.00	0.00	0.00	
COA TRUST FUND	02-01101101-2024-12-2811	2024-12-27	12,566.88	12,566.88	12,566.88	0.00	0.00	0.00	0.00	0.00	0.00	
D. AMAC	02-01101101-2024-12-2741	2024-12-23	1,950.00	1,950.00	1,950.00	0.00	0.00	0.00	0.00	0.00	0.00	
D. AMAC	02-01101101-2024-12-2744	2024-12-23	450.00	450.00	450.00	0.00	0.00	0.00	0.00	0.00	0.00	
D. AMAC	02-01101101-2024-12-2933	2024-12-27	1,962.00	1,962.00	1,962.00	0.00	0.00	0.00	0.00	0.00	0.00	
D. ANGELES	02-01101101-2024-06-0995	2024-06-03	4,000.00	4,000.00	4,000.00	0.00	0.00	0.00	0.00	0.00	0.00	
D. BOHOL	02-01101101-2024-12-2765	2024-12-26	1,050.00	1,050.00	1,050.00	0.00	0.00	0.00	0.00	0.00	0.00	
D. BOHOL	02-01101101-2024-12-2810	2024-12-27	49,600.00	49,600.00	49,600.00	0.00	0.00	0.00	0.00	0.00	0.00	
D. BOHOL	02-01101101-2024-12-2817	2024-12-27	1,410.00	1,410.00	1,410.00	0.00	0.00	0.00	0.00	0.00	0.00	
D. BOHOL	02-01101101-2024-12-2836	2024-12-27	9,600.00	9,600.00	9,600.00	0.00	0.00	0.00	0.00	0.00	0.00	
D. DEIMOS	02-01101101-2024-12-2754	2024-12-23	4,500.00	4,500.00	4,500.00	0.00	0.00	0.00	0.00	0.00	0.00	
D. DEIMOS	02-01101101-2024-12-2867	2024-12-27	1,320.00	1,320.00	1,320.00	0.00	0.00	0.00	0.00	0.00	0.00	
D.E LINENS AND TEXTILE TRADING	02-01101101-2024-11-2467	2024-11-22	10,675.00	10,675.00	10,675.00	0.00	0.00	0.00	0.00	0.00	0.00	
D. LEYNES	02-01101101-2024-12-2912	2024-12-27	13,100.00	13,100.00	13,100.00	0.00	0.00	0.00	0.00	0.00	0.00	
D. LEYNES	02-01101101-2024-12-2954	2024-12-27	2,728.00	2,728.00	2,728.00	0.00	0.00	0.00	0.00	0.00	0.00	
D. NEGRE	02-01101101-2024-12-2702	2024-12-20	242.32	242.32	242.32	0.00	0.00	0.00	0.00	0.00	0.00	
D. NEGRE	02-01101101-2024-12-2703	2024-12-20	1,699.00	1,699.00	1,699.00	0.00	0.00	0.00	0.00	0.00	0.00	
D. NEGRE	02-01101101-2024-12-2704	2024-12-20	1,896.30	1,896.30	1,896.30	0.00	0.00	0.00	0.00	0.00	0.00	
D. NEGRE	02-01101101-2024-12-2705	2024-12-20	900.00	900.00	900.00	0.00	0.00	0.00	0.00	0.00	0.00	
D. NEGRE	02-01101101-2024-12-2797	2024-12-27	600.00	600.00	600.00	0.00	0.00	0.00	0.00	0.00	0.00	
D. NEGRE	02-01101101-2024-12-2804	2024-12-27	217.97	217.97	217.97	0.00	0.00	0.00	0.00	0.00	0.00	

Department : Department of Agriculture (DA)
 Agency/Entity : Fertilizer and Pesticide Authority
 Operating Unit : < not applicable >
 Organization Code (UACS) : 05 005 0000000
 Fund Cluster : 01 - Regular Agency Fund

(e.g. UACS Fund Cluster: 01-Regular Agency Fund, 02-Foreign Assisted Projects Fund, 03-Special Account-Locally Funded/Domestic Grants Fund, 04-Special Account-Foreign Assisted/Foreign Grants Fund, 05-Internally Generated Funds, 06-Business Related Funds and 07-Trust Receipts)

Name of Creditors	Obligation Request and Status			AGING OF UNPAID OBLIGATIONS								Remarks
	Number	Date	Amount	Amount	90 days & below	91 to 180 days	181 to 270 days	271 to 365/366 days	More than 1 year but less than 2 years	More than 2 years		
				5=(6+7+8+9+10+)	6	7	8	9	10	11		
1	2	3	4	5	6	7	8	9	10	11	12	
D. NEGRE	02-01101101-2024-12-2824	2024-12-27	1,798.00	1,798.00	1,798.00	0.00	0.00	0.00	0.00	0.00	0.00	0.00
D. NEGRE	02-01101101-2024-12-2901	2024-12-27	8,850.00	8,850.00	8,850.00	0.00	0.00	0.00	0.00	0.00	0.00	0.00
D. NEGRE	02-01101101-2024-12-2961	2024-12-27	3,900.00	3,900.00	3,900.00	0.00	0.00	0.00	0.00	0.00	0.00	0.00
D. NEGRE	02-01101101-2024-12-2967	2024-12-27	1,918.00	1,918.00	1,918.00	0.00	0.00	0.00	0.00	0.00	0.00	0.00
E. BARRIDA	02-01101101-2024-12-2755	2024-12-23	7,920.00	7,920.00	7,920.00	0.00	0.00	0.00	0.00	0.00	0.00	0.00
E. BARRIDA	02-01101101-2024-12-2873	2024-12-27	1,200.00	1,200.00	1,200.00	0.00	0.00	0.00	0.00	0.00	0.00	0.00
E. BOJOS	02-01101101-2024-12-2771	2024-12-26	1,315.00	1,315.00	1,315.00	0.00	0.00	0.00	0.00	0.00	0.00	0.00
E. CALAPATIA	02-01101101-2024-12-2684	2024-12-19	7,281.60	7,281.60	7,281.60	0.00	0.00	0.00	0.00	0.00	0.00	0.00
E. CASTAÑAS	02-01101101-2024-12-2737	2024-12-23	12,049.00	12,049.00	12,049.00	0.00	0.00	0.00	0.00	0.00	0.00	0.00
E. CASTAÑAS	02-01101101-2024-12-2907	2024-12-27	3,130.00	3,130.00	3,130.00	0.00	0.00	0.00	0.00	0.00	0.00	0.00
E. CASTAÑAS	02-01101101-2024-12-2943	2024-12-27	1,500.00	1,500.00	1,500.00	0.00	0.00	0.00	0.00	0.00	0.00	0.00
E. PATERNO	02-01101101-2024-06-0991	2024-06-03	3,000.00	3,000.00	3,000.00	0.00	0.00	0.00	0.00	0.00	0.00	0.00
ESTIMO VAN TRANSPORT	02-01101101-2024-11-2470	2024-11-22	84,000.00	84,000.00	84,000.00	0.00	0.00	0.00	0.00	0.00	0.00	0.00
F. BAJA	02-01101101-2024-12-2837	2024-12-27	1,600.00	1,600.00	1,600.00	0.00	0.00	0.00	0.00	0.00	0.00	0.00
F. BAÑAGA	02-01101101-2024-12-2850	2024-12-27	520.00	520.00	520.00	0.00	0.00	0.00	0.00	0.00	0.00	0.00
F. BAÑAGA	02-01101101-2024-12-2910	2024-12-27	15,846.00	15,846.00	15,846.00	0.00	0.00	0.00	0.00	0.00	0.00	0.00
F. BAÑAGA	02-01101101-2024-12-2949	2024-12-27	2,868.00	2,868.00	2,868.00	0.00	0.00	0.00	0.00	0.00	0.00	0.00
F. COSTAS	02-01101101-2024-12-2650	2024-12-18	25,000.00	25,000.00	25,000.00	0.00	0.00	0.00	0.00	0.00	0.00	0.00
F. COSTAS	02-01101101-2024-12-2739	2024-12-23	6,425.00	6,425.00	6,425.00	0.00	0.00	0.00	0.00	0.00	0.00	0.00
F. COSTAS	02-01101101-2024-12-2880	2024-12-27	10,000.00	10,000.00	10,000.00	0.00	0.00	0.00	0.00	0.00	0.00	0.00
F. LIMUN	02-01101101-2024-11-2420	2024-11-21	1,161.65	1,161.65	1,161.65	0.00	0.00	0.00	0.00	0.00	0.00	0.00
F. VILLAMON	02-01101101-2024-12-2726	2024-12-23	1,050.00	1,050.00	1,050.00	0.00	0.00	0.00	0.00	0.00	0.00	0.00
F. VILLAMON	02-01101101-2024-12-2871	2024-12-27	1,600.00	1,600.00	1,600.00	0.00	0.00	0.00	0.00	0.00	0.00	0.00
F. VILLAMON	02-01101101-2024-12-2902	2024-12-27	9,199.95	9,199.95	9,199.95	0.00	0.00	0.00	0.00	0.00	0.00	0.00
FLORITA CAUSON/SBR APARTMENT	02-01101101-2024-01-0024	2024-01-19	24,000.00	24,000.00	24,000.00	0.00	0.00	0.00	0.00	0.00	0.00	0.00
FPA PAYROLL FUND	02-01101101-2024-07-1439	2024-07-11	79,597.58	79,597.58	79,597.58	0.00	0.00	0.00	0.00	0.00	0.00	0.00
FPA PAYROLL FUND	02-01101101-2024-07-1509	2024-07-17	37,558.23	37,558.23	37,558.23	0.00	0.00	0.00	0.00	0.00	0.00	0.00
FPA PAYROLL FUND	02-01101101-2024-07-1552	2024-07-19	14,251.41	14,251.41	14,251.41	0.00	0.00	0.00	0.00	0.00	0.00	0.00
FPA PAYROLL FUND	02-01101101-2024-07-1554	2024-07-19	5,366.55	5,366.55	5,366.55	0.00	0.00	0.00	0.00	0.00	0.00	0.00
FPA PAYROLL FUND	02-01101101-2024-12-2632	2024-12-16	2,941.30	2,941.30	2,941.30	0.00	0.00	0.00	0.00	0.00	0.00	0.00
FPA PAYROLL FUND	02-01101101-2024-12-2633	2024-12-16	108.68	108.68	108.68	0.00	0.00	0.00	0.00	0.00	0.00	0.00
FPA PAYROLL FUND	02-01101101-2024-12-2642	2024-12-18	80.77	80.77	80.77	0.00	0.00	0.00	0.00	0.00	0.00	0.00
FPA PAYROLL FUND	02-01101101-2024-12-2643	2024-12-18	2,420.73	2,420.73	2,420.73	0.00	0.00	0.00	0.00	0.00	0.00	0.00
FPA PAYROLL FUND	02-01101101-2024-12-2782	2024-12-27	52,000.00	52,000.00	52,000.00	0.00	0.00	0.00	0.00	0.00	0.00	0.00
FPA PAYROLL FUND	02-01101101-2024-12-2972	2024-12-27	3,695.42	3,695.42	3,695.42	0.00	0.00	0.00	0.00	0.00	0.00	0.00
FPA PAYROLL FUND	02-01101101-2024-12-2974	2024-12-27	2,476.47	2,476.47	2,476.47	0.00	0.00	0.00	0.00	0.00	0.00	0.00
FPA PAYROLL FUND	02-01102101-2024-10-0030	2024-10-29	10,791.34	10,791.34	10,791.34	0.00	0.00	0.00	0.00	0.00	0.00	0.00
FPA PAYROLL FUND	02-01101101-2024-12-2619	2024-12-10	3,543.76	3,543.76	3,543.76	0.00	0.00	0.00	0.00	0.00	0.00	0.00
G. ATOLE	02-01101101-2024-12-2752	2024-12-23	5,700.00	5,700.00	5,700.00	0.00	0.00	0.00	0.00	0.00	0.00	0.00
G. ORBISTA	02-01101101-2024-12-2950	2024-12-27	1,330.00	1,330.00	1,330.00	0.00	0.00	0.00	0.00	0.00	0.00	0.00
G. ORBISTA	02-01101101-2024-12-2970	2024-12-27	2,135.00	2,135.00	2,135.00	0.00	0.00	0.00	0.00	0.00	0.00	0.00
G. VILLEGAS-PANGGA	02-01101101-2024-06-0989	2024-06-03	3,000.00	3,000.00	3,000.00	0.00	0.00	0.00	0.00	0.00	0.00	0.00
GRANDLAND RESOURCES CORPORATION	02-01101101-2024-12-2795	2024-12-27	412.30	412.30	412.30	0.00	0.00	0.00	0.00	0.00	0.00	0.00
GRANDLAND RESOURCES CORPORATION	02-01101101-2024-12-2796	2024-12-27	4,124.25	4,124.25	4,124.25	0.00	0.00	0.00	0.00	0.00	0.00	0.00
GRANDLAND RESOURCES CORPORATION	02-01101101-2024-01-0006	2024-01-09	3,025.00	3,025.00	3,025.00	0.00	0.00	0.00	0.00	0.00	0.00	0.00
GUILL-BERN CORPORATION	02-01101101-2024-11-2290A	2024-11-11	2,321.87	2,321.87	2,321.87	0.00	0.00	0.00	0.00	0.00	0.00	0.00
H. CAYABAN, JR.	02-01101101-2024-12-2672	2024-12-18	9,150.00	9,150.00	9,150.00	0.00	0.00	0.00	0.00	0.00	0.00	0.00

Department : Department of Agriculture (DA)
 Agency/Entity : Fertilizer and Pesticide Authority
 Operating Unit : < not applicable >
 Organization Code (UACS) : 05 005 0000000
 Fund Cluster : 01 - Regular Agency Fund

(e.g. UACS Fund Cluster: 01-Regular Agency Fund, 02-Foreign Assisted Projects Fund, 03-Special Account-Locally Funded/Domestic Grants Fund, 04-Special Account-Foreign Assisted/Foreign Grants Fund, 05-Internally Generated Funds, 06-Business Related Funds and 07-Trust Receipts)

Name of Creditors	Obligation Request and Status			AGING OF UNPAID OBLIGATIONS										Remarks
	Number	Date	Amount	Amount	90 days & below	91 to 180 days	181 to 270 days	271 to 365/366 days	More than 1 year but less than 2 years	More than 2 years				
				5=(6+7+8+9+10+)	6	7	8	9	10	11				
1	2	3	4	5	6	7	8	9	10	11	12			
H. CAYABAN, JR.	02-01101101-2024-12-2963	2024-12-27	2,803.00	2,803.00	2,803.00	0.00	0.00	0.00	0.00	0.00				
I. LAYAG	02-01101101-2024-12-2861	2024-12-27	111,065.99	111,065.99	111,065.99	0.00	0.00	0.00	0.00	0.00				
I. RASALAN	02-01101101-2024-12-2877	2024-12-27	3,894.00	3,894.00	3,894.00	0.00	0.00	0.00	0.00	0.00				
I. RASAY	02-01101101-2024-12-2814	2024-12-27	8,100.00	8,100.00	8,100.00	0.00	0.00	0.00	0.00	0.00				
INTERLAB ANALYTICS AND SCIENTIFIC SUPPLIES, INC.	02-01101101-2024-06-1082	2024-06-14	17,619.64	17,619.64	17,619.64	0.00	0.00	0.00	0.00	0.00				
J. ATILLO	02-01101101-2024-12-2708	2024-12-20	1,215.00	1,215.00	1,215.00	0.00	0.00	0.00	0.00	0.00				
J. ATILLO	02-01101101-2024-12-2719	2024-12-20	3,485.00	3,485.00	3,485.00	0.00	0.00	0.00	0.00	0.00				
J. ATILLO	02-01101101-2024-12-2720	2024-12-20	7,995.00	7,995.00	7,995.00	0.00	0.00	0.00	0.00	0.00				
J. ATILLO	02-01101101-2024-12-2800	2024-12-27	1,400.00	1,400.00	1,400.00	0.00	0.00	0.00	0.00	0.00				
J. BADUYEN	02-01101101-2024-12-2807	2024-12-27	13,100.00	13,100.00	13,100.00	0.00	0.00	0.00	0.00	0.00				
J. BELTRAN	02-01101101-2024-06-0992	2024-06-03	3,000.00	3,000.00	3,000.00	0.00	0.00	0.00	0.00	0.00				
J. CANDA	02-01101101-2024-12-2711	2024-12-20	4,340.00	4,340.00	4,340.00	0.00	0.00	0.00	0.00	0.00				
J. CANDA	02-01101101-2024-12-2712	2024-12-20	1,356.00	1,356.00	1,356.00	0.00	0.00	0.00	0.00	0.00				
J. CANDA	02-01101101-2024-12-2713	2024-12-20	9,240.00	9,240.00	9,240.00	0.00	0.00	0.00	0.00	0.00				
J. CANDA	02-01101101-2024-12-2802	2024-12-27	1,800.00	1,800.00	1,800.00	0.00	0.00	0.00	0.00	0.00				
J. CANO	02-01101101-2024-12-2770	2024-12-26	1,220.00	1,220.00	1,220.00	0.00	0.00	0.00	0.00	0.00				
J. COFINO	02-01101101-2024-09-1900	2024-09-16	3,294.82	3,294.82	3,294.82	0.00	0.00	0.00	0.00	0.00				
J. DE LEON	02-01101101-2024-12-2948	2024-12-27	1,950.00	1,950.00	1,950.00	0.00	0.00	0.00	0.00	0.00				
J. DE LUNA	02-01101101-2024-12-2760	2024-12-23	10,200.41	10,200.41	10,200.41	0.00	0.00	0.00	0.00	0.00				
J. GABIANO	02-01101101-2024-12-2787	2024-12-27	1,350.00	1,350.00	1,350.00	0.00	0.00	0.00	0.00	0.00				
J. LANSANGAN	02-01101101-2024-12-2789	2024-12-27	750.00	750.00	750.00	0.00	0.00	0.00	0.00	0.00				
J. LOPEZ	02-01101101-2024-12-2947	2024-12-27	1,990.00	1,990.00	1,990.00	0.00	0.00	0.00	0.00	0.00				
J. MARTINEZ	02-01101101-2024-12-2883	2024-12-27	9,000.00	9,000.00	9,000.00	0.00	0.00	0.00	0.00	0.00				
J. MURING	02-01101101-2024-12-2904	2024-12-27	9,493.94	9,493.94	9,493.94	0.00	0.00	0.00	0.00	0.00				
J. NOSURA	02-01101101-2024-12-2906	2024-12-27	3,580.00	3,580.00	3,580.00	0.00	0.00	0.00	0.00	0.00				
J. PABALATE	02-01101101-2024-12-2803	2024-12-27	1,500.00	1,500.00	1,500.00	0.00	0.00	0.00	0.00	0.00				
J. PABALATE	02-01101101-2024-12-2860	2024-12-27	111,065.99	111,065.99	111,065.99	0.00	0.00	0.00	0.00	0.00				
J. PASCUA	02-01101101-2024-12-2772	2024-12-26	1,200.00	1,200.00	1,200.00	0.00	0.00	0.00	0.00	0.00				
J. PUNO	02-01101101-2024-12-2891	2024-12-27	6,000.00	6,000.00	6,000.00	0.00	0.00	0.00	0.00	0.00				
J. RANOLA	02-01101101-2024-12-2855	2024-12-27	49,735.50	49,735.50	49,735.50	0.00	0.00	0.00	0.00	0.00				
J. RECENTE	02-01101101-2024-01-0008	2024-01-11	2,946.42	2,946.42	2,946.42	0.00	0.00	0.00	0.00	0.00				
J. SAHAGUN	02-01101101-2024-12-2893	2024-12-27	6,000.00	6,000.00	6,000.00	0.00	0.00	0.00	0.00	0.00				
J. UMEREZ	02-01101101-2024-12-2951	2024-12-27	1,330.00	1,330.00	1,330.00	0.00	0.00	0.00	0.00	0.00				
J. VALDEZ	02-01101101-2024-10-2115	2024-10-07	1,922.13	1,922.13	1,922.13	0.00	0.00	0.00	0.00	0.00				
J. VALDEZ	02-01101101-2024-12-2710	2024-12-20	1,100.00	1,100.00	1,100.00	0.00	0.00	0.00	0.00	0.00				
J. VALDEZ	02-01101101-2024-12-2894	2024-12-27	7,850.00	7,850.00	7,850.00	0.00	0.00	0.00	0.00	0.00				
J & D RAMOS INDUSTRIAL	02-01101101-2024-10-2117	2024-10-07	51,691.05	51,691.05	51,691.05	0.00	0.00	0.00	0.00	0.00				
JFT ELECTRO-MECH SYSTEMS & CONTROLS CORPORATION	02-01102101-2024-11-0084	2024-11-13	2,800.00	2,800.00	2,800.00	0.00	0.00	0.00	0.00	0.00				
K. APOSTOL	02-01101101-2024-12-2715	2024-12-20	13,100.00	13,100.00	13,100.00	0.00	0.00	0.00	0.00	0.00				
K. DIZON	02-01101101-2024-12-2761	2024-12-23	8,597.40	8,597.40	8,597.40	0.00	0.00	0.00	0.00	0.00				
K. MABANAG	02-01101101-2024-12-2768	2024-12-26	13,100.00	13,100.00	13,100.00	0.00	0.00	0.00	0.00	0.00				
K. MABANAG	02-01101101-2024-12-2919	2024-12-27	3,103.00	3,103.00	3,103.00	0.00	0.00	0.00	0.00	0.00				
K. MABANAG	02-01101101-2024-12-2794	2024-12-27	238.00	238.00	238.00	0.00	0.00	0.00	0.00	0.00				
K. MINGUEZ	02-01101101-2024-12-2934	2024-12-27	697.00	697.00	697.00	0.00	0.00	0.00	0.00	0.00				
KAV TRAVEL AND TOURS OPC	02-01101101-2024-12-2600	2024-12-05	45,538.55	45,538.55	45,538.55	0.00	0.00	0.00	0.00	0.00				
KL LUCENA REALTY	02-01101101-2024-01-0007	2024-01-11	2,882.55	2,882.55	2,882.55	0.00	0.00	0.00	0.00	0.00				

Department : Department of Agriculture (DA)
 Agency/Entity : Fertilizer and Pesticide Authority
 Operating Unit : < not applicable >
 Organization Code (UACS) : 05 005 0000000
 Fund Cluster : 01 - Regular Agency Fund

(e.g. UACS Fund Cluster: 01-Regular Agency Fund, 02-Foreign Assisted Projects Fund, 03-Special Account-Locally Funded/Domestic Grants Fund, 04-Special Account-Foreign Assisted/Foreign Grants Fund, 05-Internally Generated Funds, 06-Business Related Funds and 07-Trust Receipts)

Name of Creditors	Obligation Request and Status			AGING OF UNPAID OBLIGATIONS								Remarks
	Number	Date	Amount	Amount	90 days & below	91 to 180 days	181 to 270 days	271 to 365/366 days	More than 1 year but less than 2 years	More than 2 years		
				5=(6+7+8+9+10+)	6	7	8	9	10	11		
1	2	3	4	5	6	7	8	9	10	11	12	
L. ATULI	02-01101101-2024-12-2930	2024-12-27	1,200.00	1,200.00	1,200.00	0.00	0.00	0.00	0.00	0.00	0.00	
L. PALARAO	02-01101101-2024-12-2924	2024-12-27	850.00	850.00	850.00	0.00	0.00	0.00	0.00	0.00	0.00	
L. SAJOL	02-01101101-2024-12-2740	2024-12-23	6,140.00	6,140.00	6,140.00	0.00	0.00	0.00	0.00	0.00	0.00	
L. SAJOL	02-01101101-2024-12-2888	2024-12-27	1,770.00	1,770.00	1,770.00	0.00	0.00	0.00	0.00	0.00	0.00	
L. SAJOL	02-01101101-2024-12-2889	2024-12-27	10,580.00	10,580.00	10,580.00	0.00	0.00	0.00	0.00	0.00	0.00	
L. SAJOL	02-01101101-2024-12-2890	2024-12-27	11,162.99	11,162.99	11,162.99	0.00	0.00	0.00	0.00	0.00	0.00	
L. SAJOL	02-01101101-2024-12-2895	2024-12-27	1,080.00	1,080.00	1,080.00	0.00	0.00	0.00	0.00	0.00	0.00	
LIBCAP SUPER EXPRESS CORPORATION	02-01101101-2024-12-2798	2024-12-27	672.00	672.00	672.00	0.00	0.00	0.00	0.00	0.00	0.00	
LIBCAP SUPER EXPRESS CORPORATION	02-01101101-2024-12-2808	2024-12-27	560.00	560.00	560.00	0.00	0.00	0.00	0.00	0.00	0.00	
LOLA CORAZON LEISURE FARM CORPORATION	02-01101101-2024-12-2601	2024-12-05	142,403.76	142,403.76	142,403.76	0.00	0.00	0.00	0.00	0.00	0.00	
M. AGLUBA	02-01101101-2024-12-2738	2024-12-23	7,025.00	7,025.00	7,025.00	0.00	0.00	0.00	0.00	0.00	0.00	
M. AGLUBA	02-01101101-2024-12-2973	2024-12-27	373.33	373.33	373.33	0.00	0.00	0.00	0.00	0.00	0.00	
M. BERNALDEZ	02-01101101-2024-08-1628	2024-08-06	3,224.64	3,224.64	3,224.64	0.00	0.00	0.00	0.00	0.00	0.00	
M. BERNALDEZ	02-01101101-2024-12-2692	2024-12-20	450.00	450.00	450.00	0.00	0.00	0.00	0.00	0.00	0.00	
M. CALLEJA	02-01101101-2024-12-2732	2024-12-23	4,562.79	4,562.79	4,562.79	0.00	0.00	0.00	0.00	0.00	0.00	
M. CALLEJA	02-01101101-2024-12-2733	2024-12-23	768.00	768.00	768.00	0.00	0.00	0.00	0.00	0.00	0.00	
M. CALLEJA	02-01101101-2024-12-2734	2024-12-23	1,599.00	1,599.00	1,599.00	0.00	0.00	0.00	0.00	0.00	0.00	
M. CALLEJA	02-01101101-2024-12-2735	2024-12-23	2,263.64	2,263.64	2,263.64	0.00	0.00	0.00	0.00	0.00	0.00	
M. CALLEJA	02-01101101-2024-12-2885	2024-12-27	9,600.00	9,600.00	9,600.00	0.00	0.00	0.00	0.00	0.00	0.00	
M. CALLEJA	02-01101101-2024-12-2886	2024-12-27	1,599.00	1,599.00	1,599.00	0.00	0.00	0.00	0.00	0.00	0.00	
M. CALLEJA	02-01101101-2024-12-2887	2024-12-27	9,600.00	9,600.00	9,600.00	0.00	0.00	0.00	0.00	0.00	0.00	
M. CUENTO	02-01101101-2024-12-2777	2024-12-26	1,980.00	1,980.00	1,980.00	0.00	0.00	0.00	0.00	0.00	0.00	
M. CUENTO	02-01101101-2024-12-2875	2024-12-27	1,200.00	1,200.00	1,200.00	0.00	0.00	0.00	0.00	0.00	0.00	
M. CUENTO	02-01101101-2024-12-2876	2024-12-27	1,760.00	1,760.00	1,760.00	0.00	0.00	0.00	0.00	0.00	0.00	
M. DEBLOIS	02-01101101-2024-12-2696	2024-12-20	660.00	660.00	660.00	0.00	0.00	0.00	0.00	0.00	0.00	
M. JUAN	02-01101101-2024-12-2695	2024-12-20	2,100.00	2,100.00	2,100.00	0.00	0.00	0.00	0.00	0.00	0.00	
M. LARGA	02-01101101-2024-12-2788	2024-12-27	3,500.00	3,500.00	3,500.00	0.00	0.00	0.00	0.00	0.00	0.00	
M. LARGA	02-01101101-2024-12-2839	2024-12-27	754.72	754.72	754.72	0.00	0.00	0.00	0.00	0.00	0.00	
M. LARGA	02-01101101-2024-12-2842	2024-12-27	1,990.00	1,990.00	1,990.00	0.00	0.00	0.00	0.00	0.00	0.00	
M. LARGA	02-01101101-2024-12-2843	2024-12-27	3,000.00	3,000.00	3,000.00	0.00	0.00	0.00	0.00	0.00	0.00	
M. LARGA	02-01101101-2024-12-2851	2024-12-27	9,600.00	9,600.00	9,600.00	0.00	0.00	0.00	0.00	0.00	0.00	
M. LARGA	02-01101101-2024-12-2856	2024-12-27	598.00	598.00	598.00	0.00	0.00	0.00	0.00	0.00	0.00	
M. LARGA	02-01101101-2024-12-2858	2024-12-27	1,648.36	1,648.36	1,648.36	0.00	0.00	0.00	0.00	0.00	0.00	
M. NAPALIT	02-01101101-2024-12-2965	2024-12-27	750.00	750.00	750.00	0.00	0.00	0.00	0.00	0.00	0.00	
M. NAPALIT	02-01101101-2024-12-2968	2024-12-27	2,880.00	2,880.00	2,880.00	0.00	0.00	0.00	0.00	0.00	0.00	
M. QUERIJERO	02-01101101-2024-12-2864	2024-12-27	111,065.99	111,065.99	111,065.99	0.00	0.00	0.00	0.00	0.00	0.00	
M. QUERIJERO	02-01101101-2024-12-2916	2024-12-27	950.00	950.00	950.00	0.00	0.00	0.00	0.00	0.00	0.00	
M. QUERIJERO	02-01101101-2024-12-2917	2024-12-27	1,260.00	1,260.00	1,260.00	0.00	0.00	0.00	0.00	0.00	0.00	
M. QUERIJERO	02-01101101-2024-12-2918	2024-12-27	5,000.00	5,000.00	5,000.00	0.00	0.00	0.00	0.00	0.00	0.00	
M. SALITA	02-01101101-2024-12-2776	2024-12-26	3,300.00	3,300.00	3,300.00	0.00	0.00	0.00	0.00	0.00	0.00	
M. SEMINIANO	02-01101101-2024-12-2953	2024-12-27	1,330.00	1,330.00	1,330.00	0.00	0.00	0.00	0.00	0.00	0.00	
M. TABIGUE	02-01101101-2024-12-2812	2024-12-27	580.70	580.70	580.70	0.00	0.00	0.00	0.00	0.00	0.00	
M. TABIGUE	02-01101101-2024-12-2958	2024-12-27	2,199.00	2,199.00	2,199.00	0.00	0.00	0.00	0.00	0.00	0.00	
M. TABIGUE	02-01101101-2024-12-2959	2024-12-27	520.00	520.00	520.00	0.00	0.00	0.00	0.00	0.00	0.00	
M. TUICO	02-01101101-2024-12-2682	2024-12-19	13,100.00	13,100.00	13,100.00	0.00	0.00	0.00	0.00	0.00	0.00	
M. TUICO	02-01101101-2024-12-2766	2024-12-26	1,450.00	1,450.00	1,450.00	0.00	0.00	0.00	0.00	0.00	0.00	
M. TUICO	02-01101101-2024-12-2834	2024-12-27	1,710.00	1,710.00	1,710.00	0.00	0.00	0.00	0.00	0.00	0.00	

Department : Department of Agriculture (DA)
 Agency/Entity : Fertilizer and Pesticide Authority
 Operating Unit : < not applicable >
 Organization Code (UACS) : 05 005 0000000
 Fund Cluster : 01 - Regular Agency Fund

(e.g. UACS Fund Cluster: 01-Regular Agency Fund, 02-Foreign Assisted Projects Fund, 03-Special Account-Locally Funded/Domestic Grants Fund, 04-Special Account-Foreign Assisted/Foreign Grants Fund, 05-Internally Generated Funds, 06-Business Related Funds and 07-Trust Receipts)

Name of Creditors	Obligation Request and Status			AGING OF UNPAID OBLIGATIONS										Remarks
	Number	Date	Amount	Amount	90 days & below	91 to 180 days	181 to 270 days	271 to 365/366 days	More than 1 year but less than 2 years	More than 2 years				
				5=(6+7+8+9+10+)	6	7	8	9	10	11	12			
MANILA WATER COMPANY INC.	02-01101101-2024-12-2617	2024-12-10	1,554.38	1,554.38	1,554.38	0.00	0.00	0.00	0.00	0.00	0.00	0.00		
MERALCO	02-01101101-2024-12-2854	2024-12-27	371,529.22	371,529.22	371,529.22	0.00	0.00	0.00	0.00	0.00	0.00	0.00		
MERALCO	02-01102101-2024-12-0136	2024-12-05	23,076.39	23,076.39	23,076.39	0.00	0.00	0.00	0.00	0.00	0.00	0.00		
N. AGGANGAN	02-01101101-2024-06-0993	2024-06-03	3,000.00	3,000.00	3,000.00	0.00	0.00	0.00	0.00	0.00	0.00	0.00		
N. BALIUAG, JR.	02-01101101-2024-12-2792	2024-12-27	9,600.00	9,600.00	9,600.00	0.00	0.00	0.00	0.00	0.00	0.00	0.00		
N. BALIUAG, JR.	02-01101101-2024-12-2962	2024-12-27	3,200.00	3,200.00	3,200.00	0.00	0.00	0.00	0.00	0.00	0.00	0.00		
N. ESTABILLO	02-01101101-2024-12-2729	2024-12-23	4,330.07	4,330.07	4,330.07	0.00	0.00	0.00	0.00	0.00	0.00	0.00		
N. TABLADA	02-01101101-2024-12-2785	2024-12-27	9,600.00	9,600.00	9,600.00	0.00	0.00	0.00	0.00	0.00	0.00	0.00		
N. TABLADA	02-01101101-2024-12-2911	2024-12-27	4,235.00	4,235.00	4,235.00	0.00	0.00	0.00	0.00	0.00	0.00	0.00		
NEST-LB TRANSPORT SERVICES	02-01101101-2024-11-2560	2024-11-28	47,000.00	47,000.00	47,000.00	0.00	0.00	0.00	0.00	0.00	0.00	0.00		
NEW AGE GRAPHICS INC.	02-01101101-2024-11-2290	2024-11-11	26,646.87	26,646.87	26,646.87	0.00	0.00	0.00	0.00	0.00	0.00	0.00		
NEWARK SPRING WATER CORP.	02-01101101-2024-01-0040	2024-01-24	3,520.18	3,520.18	3,520.18	0.00	0.00	0.00	0.00	0.00	0.00	0.00		
OFFICE OF THE SOLICITOR GENERAL (OSG)	02-01101101-2024-12-2691	2024-12-20	93,000.00	93,000.00	93,000.00	0.00	0.00	0.00	0.00	0.00	0.00	0.00		
P. ALFUENTE	02-01101101-2024-12-2815	2024-12-27	13,100.00	13,100.00	13,100.00	0.00	0.00	0.00	0.00	0.00	0.00	0.00		
P. ALFUENTE	02-01101101-2024-12-2816	2024-12-27	1,800.00	1,800.00	1,800.00	0.00	0.00	0.00	0.00	0.00	0.00	0.00		
P. ALFUENTE	02-01101101-2024-12-2838	2024-12-27	1,910.00	1,910.00	1,910.00	0.00	0.00	0.00	0.00	0.00	0.00	0.00		
PETRON CORPORATION	02-01101101-2024-01-0047	2024-01-26	271,352.57	271,352.57	271,352.57	0.00	0.00	0.00	0.00	0.00	0.00	0.00		
PINE VALLEY CORPORATION	02-01101101-2024-01-0025	2024-01-19	2,625.00	2,625.00	2,625.00	0.00	0.00	0.00	0.00	0.00	0.00	0.00		
PLDT, INC.	02-01101101-2024-12-2575	2024-12-02	210.00	210.00	210.00	0.00	0.00	0.00	0.00	0.00	0.00	0.00		
PLDT, INC.	02-01101101-2024-12-2647	2024-12-18	125.00	125.00	125.00	0.00	0.00	0.00	0.00	0.00	0.00	0.00		
PLDT, INC.	02-01101101-2024-12-2699	2024-12-20	1,410.15	1,410.15	1,410.15	0.00	0.00	0.00	0.00	0.00	0.00	0.00		
PLDT, INC.	02-01101101-2024-12-2700	2024-12-20	1,410.15	1,410.15	1,410.15	0.00	0.00	0.00	0.00	0.00	0.00	0.00		
PLDT, INC.	02-01101101-2024-12-2701	2024-12-20	1,410.15	1,410.15	1,410.15	0.00	0.00	0.00	0.00	0.00	0.00	0.00		
PLDT, INC.	02-01101101-2024-12-2745	2024-12-23	2,000.01	2,000.01	2,000.01	0.00	0.00	0.00	0.00	0.00	0.00	0.00		
PLDT, INC.	02-01101101-2024-12-2748	2024-12-23	1,410.15	1,410.15	1,410.15	0.00	0.00	0.00	0.00	0.00	0.00	0.00		
PLDT, INC.	02-01101101-2024-12-2749	2024-12-23	23,520.00	23,520.00	23,520.00	0.00	0.00	0.00	0.00	0.00	0.00	0.00		
PLDT, INC.	02-01101101-2024-12-2750	2024-12-23	1,410.15	1,410.15	1,410.15	0.00	0.00	0.00	0.00	0.00	0.00	0.00		
PLDT, INC.	02-01101101-2024-12-2751	2024-12-23	1,410.15	1,410.15	1,410.15	0.00	0.00	0.00	0.00	0.00	0.00	0.00		
PLDT, INC.	02-01101101-2024-12-2756	2024-12-23	1,410.15	1,410.15	1,410.15	0.00	0.00	0.00	0.00	0.00	0.00	0.00		
PLDT, INC.	02-01101101-2024-12-2757	2024-12-23	1,410.15	1,410.15	1,410.15	0.00	0.00	0.00	0.00	0.00	0.00	0.00		
PLDT, INC.	02-01101101-2024-12-2758	2024-12-23	1,410.15	1,410.15	1,410.15	0.00	0.00	0.00	0.00	0.00	0.00	0.00		
PLDT, INC.	02-01101101-2024-12-2762	2024-12-23	1,410.15	1,410.15	1,410.15	0.00	0.00	0.00	0.00	0.00	0.00	0.00		
PLDT, INC.	02-01101101-2024-12-2763	2024-12-23	1,410.15	1,410.15	1,410.15	0.00	0.00	0.00	0.00	0.00	0.00	0.00		
PLDT, INC.	02-01101101-2024-12-2773	2024-12-26	1,410.10	1,410.10	1,410.10	0.00	0.00	0.00	0.00	0.00	0.00	0.00		
R. ALFOR	02-01101101-2024-12-2753	2024-12-23	7,920.00	7,920.00	7,920.00	0.00	0.00	0.00	0.00	0.00	0.00	0.00		
R. ALFOR	02-01101101-2024-12-2869	2024-12-27	1,200.00	1,200.00	1,200.00	0.00	0.00	0.00	0.00	0.00	0.00	0.00		
R. BAUTISTA	02-01101101-2024-12-2728	2024-12-23	1,922.20	1,922.20	1,922.20	0.00	0.00	0.00	0.00	0.00	0.00	0.00		
R. BILLIG	02-01101101-2024-12-2882	2024-12-27	9,640.00	9,640.00	9,640.00	0.00	0.00	0.00	0.00	0.00	0.00	0.00		
R. BILLIG	02-01101101-2024-12-2921	2024-12-27	1,080.00	1,080.00	1,080.00	0.00	0.00	0.00	0.00	0.00	0.00	0.00		
R. BOCTOT	02-01101101-2024-12-2896	2024-12-27	5,940.00	5,940.00	5,940.00	0.00	0.00	0.00	0.00	0.00	0.00	0.00		
R. BOCTOT	02-01101101-2024-12-2897	2024-12-27	950.00	950.00	950.00	0.00	0.00	0.00	0.00	0.00	0.00	0.00		
R. BOCTOT	02-01101101-2024-12-2898	2024-12-27	1,432.00	1,432.00	1,432.00	0.00	0.00	0.00	0.00	0.00	0.00	0.00		
R. BOCTOT	02-01101101-2024-12-2899	2024-12-27	9,600.00	9,600.00	9,600.00	0.00	0.00	0.00	0.00	0.00	0.00	0.00		
R. CONDA	02-01101101-2024-12-2778	2024-12-26	11,711.00	11,711.00	11,711.00	0.00	0.00	0.00	0.00	0.00	0.00	0.00		
R. CREDO	02-01101101-2024-12-2606	2024-12-10	555.50	555.50	555.50	0.00	0.00	0.00	0.00	0.00	0.00	0.00		
R. CREDO	02-01101101-2024-12-2607	2024-12-10	86.08	86.08	86.08	0.00	0.00	0.00	0.00	0.00	0.00	0.00		
R. CREDO	02-01101101-2024-12-2884	2024-12-27	9,600.00	9,600.00	9,600.00	0.00	0.00	0.00	0.00	0.00	0.00	0.00		

Department : Department of Agriculture (DA)
 Agency/Entity : Fertilizer and Pesticide Authority
 Operating Unit : < not applicable >
 Organization Code (UACS) : 05 005 0000000
 Fund Cluster : 01 - Regular Agency Fund

(e.g. UACS Fund Cluster: 01-Regular Agency Fund, 02-Foreign Assisted Projects Fund, 03-Special Account-Locally Funded/Domestic Grants Fund, 04-Special Account-Foreign Assisted/Foreign Grants Fund, 05-Internally Generated Funds, 06-Business Related Funds and 07-Trust Receipts)

Name of Creditors	Obligation Request and Status			AGING OF UNPAID OBLIGATIONS								Remarks
	Number	Date	Amount	Amount	90 days & below	91 to 180 days	181 to 270 days	271 to 365/366 days	More than 1 year but less than 2 years	More than 2 years		
				5=(6+7+8+9+10+	6	7	8	9	10	11		
1	2	3	4	5=(6+7+8+9+10+	6	7	8	9	10	11	12	
R. CREDO	02-01101101-2024-12-2920	2024-12-27	1,200.00	1,200.00	1,200.00	0.00	0.00	0.00	0.00	0.00	0.00	
R. DOCTOLERO, JR.	02-01101101-2024-12-2790	2024-12-27	3,960.00	3,960.00	3,960.00	0.00	0.00	0.00	0.00	0.00	0.00	
R. DOCTOLERO, JR.	02-01101101-2024-12-2936	2024-12-27	4,140.00	4,140.00	4,140.00	0.00	0.00	0.00	0.00	0.00	0.00	
R. GELLADULA	02-01101101-2024-12-2866	2024-12-27	1,200.00	1,200.00	1,200.00	0.00	0.00	0.00	0.00	0.00	0.00	
R. GELLADULA	02-01101101-2024-12-2905	2024-12-27	7,920.00	7,920.00	7,920.00	0.00	0.00	0.00	0.00	0.00	0.00	
R. GOHA-OD	02-01101101-2024-12-2698	2024-12-20	12,310.00	12,310.00	12,310.00	0.00	0.00	0.00	0.00	0.00	0.00	
R. GOHA-OD	02-01101101-2024-12-2929	2024-12-27	2,280.00	2,280.00	2,280.00	0.00	0.00	0.00	0.00	0.00	0.00	
R. JOSE	02-01101101-2024-12-2827	2024-12-27	1,350.00	1,350.00	1,350.00	0.00	0.00	0.00	0.00	0.00	0.00	
R. JOSE	02-01101101-2024-12-2908	2024-12-27	3,250.00	3,250.00	3,250.00	0.00	0.00	0.00	0.00	0.00	0.00	
R. JOSE	02-01101101-2024-12-2946	2024-12-27	1,200.00	1,200.00	1,200.00	0.00	0.00	0.00	0.00	0.00	0.00	
R. LIMUN	02-01101101-2024-12-2915	2024-12-27	1,320.00	1,320.00	1,320.00	0.00	0.00	0.00	0.00	0.00	0.00	
R. MALAZAR	02-01101101-2024-12-2865	2024-12-27	1,550.00	1,550.00	1,550.00	0.00	0.00	0.00	0.00	0.00	0.00	
R. MALAZAR	02-01101101-2024-12-2874	2024-12-27	2,960.00	2,960.00	2,960.00	0.00	0.00	0.00	0.00	0.00	0.00	
R. REYES	02-01101101-2024-12-2742	2024-12-23	450.00	450.00	450.00	0.00	0.00	0.00	0.00	0.00	0.00	
R. REYES	02-01101101-2024-12-2813	2024-12-27	11,853.00	11,853.00	11,853.00	0.00	0.00	0.00	0.00	0.00	0.00	
R. REYES	02-01101101-2024-12-2863	2024-12-27	111,161.49	111,161.49	111,161.49	0.00	0.00	0.00	0.00	0.00	0.00	
R. SALVADOR	02-01101101-2024-12-2913	2024-12-27	13,100.00	13,100.00	13,100.00	0.00	0.00	0.00	0.00	0.00	0.00	
R. SALVADOR	02-01101101-2024-12-2932	2024-12-27	3,493.00	3,493.00	3,493.00	0.00	0.00	0.00	0.00	0.00	0.00	
R. SARMIENTO	02-01101101-2024-12-2846	2024-12-27	2,198.00	2,198.00	2,198.00	0.00	0.00	0.00	0.00	0.00	0.00	
R. SARMIENTO	02-01101101-2024-12-2849	2024-12-27	2,468.00	2,468.00	2,468.00	0.00	0.00	0.00	0.00	0.00	0.00	
R. SUGUITAN, JR.	02-01101101-2024-12-2759	2024-12-23	1,320.00	1,320.00	1,320.00	0.00	0.00	0.00	0.00	0.00	0.00	
R. TANDUYAN	02-01101101-2024-12-2769	2024-12-26	1,315.00	1,315.00	1,315.00	0.00	0.00	0.00	0.00	0.00	0.00	
R. TANGUID	02-01101101-2024-12-2653	2024-12-18	10,260.00	10,260.00	10,260.00	0.00	0.00	0.00	0.00	0.00	0.00	
R. TANGUID	02-01101101-2024-12-2774	2024-12-26	1,630.00	1,630.00	1,630.00	0.00	0.00	0.00	0.00	0.00	0.00	
R. TANGUID	02-01101101-2024-12-2791	2024-12-27	21,500.00	21,500.00	21,500.00	0.00	0.00	0.00	0.00	0.00	0.00	
R. TANGUID	02-01101101-2024-12-2878	2024-12-27	362.50	362.50	362.50	0.00	0.00	0.00	0.00	0.00	0.00	
R. TANGUID	02-01101101-2024-12-2879	2024-12-27	217.50	217.50	217.50	0.00	0.00	0.00	0.00	0.00	0.00	
R. TANGUID	02-01101101-2024-12-2922	2024-12-27	1,460.00	1,460.00	1,460.00	0.00	0.00	0.00	0.00	0.00	0.00	
R. TANGUID	02-01101101-2024-12-2935	2024-12-27	610.00	610.00	610.00	0.00	0.00	0.00	0.00	0.00	0.00	
S. ALCAIDE	02-01101101-2024-12-2784	2024-12-27	7,700.00	7,700.00	7,700.00	0.00	0.00	0.00	0.00	0.00	0.00	
S. ALCAIDE	02-01101101-2024-12-2859	2024-12-27	110,765.99	110,765.99	110,765.99	0.00	0.00	0.00	0.00	0.00	0.00	
S. DREU	02-01101101-2024-12-2862	2024-12-27	111,065.99	111,065.99	111,065.99	0.00	0.00	0.00	0.00	0.00	0.00	
S. TECSON	02-01101101-2024-12-2881	2024-12-27	17,038.40	17,038.40	17,038.40	0.00	0.00	0.00	0.00	0.00	0.00	
SOUTH COTABATO I ELECTRIC COOP, INC.	02-01101101-2024-12-2805	2024-12-27	7,216.82	7,216.82	7,216.82	0.00	0.00	0.00	0.00	0.00	0.00	
SOUTH COTABATO I ELECTRIC COOP, INC.	02-01101101-2024-12-2806	2024-12-27	7,290.98	7,290.98	7,290.98	0.00	0.00	0.00	0.00	0.00	0.00	
SOUTH COTABATO I ELECTRIC COOP, INC.	02-01101101-2024-12-2564	2024-12-02	253.54	253.54	253.54	0.00	0.00	0.00	0.00	0.00	0.00	
STEPHANIE JANE/CHAN-NCS BLDG.	02-01101101-2024-01-0021	2024-01-19	937.50	937.50	937.50	0.00	0.00	0.00	0.00	0.00	0.00	
TELLUS SECURITY AGENCY (STAI), INC.	02-01101101-2024-11-2538	2024-11-26	25,381.61	25,381.61	25,381.61	0.00	0.00	0.00	0.00	0.00	0.00	
TELLUS SECURITY AGENCY (STAI), INC.	02-01101101-2024-11-2544	2024-11-27	325.83	325.83	325.83	0.00	0.00	0.00	0.00	0.00	0.00	
TELLUS SECURITY AGENCY (TSAI), INC.	02-01101101-2024-01-0051	2024-01-30	75,904.45	75,904.45	75,904.45	0.00	0.00	0.00	0.00	0.00	0.00	
TELLUS SECURITY AGENCY (TSAI), INC.	02-01101101-2024-12-2971	2024-12-27	28,720.60	28,720.60	28,720.60	0.00	0.00	0.00	0.00	0.00	0.00	
U-BIX CORPORATION	02-01101101-2024-01-0039	2024-01-24	37,600.00	37,600.00	37,600.00	0.00	0.00	0.00	0.00	0.00	0.00	
ULTIMATE CARE JANITORIAL AND ALLIED SERVICES	02-01101101-2024-01-0050	2024-01-30	104,993.25	104,993.25	104,993.25	0.00	0.00	0.00	0.00	0.00	0.00	
ULTIMATE CARE JANITORIAL SERVICES	02-01101101-2024-12-2594	2024-12-05	2,558.16	2,558.16	2,558.16	0.00	0.00	0.00	0.00	0.00	0.00	
ULTIMATE CARE JANITORIAL SERVICES	02-01101101-2024-12-2595	2024-12-05	22,795.74	22,795.74	22,795.74	0.00	0.00	0.00	0.00	0.00	0.00	
ULTIMATE CARE JANITORIAL SERVICES	02-01101101-2024-12-2636	2024-12-17	24,567.57	24,567.57	24,567.57	0.00	0.00	0.00	0.00	0.00	0.00	

Department : Department of Agriculture (DA)
 Agency/Entity : Fertilizer and Pesticide Authority
 Operating Unit : < not applicable >
 Organization Code (UACS) : 05 005 0000000
 Fund Cluster : 01 - Regular Agency Fund


(e.g. UACS Fund Cluster: 01-Regular Agency Fund, 02-Foreign Assisted Projects Fund, 03-Special Account-Locally Funded/Domestic Grants Fund, 04-Special Account-Foreign Assisted/Foreign Grants Fund, 05-Internally Generated Funds, 06-Business Related Funds and 07-Trust Receipts)


Name of Creditors	Obligation Request and Status			AGING OF UNPAID OBLIGATIONS								Remarks
	Number	Date	Amount	Amount	90 days & below	91 to 180 days	181 to 270 days	271 to 365/366 days	More than 1 year but less than 2 years	More than 2 years		
				5=(6+7+8+9+10+)	6	7	8	9	10	11		
V. MIGO	02-01101101-2024-06-0994	2024-06-03	3,000.00	3,000.00	3,000.00	0.00	0.00	0.00	0.00	0.00	0.00	
V. SEGUIZA	02-01101101-2024-12-2969	2024-12-27	1,480.00	1,480.00	1,480.00	0.00	0.00	0.00	0.00	0.00	0.00	
W. GANTE	02-01101101-2024-12-2670	2024-12-18	9,600.00	9,600.00	9,600.00	0.00	0.00	0.00	0.00	0.00	0.00	
W. GANTE	02-01101101-2024-12-2957	2024-12-27	2,362.00	2,362.00	2,362.00	0.00	0.00	0.00	0.00	0.00	0.00	
W. NUEVA	02-01101101-2024-12-2764	2024-12-23	6,355.00	6,355.00	6,355.00	0.00	0.00	0.00	0.00	0.00	0.00	
Y. BACONGUIS	02-01101101-2024-12-2717	2024-12-20	9,800.00	9,800.00	9,800.00	0.00	0.00	0.00	0.00	0.00	0.00	
Y. BACONGUIS	02-01101101-2024-12-2718	2024-12-20	2,370.00	2,370.00	2,370.00	0.00	0.00	0.00	0.00	0.00	0.00	
Y. BACONGUIS	02-01101101-2024-12-2783	2024-12-27	12,650.28	12,650.28	12,650.28	0.00	0.00	0.00	0.00	0.00	0.00	
Y. BACONGUIS	02-01101101-2024-12-2799	2024-12-27	3,120.00	3,120.00	3,120.00	0.00	0.00	0.00	0.00	0.00	0.00	
Sub-total			8,289,652.18	8,289,652.18	8,289,652.18	0.00	0.00	0.00	0.00	0.00	0.00	
Total			8,289,652.18	8,289,652.18	8,289,652.18	0.00	0.00	0.00	0.00	0.00	0.00	
B. Not Yet Due and Demandable Obligations*			1,396,800.41	1,396,800.41	1,010,419.31	81,361.68	304,803.54	215.88	0.00	0.00	0.00	
B.1 Current Year's Appropriations			1,396,800.41	1,396,800.41	1,010,419.31	81,361.68	304,803.54	215.88	0.00	0.00	0.00	
Personnel Services			139,774.46	139,774.46	132,718.43	6,722.61	117.54	215.88	0.00	0.00	0.00	
A. PALCUTILO	01-01101101-2024-05-0062	2024-05-20	8.06	8.06	0.00	0.00	8.06	0.00	0.00	0.00	0.00	
A. PALCUTILO	01-01101101-2024-12-0213	2024-12-27	939.11	939.11	939.11	0.00	0.00	0.00	0.00	0.00	0.00	
B. DUCLAYAN	01-01101101-2024-12-0216	2024-12-27	1,892.32	1,892.32	1,892.32	0.00	0.00	0.00	0.00	0.00	0.00	
C. DETOYATO	01-01101101-2024-09-0111	2024-09-06	1,226.74	1,226.74	0.00	1,226.74	0.00	0.00	0.00	0.00	0.00	
C. VALLES	01-01101101-2024-06-0084	2024-06-27	109.48	109.48	0.00	0.00	109.48	0.00	0.00	0.00	0.00	
D. LINCALLO	01-01101101-2024-12-0215	2024-12-27	4,474.99	4,474.99	4,474.99	0.00	0.00	0.00	0.00	0.00	0.00	
FPA PAYROLL FUND	01-01101101-2024-08-0102	2024-08-14	498.31	498.31	0.00	498.31	0.00	0.00	0.00	0.00	0.00	
FPA PAYROLL FUND	01-01101101-2024-09-0106	2024-09-05	133.47	133.47	0.00	133.47	0.00	0.00	0.00	0.00	0.00	
FPA PAYROLL FUND	01-01101101-2024-09-0107	2024-09-05	604.23	604.23	0.00	604.23	0.00	0.00	0.00	0.00	0.00	
FPA PAYROLL FUND	01-01101101-2024-09-0115	2024-09-09	235.35	235.35	0.00	235.35	0.00	0.00	0.00	0.00	0.00	
FPA PAYROLL FUND	01-01101101-2024-09-0116	2024-09-09	178.11	178.11	0.00	178.11	0.00	0.00	0.00	0.00	0.00	
FPA PAYROLL FUND	01-01101101-2024-09-0123	2024-09-23	807.61	807.61	0.00	807.61	0.00	0.00	0.00	0.00	0.00	
FPA PAYROLL FUND	01-01101101-2024-09-0132	2024-09-27	242.28	242.28	0.00	242.28	0.00	0.00	0.00	0.00	0.00	
FPA PAYROLL FUND	01-01101101-2024-09-0133	2025-01-27	145.16	145.16	0.00	145.16	0.00	0.00	0.00	0.00	0.00	
FPA PAYROLL FUND	01-01101101-2024-10-0138	2024-10-09	43,860.41	43,860.41	43,860.41	0.00	0.00	0.00	0.00	0.00	0.00	
FPA PAYROLL FUND	01-01101101-2024-10-0148	2024-10-30	198.87	198.87	198.87	0.00	0.00	0.00	0.00	0.00	0.00	
FPA PAYROLL FUND	01-01101101-2024-10-0149	2024-10-30	94.07	94.07	94.07	0.00	0.00	0.00	0.00	0.00	0.00	
FPA PAYROLL FUND	01-01101101-2024-12-0189	2024-12-20	76,869.49	76,869.49	76,869.49	0.00	0.00	0.00	0.00	0.00	0.00	
FPA PAYROLL FUND	01-01101101-2024-12-0190	2024-12-20	120.00	120.00	120.00	0.00	0.00	0.00	0.00	0.00	0.00	
I. LAYAG	01-01101101-2024-02-0021	2024-02-29	215.88	215.88	0.00	0.00	0.00	215.88	0.00	0.00	0.00	
J. CANO	01-01101101-2024-12-0207	2025-01-27	32.81	32.81	32.81	0.00	0.00	0.00	0.00	0.00	0.00	
K. APOSTOL	01-01101101-2024-11-0153	2024-11-04	1,895.87	1,895.87	1,895.87	0.00	0.00	0.00	0.00	0.00	0.00	
M. AGLUBA	01-01101101-2024-09-0125	2024-09-25	1,613.35	1,613.35	0.00	1,613.35	0.00	0.00	0.00	0.00	0.00	
M. DEBLOIS	01-01101101-2024-05-0063	2024-05-20	12.24	12.24	0.00	12.24	0.00	0.00	0.00	0.00	0.00	
M. JUAN	01-01101101-2024-09-0120	2024-09-19	316.19	316.19	0.00	316.19	0.00	0.00	0.00	0.00	0.00	
M. MOLINA	01-01101101-2024-12-0208	2024-12-27	32.81	32.81	32.81	0.00	0.00	0.00	0.00	0.00	0.00	
R. COLIS	01-01101101-2024-09-0112	2024-09-06	709.57	709.57	0.00	709.57	0.00	0.00	0.00	0.00	0.00	
R. MAYUGA	01-01101101-2024-12-0214	2024-12-27	629.28	629.28	629.28	0.00	0.00	0.00	0.00	0.00	0.00	
V. SEGUIZA	01-01101101-2024-12-0172	2024-12-05	180.00	180.00	180.00	0.00	0.00	0.00	0.00	0.00	0.00	
W. YAGO	01-01101101-2024-12-0217	2024-12-27	1,498.40	1,498.40	1,498.40	0.00	0.00	0.00	0.00	0.00	0.00	
Maintenance and Other Operating Expenses			1,257,025.95	1,257,025.95	877,700.88	74,639.07	304,686.00	0.00	0.00	0.00	0.00	
BELMAN LABORATORIES	02-01101101-2024-06-1243	2024-06-28	238,596.00	238,596.00	0.00	0.00	238,596.00	0.00	0.00	0.00	0.00	
BELMAN LABORATORIES	02-01101101-2024-12-2586	2024-12-03	79,478.00	79,478.00	79,478.00	0.00	0.00	0.00	0.00	0.00	0.00	


Department : Department of Agriculture (DA)
 Agency/Entity : Fertilizer and Pesticide Authority
 Operating Unit : < not applicable >
 Organization Code (UACS) : 05 005 000000
 Fund Cluster : 01 - Regular Agency Fund


(e.g. UACS Fund Cluster: U1-Regular Agency Fund, U2-Foreign Assisted Projects Fund, U3-Special Account-Locally Funded/Domestic Grants Fund, U4-Special Account-Foreign Assisted/Foreign Grants Fund, U5-Internally Generated Funds, U6-Business Related Funds and U7-Trust Receipts)

Name of Creditors	Obligation Request and Status			AGING OF UNPAID OBLIGATIONS							Remarks	
	Number	Date	Amount	Amount	90 days & below	91 to 180 days	181 to 270 days	271 to 365/366 days	More than 1 year but less than 2 years	More than 2 years		
				5=(6+7+8+9+10+)	6	7	8	9	10	11		12
BELMAN LABORATORIES	02-01101101-2024-12-2637	2024-12-17	2,065.00	2,065.00	2,065.00	0.00	0.00	0.00	0.00	0.00	0.00	
DKSH MARKET EXPANSION SERVICES PHILIPPINES, INC.	02-01101101-2024-10-2195	2024-10-21	111,228.00	111,228.00	111,228.00	0.00	0.00	0.00	0.00	0.00	0.00	
DKSH MARKET EXPANSION SERVICES PHILIPPINES, INC.	02-01101101-2024-12-2587	2024-12-03	78,400.00	78,400.00	78,400.00	0.00	0.00	0.00	0.00	0.00	0.00	
DKSH MARKET EXPANSION SERVICES PHILIPPINES, INC.	02-01101101-2024-12-2629	2024-12-11	23,339.88	23,339.88	23,339.88	0.00	0.00	0.00	0.00	0.00	0.00	
ECOCARE TRADING AND WASTE MANAGEMENT SERVICES CORP.	02-01101101-2024-07-1428	2024-07-10	58,503.09	58,503.09	0.00	58,503.09	0.00	0.00	0.00	0.00	0.00	
GLICOR PRINTING PRESS	02-01101101-2024-12-2780	2024-12-27	177,500.00	177,500.00	177,500.00	0.00	0.00	0.00	0.00	0.00	0.00	
J. COFINO	02-01101101-2024-09-1900	2024-09-16	245.98	245.98	0.00	245.98	0.00	0.00	0.00	0.00	0.00	
JOSTRELL'S BULALUHAN CORNER	02-01101101-2024-12-2914	2024-12-27	42,640.00	42,640.00	42,640.00	0.00	0.00	0.00	0.00	0.00	0.00	
LABTRADERS, INC.	02-01101101-2024-11-2290B	2024-11-11	13,000.00	13,000.00	13,000.00	0.00	0.00	0.00	0.00	0.00	0.00	
R-3C'S TRADING	02-01101101-2024-12-2779	2024-12-27	267,750.00	267,750.00	267,750.00	0.00	0.00	0.00	0.00	0.00	0.00	
RIMECHEM TRADING	02-01101101-2024-10-2196	2024-10-21	35,100.00	35,100.00	35,100.00	0.00	0.00	0.00	0.00	0.00	0.00	
RIMECHEM TRADING	02-01101101-2024-11-2289	2024-11-08	45,200.00	45,200.00	45,200.00	0.00	0.00	0.00	0.00	0.00	0.00	
THEO-PAM TRADING CORP.	02-01101101-2024-07-1334	2024-07-04	15,890.00	15,890.00	0.00	15,890.00	0.00	0.00	0.00	0.00	0.00	
THEO-PAM TRADING CORP.	02-01101101-2024-10-2194	2024-10-21	2,000.00	2,000.00	2,000.00	0.00	0.00	0.00	0.00	0.00	0.00	
THEO-PAM TRADING CORP.	02-01101101-2024-06-1148	2024-06-20	66,090.00	66,090.00	0.00	0.00	66,090.00	0.00	0.00	0.00	0.00	
Sub-total			1,396,800.41	1,396,800.41	1,010,419.31	81,361.68	304,803.54	215.88	0.00	0.00		
Total			1,396,800.41	1,396,800.41	1,010,419.31	81,361.68	304,803.54	215.88	0.00	0.00		
GRAND TOTAL			9,686,452.59	9,686,452.59	9,300,071.49	81,361.68	304,803.54	215.88	0.00	0.00		
Total Current Year Appropriations			9,686,452.59	9,686,452.59	9,300,071.49	81,361.68	304,803.54	215.88	0.00	0.00		
Total Prior Years Appropriations			0.00	0.00	0.00	0.00	0.00	0.00	0.00	0.00		

Certified Correct:

 RONALYN R. MAYUGA
 Chief, Budget Section
 Date: January 27, 2025 08:24 PM

Certified Correct:

 SHIENA LYNN D. ATIENZA
 Chief, Accounting Section
 Date: January 27, 2025 08:24 PM

Recommending Approval By:

 GINA C. TOMIMBANG
 Chief, FAD
 Date: January 27, 2025 08:25 PM

Approved By:

 GLENN D.C. ESTRADA
 OIC, Executive Director III
 Date: January 27, 2025 08:26 PM