




QUARTERLY PHYSICAL REPORT OF OPERATION
As of September 30, 2024

Department : Department of Agriculture (DA)
 Agency/Entity : Fertilizer and Pesticide Authority
 Operating Unit : < not applicable >
 Organization Code (UACS) : 05 005 0000000

Particulars	UACS CODE	Physical Target (Budget Year)					Physical Accomplishment (Budget Year)					Variance as of September 30, 2024	Remarks
		1st Quarter	2nd Quarter	3rd Quarter	4th Quarter	Total	1st Quarter	2nd Quarter	3rd Quarter	4th Quarter	Total		
1	2	3	4	5	6	7	8	9	10	11	12	13	14
FERTILIZER AND PESTICIDE REGULATORY PROGRAM	3101000000000000												
OO : Fertilizer and pesticide products and handlers regulated													
Outcome Indicator(s)													
1. Percentage of handlers and products monitored/inspected with detected violations		0.125%	0.125%	0.125%	0.125%	0.50%	0.255%	0.34%	0.38%		0.98%	-0.48%	For the 3rd quarter, we were able to accomplish a total of 5,660 visits to establishments and inspected 13,094 fertilizer and pesticide products. The monitoring/inspection activities conducted resulted in the detection of 282 violations.
2. Percentage of Notice of Violations and Order issuances that resulted into cases filed/litigated		0%	0%	0%	0%	0%	0%	0%	0%		0%	0%	Out of the total 282 violations detected, none resulted into cases filed/litigated.
Output Indicator(s)													
1. Percentage of regulatory documents issued within the prescribed time frame		24.25%	24.25%	24.25%	24.25%	97%	24.78%	23.96%	23.68%		72.42%	24.58%	A total of 7,520 regulatory documents were issued for the 3rd quarter of FY2024, of which 7,123 were issued within the prescribed time frame.
2. Percentage of submitted reports that resulted in the issuance of notice of violations and penalties imposed		0.25%	0.25%	0.25%	0.25%	1%	1.08%	1.57%	2.08%		4.73%	-3.73%	Submitted reports refer to applications received from clients wherein surcharges are being collected for late renewals. As part of our info campaign, the clients/handlers were reminded of the expiration of their licenses as early as 90 days prior to their expiration dates. For the 3rd quarter of FY 2024, there were 3,048 applications received, of which 253 have collections for surcharges. Issuance of penalties imposed which are based on the late renewal of permits are not within the control of the agency but this is a positive indicator because despite the imposition, of penalties F/P stakeholders still opted to register their business with FPA and by this farmer would have more choices of suppliers in the market.

Prepared By:

 KIMBERLY R. CORONADO
 Chief, Planning Section
 Date: October 30, 2024

In coordination with:

 RONALYN R. MAYUGA
 Officer-in-Charge, Budget Section
 Date: October 30, 2024

Approved By:

 JULIETA B. LANSANGAN
 Executive Director
 Date: October 30, 2024