



Republic of the Philippines
 Department of Agriculture
FERTILIZER AND PESTICIDE AUTHORITY
 FPA bldg., BAI Compound, Visayas Ave., Diliman, Quezon City
 Telephone Nos. (02) 8426-1572/ (02) 8920-8573

CURRENT PRICES OF 6 MAJOR GRADES FERTILIZER PER PROVINCE PER REGION

September 18-22, 2023

FERTILIZER GRADES/ PRICE (PHP) PER 50 KG. BAG

REGION	UREA (PRILLED)	UREA (GRANULAR)	AMMOSUL	COMPLETE	AMMOPHOS	MOP	DAP
	46-0-0	46-0-0	21-0-0	14-14-14	16-20-0	0-0-60	18-46-0
<i>Price (Php) Per 50 kg. bag</i>							
CAR	1,750.67	1,740.71	915.48	1,722.31	1,602.40	2,450.00	-
REGION I	1,680.00	1,664.04	819.52	1,662.89	1,534.90	2,260.00	-
REGION II	1,701.54	1,686.36	861.56	1,700.55	1,550.54	2,536.67	-
REGION III	1,756.17	1,677.39	910.88	1,651.71	1,617.92	2,535.00	-
REGION IV	1,812.87	1,873.33	983.04	1,866.12	1,867.63	2,698.93	3,950.00
REGION V	1,791.59	1,890.29	1,048.84	1,775.49	1,706.31	2,546.67	-
REGION VI	1,750.00	1,714.33	797.41	1,640.88	1,577.53	2,208.10	2,717.78
REGION VII	1,808.35	-	971.89	1,789.49	1,706.89	2,409.17	3,082.50
REGION VIII	2,143.13	2,375.00	1,283.22	2,098.38	2,230.63	2,422.67	-
REGION IX	1,738.34	-	861.67	1,661.67	1,634.59	2,678.34	3,600.00
REGION X	1,766.39	-	789.37	1,635.53	1,555.20	2,417.79	2,781.25
REGION XI	1,722.31	1,731.00	745.50	1,642.89	1,668.06	2,291.87	2,784.07
REGION XII	1,745.79	1,764.64	750.63	1,629.51	1,587.16	2,385.76	3,675.00
CARAGA	1,813.89	1,850.00	787.86	1,810.01	1,851.92	2,560.94	2,966.67
BARM	1,732.50	1,762.50	739.38	1,646.25	1,568.33	2,520.00	-
average price	1,780.90	1,810.80	884.42	1,728.91	1,684.00	2,461.46	3,194.66



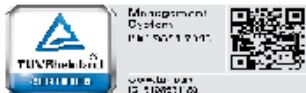
CURRENT AVERAGE RETAIL PRICES OF 6 MAJOR GRADES OF INORGANIC FERTILIZERS PER PROVINCE

September 04-08, 2023

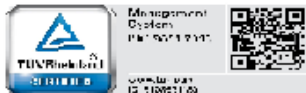
REGION/PROVINCE	UREA (PRILLED) 46-0-0	UREA (GRANULAR) 46-0-0	AMMOSUL 21-0-0	COMPLETE 14-14-14	AMMOPHOS 16-20-0	MOP 0-0-60	DAP 18-46-0
CAR							
Abra	-	1,895.00	1,040.00	1,875.00	1,725.00	-	-
Apayao	-	1,692.50	850.00	1,750.00	1,575.00	-	-
Benguet	1,640.00	-	952.50	1,610.00	1,605.00	-	-
Ifugao	1,652.00	-	857.50	1,675.00	1,550.00	-	-
Kalinga	-	1,634.62	842.86	1,701.54	1,557.00	2,450.00	-
Mountain Province	1,960.00	-	950.00	-	-	-	-
<i>ave</i>	1,750.67	1,740.71	915.48	1,722.31	1,602.40	2,450.00	-
REGION I							
Ilocos Norte	-	1,696.25	883.75	1,686.88	1,586.25	-	-
Ilocos Sur	-	1,707.14	830.71	1,814.00	1,693.33	-	-
La Union	-	1,668.33	769.17	1,583.33	1,450.00	-	-
Pangasinan	1,680.00	1,584.44	794.44	1,567.33	1,410.00	2,260.00	-
<i>ave</i>	1,680.00	1,664.04	819.52	1,662.89	1,534.90	2,260.00	-
REGION II							
Cagayan	1,670.00	1,645.50	844.12	1,686.72	1,554.00	2,447.50	-
Isabela	1,552.00	1,601.85	830.00	1,637.41	1,472.96	2,436.67	-
Nueva Vizcaya	1,816.67	1,730.95	842.11	1,695.00	1,526.54	2,662.50	-
Quirino	1,767.50	1,767.14	930.00	1,783.08	1,648.67	2,600.00	-
<i>ave</i>	1,701.54	1,686.36	861.56	1,700.55	1,550.54	2,536.67	-
REGION III							
Aurora	-	1,750.00	920.00	1,750.00	1,650.00	-	-
Bataan	1,933.33	1,635.00	1,112.50	1,710.00	-	-	-
Bulacan	1,660.00	1,685.00	1,115.00	1,680.00	1,920.00	-	-
Nueva Ecija	1,702.50	1,665.71	748.13	1,510.00	1,426.25	2,030.00	-
Pampanga	-	1,665.00	825.00	1,700.00	1,510.00	2,650.00	-
Tarlac	1,650.00	1,564.38	782.22	1,520.00	-	-	-
Zambales	1,835.00	1,776.67	873.33	1,692.00	1,583.33	2,925.00	-
<i>ave</i>	1,756.17	1,677.39	910.88	1,651.71	1,617.92	2,535.00	-



REGION IV							
Batangas	1,856.67	1,731.67	827.50	1,828.75	1,806.67	2,750.00	-
Cavite	1,840.00	1,845.00	1,015.63	2,028.75	2,021.43	2,762.50	-
Laguna	1,806.67	1,905.00	883.33	1,771.67	1,950.00	2,942.50	3,950.00
Marinduque	-	2,016.67	1,350.00	2,277.50	2,240.00	-	-
Occidental Mindoro	1,825.00	1,778.00	970.00	1,807.27	1,605.63	2,497.50	-
Oriental Mindoro	-	1,997.14	975.00	1,738.00	1,718.00	2,750.00	-
Palawan	-	1,968.57	1,050.00	1,775.00	1,731.67	2,650.00	-
Quezon	1,736.00	1,744.62	792.86	1,702.00	-	2,540.00	-
Romblon	-	-	-	-	-	-	-
Rizal	-	-	-	-	-	-	-
<i>ave</i>	1,812.87	1,873.33	983.04	1,866.12	1,867.63	2,698.93	3,950.00
REGION V							
Albay	1,738.64	1,742.00	955.56	1,681.67	1,689.29	2,643.33	-
Camarines Norte	1,750.00	1,765.00	890.00	1,745.77	1,617.00	2,600.00	-
Camarines Sur	1,688.33	1,754.17	899.17	1,666.92	1,650.00	2,700.00	-
Catanduanes	1,790.00	-	1,100.00	1,820.00	-	-	-
Masbate	2,066.67	2,300.00	1,240.00	2,035.00	1,868.57	2,350.00	-
Sorsogon	1,715.88	-	1,208.33	1,703.57	1,706.67	2,440.00	-
<i>ave</i>	1,791.59	1,890.29	1,048.84	1,775.49	1,706.31	2,546.67	-
REGION VI							
Aklan	-	1,677.50	812.50	1,585.00	1,545.00	2,316.67	-
Antique	-	1,663.33	738.33	1,512.50	1,440.00	2,155.00	2,730.00
Capiz	-	1,715.00	888.64	1,690.00	1,545.00	-	-
Guimaras	-	1,814.29	878.57	1,966.67	1,996.67	-	-
Iloilo	-	1,615.88	759.72	1,521.11	1,473.53	2,260.71	2,683.33
Negros Occidental	1,750.00	1,800.00	706.67	1,570.00	1,465.00	2,100.00	2,740.00
<i>ave</i>	1,750.00	1,714.33	797.41	1,640.88	1,577.53	2,208.10	2,717.78
REGION VII							
Bohol	1,747.14	-	1,106.67	1,734.00	1,706.67	2,550.00	-
Cebu	1,946.25	-	907.33	1,802.80	1,684.00	2,350.00	3,383.33
Negros Oriental	1,731.67	-	901.67	1,831.67	1,730.00	2,327.50	2,781.67
Siquijor	-	-	-	-	-	-	-
<i>ave</i>	1,808.35	-	971.89	1,789.49	1,706.89	2,409.17	3,082.50



REGION VIII							
Biliran	1,750.00	-	-	2,020.00	1,990.00	2,350.00	-
Eastern Samar	2,250.00	-	-	2,100.00	-	-	-
Leyte	1,915.63	-	996.43	1,887.33	1,932.50	2,328.00	-
Northern Samar	2,660.00	2,375.00	-	2,506.25	2,250.00	-	-
Southern Samar	2,140.00	-	1,570.00	1,978.33	2,750.00	2,590.00	-
Western Samar	-	-	-	-	-	-	-
<i>ave</i>	2,143.13	2,375.00	1,283.22	2,098.38	2,230.63	2,422.67	-
REGION IX							
Zamboanga City	-	-	-	-	-	-	-
Zamboanga del Norte	1,830.00	-	860.00	1,666.67	1,612.50	2,600.00	3,600.00
Zamboanga del Sur	-	-	-	-	-	-	-
Zamboanga Sibugay	1,646.67	-	863.33	1,656.67	1,656.67	2,756.67	-
<i>ave</i>	1,738.34	-	861.67	1,661.67	1,634.59	2,678.34	3,600.00
REGION X							
Bukidnon	1,716.67	-	690.95	1,550.00	1,442.35	2,243.67	2,736.67
Camiguin	-	-	-	-	-	-	-
Lanao del Norte	1,838.89	-	817.92	1,651.11	1,563.75	2,501.67	2,926.67
Misamis Occidental	1,820.00	-	893.33	1,747.50	1,675.71	2,713.33	2,845.00
Misamis Oriental	1,690.00	-	755.29	1,593.50	1,539.00	2,212.50	2,616.67
<i>ave</i>	1,766.39	-	789.37	1,635.53	1,555.20	2,417.79	2,781.25
REGION XI							
Davao City	1,630.00	1,550.00	717.78	1,655.00	1,635.00	2,363.75	2,760.00
Davao de Oro	1,743.33	-	730.00	1,642.00	1,575.00	2,183.33	2,750.00
Davao del Norte	1,875.33	1,750.00	741.54	1,625.88	1,649.41	2,150.00	2,747.00
Davao del Sur	1,776.00	1,755.00	753.68	1,630.45	1,558.95	2,372.86	2,823.33
Davao Occidental	1,426.67	1,800.00	716.67	1,640.00	1,910.00	2,350.00	-
Davao Oriental	1,882.50	1,800.00	813.33	1,664.00	1,680.00	2,331.25	2,840.00
<i>ave</i>	1,722.31	1,731.00	745.50	1,642.89	1,668.06	2,291.87	2,784.07
REGION XII							
North Cotabato	1,743.82	1,750.00	790.00	1,695.00	1,561.11	2,402.22	4,350.00
Sarangani	1,761.11	-	722.73	1,621.00	1,633.89	2,401.43	3,000.00
South Cotabato	1,726.00	1,760.00	712.00	1,583.33	1,600.00	2,420.00	-
Sultan Kudarat	1,752.22	1,783.91	777.78	1,618.70	1,553.64	2,319.38	-
<i>ave</i>	1,745.79	1,764.64	750.63	1,629.51	1,587.16	2,385.76	3,675.00



CARAGA							
Agusan del Norte	1,866.43	-	775.63	1,785.00	1,800.00	2,583.57	3,000.00
Agusan del Sur	1,809.00	-	811.00	1,923.00	1,976.00	2,661.00	-
Surigao del Norte	1,782.14	-	793.57	1,753.57	1,851.67	2,519.17	-
Surigao del Sur	1,798.00	1,850.00	771.25	1,778.46	1,780.00	2,480.00	2,933.33
<i>ave</i>	1,813.89	1,850.00	787.86	1,810.01	1,851.92	2,560.94	2,966.67
BARMM							
Maguindanao	1,732.50	1,762.50	739.38	1,646.25	1,568.33	2520	-
<i>ave</i>	1,732.50	1,762.50	739.38	1,646.25	1,568.33	2,520.00	-

Prepared by:



MARK GLENN S. REQUILMAN

Administrative Assistant II

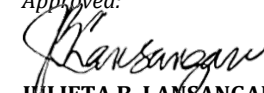
Noted by:



EDWARD ALLEN A. CALAPATIA

Senior Agriculturist

Approved:



JULIETA B. LANSANGAN, MSA, MSES

Executive Director III



			FERTILIZER GRA
WEEK	DATE	UREA	UREA
		46-0-0	46-0-0
		(Prilled)	(Granular)
WK 52 -2022	December 26 to 30, 2022	2,442.53	2,391.26
WK 01	January 2 to 6, 2023	2,433.68	2,338.40
WK 02	January 9 to 13, 2023	2,428.35	2,331.05
WK 03	January 16 to 20, 2023	2,437.27	2,337.52
WK 04	January 23 to 27, 2023	2,415.90	2,341.41
WK 05	January 30 to February 3, 2023	2,383.46	2,264.16
WK 06	February 6 to 10, 2023	2,304.00	2,208.35
WK 07	February 13 to 17, 2023	2,278.85	2,160.55
WK 08	February 20 to 24, 2023	2,259.44	2,147.19
WK 09	February 27 to March 3, 2023	2,236.05	2,118.78
WK 10	March 6 to 10, 2023	2,219.97	2,089.59
WK 11	March 13 to 17, 2023	2,204.60	2,061.04
WK 12	March 20 to 24, 2023	2,132.06	2,011.18
WK 13	March 27 to 31, 2023	2,134.33	1,956.55
WK 14	April 3 to 7, 2023	2,056.81	1,940.20
WK 15	April 10 to 14, 2023	2,016.46	1,942.60
WK 16	April 17 to 21, 2023	2,050.80	1,905.91
WK 17	April 24 to 28, 2023	2,025.14	1,860.77
WK 18	May 1 to 5, 2023	1,967.70	1,864.63
WK 19	May 8 to 12, 2023	1,970.92	1,758.10
WK 20	May 15 to 19, 2023	1,901.73	1,847.49
WK 21	May 22 to 26, 2023	1,874.74	1,698.54
WK 22	May 29 to June 2, 2023	1,849.49	1,773.93
WK 23	June 5 to 9, 2023	1,851.15	1,638.84
WK 24	June 12 to 16, 2023	1,817.89	1,746.81
WK 25	June 19 to 23, 2023	1,752.83	1,644.88
WK 26	June 26 to 30, 2023	1,720.67	1,663.34
WK 27	July 3 to 7, 2023	1,757.03	1,619.74
WK 28	July 10 to 14, 2023	1,665.08	1,749.72
WK 29	July 24 to 28, 2023	1,622.16	1,622.90
WK 30	July 31 to August 4, 2023	1,614.71	1,606.38
WK 31	August 7 to 11, 2023	1,665.64	1,697.12
WK 32	August 14 to 18, 2023	1,684.45	1,706.59
WK 33	August 21 to 25, 2023	1,746.95	1,828.75
WK 34	August 28 to September 1, 2023	1,730.49	1,743.18
WK 35	September 4 to 8, 2023	1,757.82	1,789.20
WK 36	September 11 to 15, 2023	1,770.72	1,759.12
WK 37	September 18 to 22, 2023	1,733.80	1,706.03
WK 38			
WK 39			
WK 40			

WK 41			
WK 42			
WK 43			
WK 44			
WK 45			
WK 46			
WK 47			
WK 48			
WK 49			
WK 50			
WK 51			
WK 52			

DE				
AMMOSUL	COMPLETE	AMMOPHOS	MOP	DAP
21-0-0	14-14-14	16-20-0	0-0-60	18-46-0
1,229.42	2,305.86	2,290.13	2,620.16	3,677.56
1,237.21	2,299.11	2,283.17	2,639.21	3,519.63
1,221.81	2,277.43	2,182.11	2,624.21	4,075.76
1,236.84	2,262.71	2,174.25	2,703.48	4,004.25
1,204.87	2,272.05	2,170.86	2,676.63	3,983.72
1,195.66	2,248.60	2,138.29	2,675.74	3,960.76
1,177.28	2,224.52	2,120.24	2,617.77	3,948.89
1,150.12	2,201.13	2,100.44	2,740.31	3,774.77
1,127.76	2,191.90	2,100.53	2,680.45	3,704.25
1,105.53	2,172.53	2,090.59	2,675.71	3,793.92
1,119.93	2,157.39	2,063.61	2,640.03	3,708.76
1,136.82	2,139.23	2,063.32	2,679.50	3,714.28
1,098.71	2,128.30	2,024.33	2,645.97	3,688.11
1,058.36	2,112.65	2,033.90	2,648.16	3,651.52
1,059.27	2,106.44	2,015.88	2,617.08	3,650.65
1,032.73	2,092.21	1,988.75	2,634.70	3,584.12
1,050.08	2,069.79	1,998.93	2,618.37	3,553.49
1,039.39	2,068.80	2,008.04	2,683.19	3,657.22
1,002.71	2,064.36	1,972.92	2,657.55	3,551.98
1,028.93	2,031.75	1,951.75	2,702.43	3,483.97
970.64	2,008.80	1,920.13	2,637.27	3,643.21
1,004.90	2,000.19	1,920.12	2,738.84	3,415.55
951.85	1,994.17	1,905.66	2,679.13	3,467.43
971.32	1,953.28	1,889.23	2,713.28	3,498.34
919.91	1,924.68	1,825.37	2,651.95	3,345.83
926.40	1,893.90	1,805.99	2,667.70	3,423.61
904.38	1,857.25	1,775.81	2,598.19	3,294.83
924.88	1,857.91	1,796.12	2,582.11	3,160.99
907.45	1,834.88	1,762.61	2,459.85	3,212.19
844.73	1,797.12	1,706.94	2,475.12	3,206.25
868.52	1,783.02	1,730.23	2,446.11	3,190.00
853.54	1,751.68	1,697.85	2,458.13	3,222.44
872.19	1,748.13	1,677.93	2,484.48	3,195.38
859.31	1,751.89	1,679.14	2,510.66	3,059.53
875.49	1,737.19	1,678.78	2,495.28	3,197.76
855.82	1,729.30	1,665.45	2,474.17	3,137.52
872.58	1,729.17	1,662.20	2,484.54	2,860.84
893.89	1,822.90	1,750.62	2,545.38	3,231.53

PRICE CHANGE			
Week	UREA	UREA	AMMOSUL
	46-0-0	46-0-0	21-0-0
1	8.85	52.85	7.79
2	5.33	7.36	15.40
3	8.92	6.47	15.03
4	21.37	3.89	31.97
5	32.45	77.26	9.21
6	79.46	55.81	18.38
7	25.15	47.80	27.16
8	19.41	13.36	22.35
9	23.39	28.41	22.23
10	16.07	29.18	14.40
11	15.37	28.56	16.89
12	72.54	49.85	38.11
13	2.27	54.63	40.34
14	77.53	16.35	0.90
15	40.35	2.40	26.54
16	34.34	36.69	17.35
17	25.66	45.14	10.69
18	57.43	3.86	36.67
19	3.21	106.53	26.22
20	69.19	89.39	58.30
21	26.98	148.94	34.27
22	25.26	75.38	53.05
23	1.66	135.08	19.46
24	33.26	107.97	51.41
25	65.05	101.93	6.49
26	32.16	18.46	22.02
27	36.36	43.60	20.49
28	91.95	129.98	17.42
29	42.92	126.82	62.72
30	7.45	16.52	23.79
31	50.93	90.74	14.98
32	18.81	9.47	18.65
33	62.50	122.16	12.88
34	16.46	85.57	16.18
35	27.33	46.02	19.67
36	12.90	30.08	16.76
37	36.91	53.08	21.31
38	1,733.80	1,706.03	893.89
39	-	-	-
40	-	-	-
41	-	-	-

42	-	-	-
43	-	-	-
44	-	-	-
45	-	-	-
46	-	-	-
47	-	-	-
48	-	-	-
49	-	-	-
50	-	-	-
51	-	-	-
52	-	-	-

COMPLETE	AMMOPHOS	MOP	DAP
14-14-14	16-20-0	0-0-60	18-46-0
6.75	6.96	19.05	157.92
21.68	101.06	15.00	556.13
14.72	7.87	79.27	71.51
9.34	3.39	26.85	20.53
23.46	32.57	0.89	22.95
24.08	18.04	57.97	11.87
23.39	19.80	122.55	174.12
9.23	0.09	59.86	70.52
19.37	9.94	4.74	89.67
15.13	26.98	35.68	85.16
18.16	0.29	39.47	5.52
10.94	38.99	33.53	26.17
15.64	9.58	2.19	36.59
6.21	18.02	31.08	0.87
14.23	27.13	17.62	66.53
22.42	10.18	16.33	30.63
0.99	9.11	64.81	103.73
4.43	35.12	25.64	105.24
32.61	21.17	44.88	68.02
22.95	31.62	65.16	159.25
8.61	0.01	101.57	227.67
6.02	14.45	59.71	51.88
40.89	16.43	34.15	30.91
28.60	63.86	61.33	152.51
30.78	19.38	15.75	77.78
36.66	30.18	69.52	128.78
0.66	20.31	16.07	133.84
23.03	33.51	122.26	51.20
37.76	55.67	15.27	5.94
14.10	23.29	29.01	16.25
31.34	32.38	12.02	32.44
3.55	19.92	26.35	27.06
3.76	1.21	26.18	135.85
14.70	0.36	15.38	138.23
7.89	13.33	21.11	60.24
0.13	3.25	10.37	276.68
93.73	88.42	60.84	370.69
1,822.90	1,750.62	2,545.38	3,231.53
-	-	-	-
-	-	-	-
-	-	-	-

CURRENT PRICES OF 6 MA

REGIONS/PROVINCE	UREA (PRILLED)	UREA (GRANULAR)
	46-0-0	46-0-0
Region CAR		
Abra	-	1895.00
Apayao	-	1692.50
Baguio-Benguet	1640.00	-
Ifugao	1652.00	-
Kalinga	-	1634.62
Mt. Province	1960.00	-
<i>ave</i>	1,750.67	1,634.62

Prepared By:

AGUSTO M. NAGAYANG

Agriculturist II

MAJOR GRADES FERTILIZER PER PROVINCE PER REGION**FERTILIZER GRADES/ PRICE PER 50 KG. BAG**

AMMOSUL	COMPLETE	AMMOPHOS
21-0-0	14-14-14	16-20-0
1040.00	1875.00	1725.00
850.00	1750.00	1575.00
952.50	1610.00	1605.00
857.50	1675.00	1550.00
842.86	1701.54	1557.00
950.00	-	-
900.72	1,662.18	1,570.67

Approved By:

ROGELIO B. TANGUID

Regional Officer - CAR

FPA-FOCU-F8	
MOP	DAP
0-0-60	18-46-0
-	-
-	-
-	-
-	-
2450.00	-
-	-
2,450.00	-

CURRENT PRICES OF 6 MAJOR GRADES FERTILIZER PER PROVINCE PER REGION							FPA-FOCU-F8
FERTILIZER GRADES/ PRICE PER 50 KG. BAG							
REGIONS/PROVINCE	UREA (PRILLED)	UREA (GRANULAR)	AMMOSUL	COMPLETE	AMMOPHOS	MOP	DAP
Region No. I	46-0-0	46-0-0	21-0-0	14-14-14	16-20-0	0-0-60	18-46-0
ILOCOS NORTE	-	1696.25	883.75	1686.88	1586.25	-	-
ILOCOS SUR	-	1707.14	830.71	1814.00	1693.33	-	-
LA UNION	-	1668.33	769.17	1583.33	1450.00	-	-
PANGASINAN	1680.00	1584.44	794.44	1567.33	1410.00	2260.00	-
<i>ave</i>	1,680.00	1,664.04	819.52	1,662.89	1,534.90	2,260.00	-
Prepared By:				Approved By:			
MARISSA S. PIMENTEL				JOSEPH ANDRE JOHN O. MARTINEZ			
<i>Administrative Aide IV</i>				<i>Supervising Agriculturist</i>			

CURRENT PRICES OF 6 MAJOR GRADES FERTILIZER PER PROVINCE PER REGION							FPA-FOCU-F8
FERTILIZER GRADES/ PRICE PER 50 KG. BAG							
REGIONS/PROVINCE	UREA (PRILLED) 46-0-0	UREA (GRANULAR) 46-0-0	AMMOSUL 21-0-0	COMPLETE 14-14-14	AMMOPHOS 16-20-0	MOP 0-0-60	DAP 18-46-0
Region No. II							
CAGAYAN	1670.00	1645.50	844.12	1686.72	1554.00	2447.50	-
ISABELA	1552.00	1601.85	830.00	1637.41	1472.96	2436.67	-
NUEVA VIZCAYA	1816.67	1730.95	842.11	1695.00	1526.54	2662.50	-
QUIRINO	1767.50	1767.14	930.00	1783.08	1648.67	2600.00	-
<i>ave</i>	1,701.54	1,686.36	861.56	1,700.55	1,550.54	2,536.67	-
Prepared By:				Approved By:			
IAN JOY S. RASALAN <i>Administrative Aide VI</i>				LEONARDO A. BANGAD <i>Regional Officer</i>			

CURRENT PRICES OF 6 MA

REGIONS/PROVINCE	UREA (PRILLED)	UREA (GRANULAR)
	46-0-0	46-0-0
Region No. III		
AURORA	-	1750.00
BATAAN	1933.33	1635.00
BULACAN	1660.00	1685.00
NUEVA ECIJA	1702.50	1665.71
PAMPANGA	-	1665.00
TARLAC	1650.00	1564.38
ZAMBALES	1835.00	1776.67
<i>ave</i>	1,756.17	1,677.39

Prepared By:

JUNE RYAN M. DE LEON
Administrative Aide VI

MAJOR GRADES FERTILIZER PER PROVINCE PER REGION**FERTILIZER GRADES/ PRICE PER 50 KG. BAG**

AMMOSUL	COMPLETE	AMMOPHOS
21-0-0	14-14-14	16-20-0
920.00	1750.00	1650.00
1112.50	1710.00	-
1115.00	1680.00	1920.00
748.13	1510.00	1426.25
825.00	1700.00	1510.00
782.22	1520.00	-
873.33	1692.00	1583.33
910.88	1,651.71	1,617.92

Approved By:

ROMEO VAL R. SUGUITAN JR.

Regional Officer, Region III

FPA-FOCU-F8	
MOP	DAP
0-0-60	18-46-0
-	-
-	-
-	-
2030.00	-
2650.00	-
-	-
2925.00	-
2,535.00	-



CURRENT PRICES OF 6 MA

REGIONS/PROVINCE	UREA (PRILLED)	UREA (GRANULAR)
	46-0-0	46-0-0
Region No. IV		
Batangas	1856.67	1731.67
Cavite	1840.00	1845.00
Laguna	1806.67	1905.00
Marinduque	-	2016.67
Occidental Mindoro	1825.00	1778.00
Oriental Mindoro	-	1997.14
Palawan	-	1968.57
Quezon	1736.00	1744.62
Romblon	-	-
Rizal	-	-
<i>ave</i>	1,812.87	1,873.33

Prepared By:

EDMAR C. BUNDALIAN

Agriculturist II

MAJOR GRADES FERTILIZER PER PROVINCE PER REGION**FERTILIZER GRADES/ PRICE PER 50 KG. BAG**

AMMOSUL	COMPLETE	AMMOPHOS
21-0-0	14-14-14	16-20-0
827.50	1828.75	1806.67
1015.63	2028.75	2021.43
883.33	1771.67	1950.00
1350.00	2277.50	2240.00
970.00	1807.27	1605.63
975.00	1738.00	1718.00
1050.00	1775.00	1731.67
792.86	1702.00	-
-	-	-
-	-	-
983.04	1,866.12	1,867.63

Approved By:

SUZETTIE M. ALCAIDE
Supervising Agriculturist, RIV

FPA-FOCU-F8	
MOP	DAP
0-0-60	18-46-0
2750.00	-
2762.50	-
2942.50	3950.00
-	-
2497.50	-
2750.00	-
2650.00	-
2540.00	-
-	-
-	-
2,698.93	3,950.00

CURRENT PRICES OF 6 MA**FERTILI**

REGIONS/PROVINCE	UREA (PRILLED)	UREA (GRANULAR)
	46-0-0	46-0-0
Region No. V		
ALBAY	1738.64	1742.00
CAMARINES NORTE	1750.00	1765.00
CAMARINES SUR	1688.33	1754.17
CATANDUANES	1790.00	-
MASBATE	2066.67	2300.00
SORSOGON	1715.88	-
AVERAGE	1,791.59	1,890.29

Prepared by:

ROSIE T. MALAZAR
Administrative Aide VI

MAJOR GRADES FERTILIZER PER PROVINCE PER REGION

MAJOR GRADES/ PRICE PER 50 KG. BAG

AMMOSUL	COMPLETE	AMMOPHOS
21-0-0	14-14-14	16-20-0
955.56	1681.67	1689.29
890.00	1745.77	1617.00
899.17	1666.92	1650.00
1100.00	1820.00	-
1240.00	2035.00	1868.57
1208.33	1703.57	1706.67
1,048.84	1,775.49	1,706.31

Approved By:

GABRIEL B. ATOLE
Supervising Agriculturist

FPA-FOCU-F8	
MOP	DAP
0-0-60	18-46-0
2643.33	-
2600.00	-
2700.00	-
-	-
2350.00	-
2440.00	-
2,546.67	-

CURRENT PRICES OF 6 MA

REGIONS/PROVINCE	UREA (PRILLED)	UREA (GRANULAR)
	46-0-0	46-0-0
Region No. VI		
Aklan	-	1677.50
Antique	-	1663.33
Capiz	-	1715.00
Guimaras	-	1814.29
Iloilo	-	1615.88
Negros Occidental	1750.00	1800.00
<i>ave</i>	1,750.00	1,714.33

Prepared By:

RYAN G. GELLADULA

Agriculturist II

MAJOR GRADES FERTILIZER PER PROVINCE PER REGION**FERTILIZER GRADES/ PRICE PER 50 KG. BAG**

AMMOSUL	COMPLETE	AMMOPHOS
21-0-0	14-14-14	16-20-0
812.50	1585.00	1545.00
738.33	1512.50	1440.00
888.64	1690.00	1545.00
878.57	1966.67	1996.67
759.72	1521.11	1473.53
706.67	1570.00	1465.00
797.41	1,640.88	1,577.53

Approved By:

NOEL V. NEGRE

Supervising Agriculturist

FPA-FOCU-F8	
MOP	DAP
0-0-60	18-46-0
2316.67	-
2155.00	2730.00
-	-
-	-
2260.71	2683.33
2100.00	2740.00
2,208.10	2,717.78

CURRENT PRICES OF 6 MA

REGIONS/PROVINCE	UREA (PRILLED)	UREA (GRANULAR)
	46-0-0	46-0-0
Region No. VII		
Bohol	1747.14	-
Cebu	1946.25	-
Negros Oriental	1731.67	-
<i>ave</i>	1,808.35	-

Prepared By:

HANNAH XENIA M. ERA
Administrative Aide VI

MAJOR GRADES FERTILIZER PER PROVINCE PER REGION

FERTILIZER GRADES/ PRICE PER 50 KG. BAG

AMMOSUL	COMPLETE	AMMOPHOS
21-0-0	14-14-14	16-20-0
1106.67	1734.00	1706.67
907.33	1802.80	1684.00
901.67	1831.67	1730.00
971.89	1,789.49	1,706.89

Approved By:

ARNULFO L. ARAUSA JR.
Supervising Agriculturist

FPA-FOCU-F8	
MOP	DAP
0-0-60	18-46-0
2550.00	-
2350.00	3383.33
2327.50	2781.67
2,409.17	3,082.50

Distributor

CURRENT PRICES OF 6 MA

REGIONS/PROVINCE	UREA (PRILLED)	UREA (GRANULAR)
	46-0-0	46-0-0
Region No. VIII		
Biliran	1750.00	-
Eastern Samar	2250.00	-
Leyte	1915.63	-
Northern Samar	2660.00	2375.00
Southern Leyte	2140.00	-
Western Samar	-	-
Siquijor	-	-
<i>ave</i>	2,143.13	2,375.00

Prepared By:

CRISILYN D. ORBISO
Administrative Aide VI

MAJOR GRADES FERTILIZER PER PROVINCE PER REGION**FERTILIZER GRADES/ PRICE PER 50 KG. BAG**

AMMOSUL	COMPLETE	AMMOPHOS
21-0-0	14-14-14	16-20-0
-	2020.00	1990.00
-	2100.00	-
996.43	1887.33	1932.50
-	2506.25	2250.00
1570.00	1978.33	2750.00
-	-	-
-	-	-
1,283.22	2,098.38	2,230.63

Approved By:

FRANCIS SALVADOR B. COSTAS
Supervising Agriculturist

FPA-FOCU-F8	
MOP	DAP
0-0-60	18-46-0
2350.00	-
-	-
2328.00	-
-	-
2590.00	-
-	-
-	-
2,422.67	-

CURRENT PRICES OF 6 MA

REGIONS/PROVINCE	UREA (PRILLED)	UREA (GRANULAR)
	46-0-0	46-0-0
Region No. IX		
Zamboanga City	-	-
Zamboanga del Norte	1830.00	-
Zamboanga del Sur	-	-
Zamboanga Sibugay	1646.67	-
<i>ave</i>	1,738.34	-

Prepared By:

FERNAND A. BAJA
Administrative Aide VI

MAJOR GRADES FERTILIZER PER PROVINCE PER REGION**FERTILIZER GRADES/ PRICE PER 50 KG. BAG**

AMMOSUL	COMPLETE	AMMOPHOS
21-0-0	14-14-14	16-20-0
-	-	-
860.00	1666.67	1612.50
-	-	-
863.33	1656.67	1656.67
861.67	1,661.67	1,634.59

Approved By:

ALEX S. PAALISBO
Supervising Agriculturist

FPA-FOCU-F8	
MOP	DAP
0-0-60	18-46-0
-	-
2600.00	3600.00
-	-
2756.67	-
2,678.34	3,600.00

CURRENT PRICES OF 6 MA

REGIONS/PROVINCE	UREA (PRILLED)	UREA (GRANULAR)
	46-0-0	46-0-0
Region No. X		
Bukidnon	1716.67	-
Camiguin	-	-
Lanao del Norte	1838.89	-
Misamis Occidental	1820.00	-
Misamis Oriental	1690.00	-
<i>ave</i>	1,766.39	-

Prepared By:

LORNA R. SAJOL
Agriculturist II

MAJOR GRADES FERTILIZER PER PROVINCE PER REGION**FERTILIZER GRADES/ PRICE PER 50 KG. BAG**

AMMOSUL	COMPLETE	AMMOPHOS
21-0-0	14-14-14	16-20-0
690.95	1550.00	1442.35
-	-	-
817.92	1651.11	1563.75
893.33	1747.50	1675.71
755.29	1593.50	1539.00
789.37	1,635.53	1,555.20

Approved By:

MA. SONIA C. CALLEJA
Supervising Agriculturist

FPA-FOCU-F8	
MOP	DAP
0-0-60	18-46-0
2243.67	2736.67
-	-
2501.67	2926.67
2713.33	2845.00
2212.50	2616.67
2,417.79	2,781.25

CURRENT PRICES OF 6 MA

REGIONS/PROVINCE	UREA (PRILLED)	UREA (GRANULAR)
	46-0-0	46-0-0
Region No. XI		
Davao City	1630.00	1550.00
Davao de Oro	1743.33	-
Davao del Norte	1875.33	1750.00
Davao del Sur	1776.00	1755.00
Davao Occidental	1426.67	1800.00
Davao Oriental	1882.50	1800.00
<i>ave</i>	1,722.31	1,731.00

Prepared By:

RUSTOM GAIN A. TANDUYAN

Agriculturist II

MAJOR GRADES FERTILIZER PER PROVINCE PER REGION

FERTILIZER GRADES/ PRICE PER 50 KG. BAG

AMMOSUL	COMPLETE	AMMOPHOS
21-0-0	14-14-14	16-20-0
717.78	1655.00	1635.00
730.00	1642.00	1575.00
741.54	1625.88	1649.41
753.68	1630.45	1558.95
716.67	1640.00	1910.00
813.33	1664.00	1680.00
745.50	1,642.89	1,668.06

Approved By:

MARRISA G. NAPALIT
Supervising Agriculturist

FPA-FOCU-F8	
MOP	DAP
0-0-60	18-46-0
2363.75	2760.00
2183.33	2750.00
2150.00	2747.00
2372.86	2823.33
2350.00	-
2331.25	2840.00
2,291.87	2,784.07

CURRENT PRICES OF 6 MA

REGION/PROVINCES	UREA (PRILLED)	UREA (GRANULAR)
Region No. XII	46-0-0	46-0-0
North Cotabato	1743.82	1750.00
Sarangani & Gensan	1761.11	-
South Cotabato	1726.00	1760.00
Sultan Kudarat	1752.22	1783.91
<i>ave</i>	1,745.79	1,764.64

Prepared By:

JENNIE M. BASILIO
Provincial Officer - South Cotabato

MAJOR FERTILIZER GRADES PER PROVINCE PER REGION

FERTILIZER GRADES/ PRICE PER 50 KG. BAG		
AMMOSUL	COMPLETE	AMMOPHOS
21-0-0	14-14-14	16-20-0
790.00	1695.00	1561.11
722.73	1621.00	1633.89
712.00	1583.33	1600.00
777.78	1618.70	1553.64
750.63	1,629.51	1,587.16

Approved By:

ALITA C. BORNEA
Regional Officer - Region XII

FPA-FOCU-F8	
MOP	DAP
0-0-60	18-46-0
2402.22	4350.00
2401.43	3000.00
2420.00	-
2319.38	-
2,385.76	3,675.00

CURRENT PRICES OF 6 MA

REGIONS/PROVINCE	UREA (PRILLED)	UREA (GRANULAR)
	46-0-0	46-0-0
Region CARAGA		
Agusan del Norte	1866.43	-
Agusan del Sur	1809.00	-
Surigao del Norte	1782.14	-
Surigao del Sur	1798.00	1850.00
<i>ave</i>	1,813.89	1,850.00

Prepared By:

MARK JEMUEL R. GABRIEL

Administrative Aide IV

MAJOR GRADES FERTILIZER PER PROVINCE PER REGION**FERTILIZER GRADES/ PRICE PER 50 KG. BAG**

AMMOSUL	COMPLETE	AMMOPHOS
21-0-0	14-14-14	16-20-0
775.63	1785.00	1800.00
811.00	1923.00	1976.00
793.57	1753.57	1851.67
771.25	1778.46	1780.00
787.86	1,810.01	1,851.92

Approved By:

DANILO S. NEGRE

Supervising Agriculturist

FPA-FOCU-F8	
MOP	DAP
0-0-60	18-46-0
2583.57	3000.00
2661.00	-
2519.17	-
2480.00	2933.33
2,560.94	2,966.67

CURRENT PRICES OF 6 MA

REGIONS/PROVINCE	UREA (PRILLED)	UREA (GRANULAR)
	46-0-0	46-0-0
BARMM		
Maguindanao	1732.50	1762.50
<i>ave</i>	1,732.50	1,762.50

Prepared By:

FERNAND A. BAJA
Administrative Aide VI

MAJOR GRADES FERTILIZER PER PROVINCE PER REGION

FERTILIZER GRADES/ PRICE PER 50 KG. BAG

AMMOSUL	COMPLETE	AMMOPHOS
21-0-0	14-14-14	16-20-0
739.38	1646.25	1568.33
739.38	1,646.25	1,568.33

Approved By:

ALEX S. PAALISBO
Supervising Agriculturist

	FPA-FOCU-F8	
MOP	DAP	
0-0-60	18-46-0	
	2520.00	-
	2,520.00	-