



Republic of the Philippines
 Department of Agriculture
FERTILIZER AND PESTICIDE AUTHORITY
 FPA bldg., BAI Compound, Visayas Ave., Diliman, Quezon City
 Telephone Nos. (02) 8426-1572/ (02) 8920-8573

CURRENT PRICES OF 6 MAJOR GRADES FERTILIZER PER PROVINCE PER REGION

November 20 to 24, 2023

FERTILIZER GRADES/ PRICE (PHP) PER 50 KG. BAG

REGION	UREA (PRILLED)	UREA (GRANULAR)	AMMOSUL	COMPLETE	AMMOPHOS	MOP	DAP
	46-0-0	46-0-0	21-0-0	14-14-14	16-20-0	0-0-60	18-46-0
<i>Price (Php) Per 50 kg. bag</i>							
CAR	1,785.00	1,647.02	837.78	1,488.00	1,653.89	-	-
REGION I	1,737.50	1,646.92	824.33	1,495.28	1,641.17	2,475.00	-
REGION II	1,713.42	1,718.89	901.20	1,709.17	1,555.24	2,554.35	-
REGION III	1,800.00	1,680.35	880.32	1,609.17	1,655.36	2,487.50	-
REGION IV	1,837.37	1,860.95	942.63	1,730.28	1,827.54	2,687.10	-
REGION V	1,829.63	1,969.75	1,024.96	1,695.19	1,776.52	2,581.88	-
REGION VI	1,611.43	1,687.12	820.02	1,613.17	1,666.92	2,191.67	2,652.50
REGION VII	1,760.33	1,790.00	835.84	1,589.00	1,646.67	2,260.00	2,797.50
REGION VIII	1,997.62	2,275.00	1,052.71	1,804.00	1,870.92	2,401.25	-
REGION IX	1,700.00	-	860.00	1,542.50	1,612.50	2,250.00	-
REGION X	1,742.30	-	815.81	1,557.87	1,619.76	2,371.75	2,707.36
REGION XI	1,652.11	1,672.54	726.27	1,579.67	1,642.74	2,262.73	2,847.35
REGION XII	1,599.32	1,596.00	713.95	1,462.05	1,553.92	2,166.16	2,741.67
CARAGA	1,774.63	-	765.73	1,721.43	1,819.24	2,390.21	2,977.78
BARMM	1,663.33	1,565.00	720.63	1,545.00	1,562.50	2,150.00	-
<i>average price</i>	1,746.93	1,759.13	848.14	1,609.45	1,673.66	2,373.54	2,787.36



CURRENT AVERAGE RETAIL PRICES OF 6 MAJOR GRADES OF INORGANIC FERTILIZERS PER PROVINCE

NOVEMBER 20 TO 24, 2023


REGION/PROVINCE	UREA (PRILLED) 46-0-0	UREA (GRANULAR) 46-0-0	AMMOSUL 21-0-0	COMPLETE 14-14-14	AMMOPHOS 16-20-0	MOP 0-0-60	DAP 18-46-0
CAR							
Abra	-	1,708.57	860.00	1,600.00	1,716.67	-	-
Apayao	-	1,620.00	866.67	1,450.00	1,616.67	-	-
Benguet	1,650.00	-	750.00	1,580.00	1,556.67	-	-
Ifugao	1,705.00	-	806.67	1,400.00	1,643.33	-	-
Kalinga	-	1,612.50	828.33	1,410.00	1,605.00	-	-
Mountain Province	2,000.00	-	915.00	-	1,785.00	-	-
<i>ave</i>	1,785.00	1,647.02	837.78	1,488.00	1,653.89	-	-
REGION I							
Ilocos Norte	-	1,720.00	908.00	1,602.50	1,736.00	-	-
Ilocos Sur	-	-	-	-	-	-	-
La Union	1,800.00	1,628.75	775.00	1,490.00	1,630.00	2,200.00	-
Pangasinan	1,675.00	1,592.00	790.00	1,393.33	1,557.50	2,750.00	-
<i>ave</i>	1,737.50	1,646.92	824.33	1,495.28	1,641.17	2,475.00	-
REGION II							
Cagayan	1,655.00	1,698.03	826.00	1,679.31	1,526.82	2,500.71	-
Isabela	1,675.50	1,660.47	837.78	1,709.86	1,538.57	2,506.67	-
Nueva Vizcaya	1,756.67	1,748.89	835.00	1,662.78	1,491.43	2,610.00	-
Quirino	1,766.50	1,768.18	1,106.00	1,784.71	1,664.12	2,600.00	-
<i>ave</i>	1,713.42	1,718.89	901.20	1,709.17	1,555.24	2,554.35	-
REGION III							
Aurora	-	1,750.00	850.00	1,550.00	1,750.00	-	-
Bataan	1,900.00	1,627.50	857.50	-	1,610.00	-	-
Bulacan	1,700.00	1,770.00	1,210.00	1,847.50	1,700.00	-	-
Nueva Ecija	-	1,625.00	775.00	1,550.00	1,565.00	-	-
Pampanga	1,750.00	1,612.50	790.00	1,475.00	1,600.00	2,400.00	-
Tarlac	1,750.00	1,580.77	763.75	-	1,582.50	-	-
Zambales	1,900.00	1,796.67	916.00	1,623.33	1,780.00	2,575.00	-
<i>ave</i>	1,800.00	1,680.35	880.32	1,609.17	1,655.36	2,487.50	-

REGION IV							
Batangas	1,866.67	1,892.00	828.00	-	1,967.50	2,650.00	-
Cavite	1,891.67	1,885.71	1,025.00	1,875.00	1,930.00	2,787.50	-
Laguna	1,812.50	1,925.00	865.00	1,600.00	1,740.00	2,750.00	-
Marinduque	-	2,112.50	1,350.00	2,240.00	2,240.00	-	-
Occidental Mindoro	1,766.00	1,691.43	808.18	1,456.67	1,567.50	2,498.00	-
Oriental Mindoro	-	1,870.00	922.22	1,560.00	1,647.78	2,750.00	-
Palawan	-	-	-	-	-	-	-
Quezon	1,850.00	1,650.00	800.00	1,650.00	1,700.00	-	-
Romblon	-	-	-	-	-	-	-
Rizal	-	-	-	-	-	-	-
<i>ave</i>	1,837.37	1,860.95	942.63	1,730.28	1,827.54	2,687.10	-
REGION V							
Albay	1,775.00	1,785.00	946.43	1,726.43	1,676.88	2,612.50	-
Camarines Norte	1,725.00	1,880.00	890.00	1,632.86	1,755.56	2,600.00	-
Camarines Sur	1,707.78	1,814.00	940.00	1,602.50	1,664.50	2,675.00	-
Catanduanes	1,790.00	-	1,100.00	-	1,820.00	-	-
Masbate	2,233.33	2,400.00	1,065.00	1,886.00	2,066.00	-	-
Sorsogon	1,746.67	-	1,208.33	1,628.18	1,676.15	2,440.00	-
<i>ave</i>	1,829.63	1,969.75	1,024.96	1,695.19	1,776.52	2,581.88	-
REGION VI							
Aklan	-	1,678.33	830.00	1,516.67	1,586.67	2,375.00	-
Antique	-	-	-	-	-	-	-
Capiz	-	1,718.00	911.11	1,650.00	1,725.00	-	-
Guimaras	-	1,814.29	878.57	1,996.67	1,966.67	-	-
Iloilo	-	1,595.00	750.42	1,465.83	1,506.25	2,140.00	2,675.00
Negros Occidental	1,611.43	1,630.00	730.00	1,436.67	1,550.00	2,060.00	2,630.00
<i>ave</i>	1,611.43	1,687.12	820.02	1,613.17	1,666.92	2,191.67	2,652.50
REGION VII							
Bohol	1,735.00	-	-	-	1,732.00	-	-
Cebu	1,796.00	1,790.00	821.67	1,628.00	1,528.00	2,220.00	3,025.00
Negros Oriental	1,750.00	-	850.00	1,550.00	1,680.00	2,300.00	2,570.00
Siquijor	-	-	-	-	-	-	-
<i>ave</i>	1,760.33	1,790.00	835.84	1,589.00	1,646.67	2,260.00	2,797.50


REGION VIII							
Biliran	1,800.00	-	-	1,600.00	1,700.00	2,400.00	-
Eastern Samar	-	-	-	-	-	-	-
Leyte	1,861.43	-	1,032.50	1,605.00	1,735.00	2,330.00	-
Northern Samar	2,300.00	2,275.00	1,250.00	2,265.00	2,306.25	-	-
Southern Samar	1,966.67	-	953.33	1,820.00	1,778.33	2,425.00	-
Western Samar	2,060.00	-	975.00	1,730.00	1,835.00	2,450.00	-
<i>ave</i>	1,997.62	2,275.00	1,052.71	1,804.00	1,870.92	2,401.25	-
REGION IX							
Zamboanga City	-	-	-	-	-	-	-
Zamboanga del Norte	-	-	870.00	1,585.00	1,625.00	-	-
Zamboanga del Sur	-	-	-	-	-	-	-
Zamboanga Sibugay	1,700.00	-	850.00	1,500.00	1,600.00	2,250.00	-
<i>ave</i>	1,700.00	-	860.00	1,542.50	1,612.50	2,250.00	-
REGION X							
Bukidnon	1,694.03	-	790.20	1,532.03	1,596.71	2,310.32	2,702.08
Camiguin	-	-	-	-	-	-	-
Lanao del Norte	1,735.63	-	796.50	1,561.67	1,640.00	2,370.00	2,810.00
Misamis Occidental	1,853.13	-	877.78	1,672.78	1,688.33	2,640.00	-
Misamis Oriental	1,686.43	-	798.75	1,465.00	1,554.00	2,166.67	2,610.00
<i>ave</i>	1,742.30	-	815.81	1,557.87	1,619.76	2,371.75	2,707.36
REGION XI							
Davao City	1,650.00	-	731.67	1,695.00	1,642.86	2,258.33	2,866.67
Davao de Oro	1,611.43	1,666.67	710.00	1,514.29	1,628.57	2,206.25	2,750.00
Davao del Norte	1,591.25	1,682.50	725.87	1,485.29	1,553.53	2,019.41	2,721.00
Davao del Sur	1,596.00	1,601.00	720.77	1,501.74	1,571.88	2,170.48	2,779.06
Davao Occidental	1,640.00	-	715.00	1,575.00	1,723.33	2,450.00	-
Davao Oriental	1,824.00	1,740.00	754.29	1,706.67	1,736.25	2,471.88	3,120.00
<i>ave</i>	1,652.11	1,672.54	726.27	1,579.67	1,642.74	2,262.73	2,847.35
REGION XII							
North Cotabato	1,646.43	1,625.00	690.00	1,443.13	1,546.88	2,226.88	2,700.00
Sarangani	1,592.22	-	703.64	1,474.44	1,557.00	2,128.57	2,625.00
South Cotabato	1,553.64	1,585.00	696.25	1,447.00	1,550.71	2,118.00	2,900.00
Sultan Kudarat	1,605.00	1,578.00	765.92	1,483.64	1,561.07	2,191.18	-
<i>ave</i>	1 599 32	1 596 00	713 95	1 462 05	1 553 92	2 166 16	2 741 67

CARAGA							
Agusan del Norte	1,816.43	-	776.43	1,737.14	1,940.71	2,524.29	3,000.00
Agusan del Sur	1,748.00	-	758.00	1,710.00	1,755.00	2,358.00	3,000.00
Surigao del Norte	1,765.00	-	762.14	1,717.86	1,800.00	2,314.17	-
Surigao del Sur	1,769.09	-	766.36	1,720.71	1,781.25	2,364.38	2,933.33
<i>ave</i>	1,774.63	-	765.73	1,721.43	1,819.24	2,390.21	2,977.78
BARMM							
Maguindanao	1,663.33	1,565.00	720.63	1,545.00	1,562.50	2150	-
<i>ave</i>	1,663.33	1,565.00	720.63	1,545.00	1,562.50	2,150.00	-


Prepared by:


JAYAR VILLASPER RIVERA
 Agriculturist II

Noted by:


EDWARD ALLEN ALCALAPATIA
 Senior Agriculturist

Approved:


JULIETA B. LANSANGAN, MSA, MSES
 Executive Director III