



Republic of the Philippines
 Department of Agriculture
Fertilizer and Pesticide Authority

FPA Bldg. BAI Compound, Visayas Ave. Diliman, Quezon City P.O. Box 2582, Q.C.
 Tel. Nos. 8920-8573, 8441-1601, 8922-3368
 E-mail add: fpacentral77@gmail.com | Website: <http://fpa.da.gov.ph>

CURRENT PRICES OF 6 MAJOR GRADES FERTILIZER PER PROVINCE PER REGION

May 29 to June 2, 2023

FERTILIZER GRADES/ PRICE (PHP) PER 50 KG. BAG

REGION	UREA (PRILLED)	UREA (GRANULAR)	AMMOSUL	COMPLETE	AMMOPHOS	MOP	DAP
	46-0-0	46-0-0	21-0-0	14-14-14	16-20-0	0-0-60	18-46-0
<i>Price (Php) Per 50 kg. bag</i>							
CAR	1,808.34	-	914.45	1,974.17	1,731.00	-	-
REGION I	1,660.00	1,558.50	861.59	1,889.69	1,829.59	2,831.11	-
REGION II	1,661.26	1,592.54	898.30	1,888.51	1,724.65	2,507.50	-
REGION III	1,890.00	1,547.90	937.86	1,877.45	1,781.00	2,800.00	-
REGION IV	1,988.35	2,020.14	1,146.91	2,203.99	2,137.96	2,845.00	-
REGION V	2,226.50	2,276.39	1,338.99	2,170.24	2,146.17	2,966.88	-
REGION VI	-	1,675.55	980.35	1,966.77	1,895.22	2,505.54	2,950.00
REGION VII	2,060.83	-	1,115.84	2,050.89	1,941.34	2,593.75	3,212.50
REGION VIII	2,336.25	2,280.00	1,073.00	2,270.21	2,268.34	2,312.50	-
REGION IX	1,790.00	-	-	1,920.00	1,850.00	-	-
REGION X	1,735.75	-	818.79	1,909.20	1,776.40	2,727.69	3,305.00
REGION XI	1,856.80	1,814.76	827.43	2,039.63	1,913.39	2,606.68	3,498.75
REGION XII	1,463.26	1,532.24	760.53	1,833.60	1,771.53	2,619.02	3,683.33
CARAGA	2,048.82	-	947.62	2,091.85	2,081.25	2,763.04	4,155.00
BARMM	1,366.67	1,441.25	704.29	1,826.43	1,737.14	2,750.00	-
<i>average price</i>	1,849.49	1,773.93	951.85	1,994.17	1,905.66	2,679.13	3,467.43



CURRENT AVERAGE RETAIL PRICES OF 6 MAJOR GRADES OF INORGANIC FERTILIZERS PER PROVINCE

May 29 to June 2, 2023

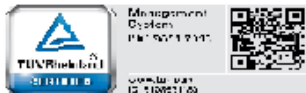
REGION/PROVINCE	UREA (PRILLED)	UREA (GRANULAR)	AMMOSUL	COMPLETE	AMMOPHOS	MOP	DAP
	46-0-0	46-0-0	21-0-0	14-14-14	16-20-0	0-0-60	18-46-0
CAR							
Abra	-	-	-	-	-	-	-
Apayao	-	-	-	-	-	-	-
Benguet	1,800.00	-	806.67	1,820.00	1,862.00	-	-
Ifugao	1,816.67	-	966.67	1,977.50	1,600.00	-	-
Kalinga	-	-	-	-	-	-	-
Mountain Province	-	-	970.00	2,125.00	-	-	-
<i>ave</i>	1,808.34	-	914.45	1,974.17	1,731.00	-	-
REGION I							
Ilocos Norte	-	1,500.00	887.50	2,025.00	1,916.67	3,000.00	-
Ilocos Sur	-	1,934.00	922.00	1,970.00	1,935.00	-	-
La Union	1,645.00	1,440.00	852.86	1,850.00	1,816.67	2,850.00	-
Pangasinan	1,675.00	1,360.00	784.00	1,713.75	1,650.00	2,643.33	-
<i>ave</i>	1,660.00	1,558.50	861.59	1,889.69	1,829.59	2,831.11	-
REGION II							
Cagayan	1,565.00	1,477.37	862.22	1,910.79	1,713.50	2,000.00	-
Isabela	1,548.00	1,491.20	848.13	1,850.00	1,605.00	-	-
Nueva Vizcaya	1,816.67	1,715.88	951.19	1,969.25	1,931.54	3,015.00	-
Quirino	1,715.38	1,685.71	931.67	1,824.00	1,648.57	-	-
<i>ave</i>	1,661.26	1,592.54	898.30	1,888.51	1,724.65	2,507.50	-
REGION III							
Aurora	-	1,479.50	900.00	1,953.00	1,800.00	-	-
Bataan	2,050.00	1,477.50	1,020.00	1,730.00	-	-	-
Bulacan	1,660.00	1,780.00	1,260.00	1,710.00	1,955.00	-	-
Nueva Ecija	-	1,550.00	800.00	1,712.50	1,500.00	-	-
Pampanga	-	1,532.50	850.00	2,016.67	1,700.00	2,800.00	-
Tarlac	1,800.00	1,333.33	725.00	1,900.00	-	-	-
Zambales	2,050.00	1,682.50	1,010.00	2,120.00	1,950.00	-	-
<i>ave</i>	1,890.00	1,547.90	937.86	1,877.45	1,781.00	2,800.00	-



REGION IV							
Batangas	2,046.25	1,645.00	854.29	2,280.00	2,156.67	2,860.00	-
Cavite	2,008.00	2,038.00	1,155.00	2,191.67	2,278.33	3,025.00	-
Laguna	1,970.00	1,970.00	1,014.17	2,190.00	2,012.50	2,900.00	-
Marinduque	-	2,580.00	1,410.00	2,542.00	2,393.33	-	-
Occidental Mindoro	2,035.00	1,755.45	1,052.86	2,061.67	1,922.00	2,896.67	-
Oriental Mindoro	-	2,331.11	1,297.50	2,262.22	2,268.00	2,905.00	-
Palawan	-	1,866.67	1,220.00	1,900.00	1,900.00	2,450.00	-
Quezon	1,882.50	1,935.00	993.33	2,185.00	2,127.50	2,843.33	-
Romblon	-	2,060.00	1,325.00	2,223.33	2,183.33	2,880.00	-
Rizal	-	-	-	-	-	-	-
<i>ave</i>	1,988.35	2,020.14	1,146.91	2,203.99	2,137.96	2,845.00	-
REGION V							
Albay	1,905.00	2,023.33	1,156.43	1,932.14	1,986.88	2,877.50	-
Camarines Norte	2,123.00	-	1,500.00	2,061.25	2,082.22	-	-
Camarines Sur	2,077.78	1,930.83	1,177.50	1,945.00	2,098.75	2,900.00	-
Catanduanes	2,327.50	-	1,505.00	2,447.50	-	-	-
Masbate	2,750.00	2,875.00	1,385.00	2,466.25	2,396.00	3,450.00	-
Sorsogon	2,175.71	-	1,310.00	2,169.29	2,167.00	2,640.00	-
<i>ave</i>	2,226.50	2,276.39	1,338.99	2,170.24	2,146.17	2,966.88	-
REGION VI							
Aklan	-	1,550.00	1,025.00	2,037.50	1,910.00	2,660.00	-
Antique	-	1,505.00	935.00	1,861.67	1,792.50	-	-
Capiz	-	1,706.25	944.44	1,925.56	1,850.00	2,600.00	-
Guimaras	-	1,852.86	1,028.57	2,008.33	2,046.67	2,325.00	-
Iloilo	-	1,763.64	968.75	2,000.77	1,876.92	2,437.14	2,950.00
Negros Occidental	-	-	-	-	-	-	-
<i>ave</i>	-	1,675.55	980.35	1,966.77	1,895.22	2,505.54	2,950.00
REGION VII							
Bohol	2,055.00	-	-	2,060.00	-	-	-
Cebu	1,800.00	-	915.00	1,866.00	1,796.00	2,417.50	3,212.50
Negros Oriental	2,327.50	-	1,316.67	2,226.67	2,086.67	2,770.00	-
Siquijor	-	-	-	-	-	-	-
<i>ave</i>	2,060.83	-	1,115.84	2,050.89	1,941.34	2,593.75	3,212.50



REGION VIII							
Biliran	-	-	-	-	-	-	-
Eastern Samar	-	-	-	-	-	-	-
Leyte	1,880.00	-	1,073.00	1,933.33	1,916.67	2,312.50	-
Northern Samar	3,025.00	2,280.00	-	2,697.50	2,620.00	-	-
Southern Samar	1,960.00	-	-	2,100.00	-	-	-
Western Samar	2,480.00	-	-	2,350.00	-	-	-
<i>ave</i>	2,336.25	2,280.00	1,073.00	2,270.21	2,268.34	2,312.50	-
REGION IX							
Zamboanga City	-	-	-	-	-	-	-
Zamboanga del Norte	1,790.00	-	-	1,920.00	1,850.00	-	-
Zamboanga del Sur	-	-	-	-	-	-	-
Zamboanga Sibugay	-	-	-	-	-	-	-
<i>ave</i>	1,790.00	-	-	1,920.00	1,850.00	-	-
REGION X							
Bukidnon	1,346.32	-	672.86	1,776.43	1,576.84	2,494.74	2,890.00
Camiguin	-	-	-	-	-	-	-
Lanao del Norte	1,616.67	-	823.13	1,952.86	1,865.00	2,820.00	3,045.00
Misamis Occidental	2,020.00	-	970.00	2,055.00	1,953.75	2,940.00	3,980.00
Misamis Oriental	1,960.00	-	809.17	1,852.50	1,710.00	2,656.00	-
<i>ave</i>	1,735.75	-	818.79	1,909.20	1,776.40	2,727.69	3,305.00
REGION XI							
Davao City	1,721.67	-	792.86	1,913.33	1,881.43	2,651.43	4,250.00
Davao de Oro	2,050.00	1,800.00	-	2,250.00	-	2,520.00	2,900.00
Davao del Norte	1,674.71	1,544.29	774.09	1,876.67	1,775.00	2,497.50	3,255.00
Davao del Sur	-	-	-	-	-	-	-
Davao Occidental	-	-	-	-	-	-	-
Davao Oriental	1,980.80	2,100.00	915.33	2,118.50	2,083.75	2,757.80	3,590.00
<i>ave</i>	1,856.80	1,814.76	827.43	2,039.63	1,913.39	2,606.68	3,498.75
REGION XII							
North Cotabato	1,544.29	1,635.00	837.19	1,824.69	1,745.94	2,621.56	4,250.00
Sarangani	1,458.33	-	728.75	1,864.29	1,865.71	2,716.67	3,500.00
South Cotabato	1,404.00	1,504.00	706.00	1,835.00	1,771.00	2,630.00	3,300.00
Sultan Kudarat	1,446.43	1,457.73	770.16	1,810.40	1,703.48	2,507.86	-
<i>ave</i>	1,463.26	1,532.24	760.53	1,833.60	1,771.53	2,619.02	3,683.33




CARAGA							
Agusan del Norte	2,263.00	-	966.00	2,190.00	2,290.00	2,868.00	-
Agusan del Sur	1,928.00	-	867.00	2,054.00	2,034.00	2,695.00	4,510.00
Surigao del Norte	2,134.29	-	1,029.29	2,075.71	1,994.17	2,774.17	-
Surigao del Sur	1,870.00	-	928.18	2,047.69	2,006.82	2,715.00	3,800.00
<i>ave</i>	2,048.82	-	947.62	2,091.85	2,081.25	2,763.04	4,155.00
BARMM							
Maguindanao	1,366.67	1,441.25	704.29	1,826.43	1,737.14	2,750.00	-
<i>ave</i>	1,366.67	1,441.25	704.29	1,826.43	1,737.14	2,750.00	-


Prepared by:


ELIZA MARIE G. DIVINA
 Administrative Aide VI

Noted by:


EDWARD ALLEN A. CALAPATIA
 Senior Agriculturist

Approved:


JULIETA B. LANSANGAN
 Officer-In-Charge

