



Republic of the Philippines
 Department of Agriculture
FERTILIZER AND PESTICIDE AUTHORITY
 FPA bldg., BAI Compound, Visayas Ave., Diliman, Quezon City
 Telephone Nos. (02) 8426-1572/ (02) 8920-8573

CURRENT PRICES OF 6 MAJOR GRADES FERTILIZER PER PROVINCE PER REGION

DECEMBER 25 to DECEMBER 29, 2023

FERTILIZER GRADES/ PRICE (PHP) PER 50 KG. BAG

REGION	UREA (PRILLED)	UREA (GRANULAR)	AMMOSUL	COMPLETE	AMMOPHOS	MOP	DAP
	46-0-0	46-0-0	21-0-0	14-14-14	16-20-0	0-0-60	18-46-0
<i>Price (Php) Per 50 kg. bag</i>							
CAR	1,772.22	-	868.33	1,681.33	1,612.50	-	-
REGION I	-	1,612.50	782.17	1,648.75	1,509.79	2,200.00	-
REGION II	1,672.58	1,733.80	881.99	1,704.16	1,565.65	2,540.83	-
REGION III	1,783.83	1,685.78	854.16	1,646.53	1,629.17	2,380.00	-
REGION IV	1,887.50	1,955.46	953.24	1,828.93	1,753.04	2,700.67	-
REGION V	1,848.02	1,882.86	1,005.30	1,754.23	1,667.98	2,580.00	-
REGION VI	1,522.00	1,664.37	815.93	1,650.25	1,584.60	2,116.11	2,592.50
REGION VII	1,656.67	1,700.00	899.44	1,620.55	1,538.22	2,175.00	2,775.00
REGION VIII	2,038.52	2,275.00	1,086.67	1,952.48	1,930.84	2,402.80	-
REGION IX	1,783.34	-	878.75	1,633.34	1,539.17	2,466.67	3,000.00
REGION X	1,680.38	1,860.00	785.08	1,580.43	1,505.83	2,293.48	2,684.82
REGION XI	1,616.67	1,606.48	740.65	1,632.00	1,565.58	2,175.66	2,709.14
REGION XII	1,537.55	1,553.86	735.47	1,533.97	1,455.11	2,048.15	2,612.50
CARAGA	1,761.25	-	764.34	1,720.63	1,796.25	2,390.53	2,966.67
BARM	1,644.17	1,534.50	730.71	1,537.78	1,463.75	2,030.00	-
average price	1,728.91	1,755.38	852.15	1,675.02	1,607.83	2,321.42	2,762.95



CURRENT AVERAGE RETAIL PRICES OF 6 MAJOR GRADES OF INORGANIC FERTILIZERS PER PROVINCE

DECEMBER 25 to DECEMBER 29, 2023


REGION/PROVINCE	UREA (PRILLED)	UREA (GRANULAR)	AMMOSUL	COMPLETE	AMMOPHOS	MOP	DAP
	46-0-0	46-0-0	21-0-0	14-14-14	16-20-0	0-0-60	18-46-0
CAR							
Abra	-	-	-	-	-	-	-
Apayao	-	-	-	-	-	-	-
Benguet	1,600.00	-	750.00	1,500.00	1,550.00	-	-
Ifugao	1,756.67	-	860.00	1,734.00	1,675.00	-	-
Kalinga	-	-	-	-	-	-	-
Mountain Province	1,960.00	-	995.00	1,810.00	-	-	-
<i>ave</i>	1,772.22	-	868.33	1,681.33	1,612.50	-	-
REGION I							
Ilocos Norte	-	1,610.00	765.00	1,660.00	1,506.67	2,200.00	-
Ilocos Sur	-	1,710.00	827.00	1,770.00	1,727.50	-	-
La Union	-	1,600.00	786.67	1,610.00	1,445.00	-	-
Pangasinan	-	1,530.00	750.00	1,555.00	1,360.00	-	-
<i>ave</i>	-	1,612.50	782.17	1,648.75	1,509.79	2,200.00	-
REGION II							
Cagayan	1,711.43	1,723.88	880.59	1,730.28	1,550.37	2,525.00	-
Isabela	1,500.00	1,655.00	-	1,650.00	1,516.67	-	-
Nueva Vizcaya	1,722.22	1,747.22	826.05	1,651.90	1,531.43	2,497.50	-
Quirino	1,756.67	1,809.09	939.33	1,784.47	1,664.12	2,600.00	-
<i>ave</i>	1,672.58	1,733.80	881.99	1,704.16	1,565.65	2,540.83	-
REGION III							
Aurora	-	1,775.00	883.33	1,750.00	1,623.33	-	-
Bataan	1,900.00	1,627.50	857.50	1,610.00	-	-	-
Bulacan	1,730.00	1,800.00	1,010.00	1,700.00	1,825.00	-	-
Nueva Ecija	1,700.00	1,600.00	760.00	1,567.50	1,433.33	2,400.00	-
Pampanga	-	-	-	-	-	-	-
Tarlac	1,704.17	1,503.85	721.25	1,500.00	-	-	-
Zambales	1,885.00	1,808.33	892.86	1,751.67	1,635.00	2,360.00	-
<i>ave</i>	1,783.83	1,685.78	854.16	1,646.53	1,629.17	2,380.00	-

REGION IV							
Batangas	1,900.00	1,926.67	825.00	1,896.67	1,750.00	2,800.00	-
Cavite	1,912.50	1,827.78	966.67	1,947.50	1,868.75	2,790.00	-
Laguna	1,787.50	1,915.00	850.00	1,715.00	1,600.00	2,750.00	-
Marinduque	-	2,200.00	1,130.00	2,162.50	2,205.00	-	-
Occidental Mindoro	-	-	-	-	-	-	-
Oriental Mindoro	-	1,913.33	897.78	1,595.00	1,530.00	2,733.33	-
Palawan	-	-	1,050.00	1,702.50	1,692.50	2,430.00	-
Quezon	1,950.00	1,950.00	-	1,783.33	1,625.00	-	-
Romblon	-	-	-	-	-	-	-
Rizal	-	-	-	-	-	-	-
<i>ave</i>	1,887.50	1,955.46	953.24	1,828.93	1,753.04	2,700.67	-
REGION V							
Albay	-	-	-	-	-	-	-
Camarines Norte	1,711.00	1,880.00	890.00	1,678.89	1,610.00	2,600.00	-
Camarines Sur	1,694.44	1,818.57	1,009.00	1,652.27	1,596.36	2,700.00	-
Catanduanes	1,883.33	-	1,100.00	1,840.00	-	-	-
Masbate	2,200.00	1,950.00	1,065.00	1,930.00	1,830.00	-	-
Sorsogon	1,751.33	-	962.50	1,670.00	1,635.56	2,440.00	-
<i>ave</i>	1,848.02	1,882.86	1,005.30	1,754.23	1,667.98	2,580.00	-
REGION VI							
Aklan	-	1,600.00	816.67	1,563.33	1,500.00	2,175.00	-
Antique	-	-	-	-	-	-	-
Capiz	-	1,686.67	894.00	1,687.50	1,587.50	-	-
Guimaras	-	1,814.29	878.57	1,966.67	1,996.67	-	-
Iloilo	-	1,590.91	750.42	1,501.25	1,460.83	2,140.00	2,675.00
Negros Occidental	1,522.00	1,630.00	740.00	1,532.50	1,378.00	2,033.33	2,510.00
<i>ave</i>	1,522.00	1,664.37	815.93	1,650.25	1,584.60	2,116.11	2,592.50
REGION VII							
Bohol	1,661.67	-	878.33	1,660.31	1,546.67	-	-
Cebu	1,625.00	1,700.00	800.00	1,568.00	1,478.00	2,125.00	2,925.00
Negros Oriental	1,683.33	-	1,020.00	1,633.33	1,590.00	2,225.00	2,625.00
Siquijor	-	-	-	-	-	-	-
<i>ave</i>	1,656.67	1,700.00	899.44	1,620.55	1,538.22	2,175.00	2,775.00

REGION VIII							
Biliran	-	-	-	-	-	-	-
Eastern Samar	-	-	-	-	-	-	-
Leyte	1,845.56	-	923.33	1,748.33	1,596.67	2,402.80	-
Northern Samar	2,300.00	2,275.00	1,250.00	2,306.25	2,265.00	-	-
Southern Samar	1,970.00	-	-	-	-	-	-
Western Samar	-	-	-	1,802.86	-	-	-
<i>ave</i>	2,038.52	2,275.00	1,086.67	1,952.48	1,930.84	2,402.80	-
REGION IX							
Zamboanga City	-	-	-	-	-	-	-
Zamboanga del Norte	-	-	-	-	-	-	-
Zamboanga del Sur	1,776.67	-	860.00	1,590.00	1,505.00	-	-
Zamboanga Sibugay	1,790.00	-	897.50	1,676.67	1,573.33	2,466.67	3,000.00
<i>ave</i>	1,783.34	-	878.75	1,633.34	1,539.17	2,466.67	3,000.00
REGION X							
Bukidnon	1,490.43	-	675.22	1,467.81	1,362.06	2,037.50	2,627.78
Camiguin	-	-	-	-	-	-	-
Lanao del Norte	1,659.44	-	773.20	1,602.86	1,496.25	2,311.43	2,860.00
Misamis Occidental	1,871.00	1,860.00	898.57	1,709.38	1,700.00	2,710.00	-
Misamis Oriental	1,700.63	-	793.33	1,541.67	1,465.00	2,115.00	2,566.67
<i>ave</i>	1,680.38	1,860.00	785.08	1,580.43	1,505.83	2,293.48	2,684.82
REGION XI							
Davao City	1,675.00	-	737.14	1,628.57	1,636.00	2,216.67	2,800.00
Davao de Oro	-	-	-	-	-	-	-
Davao del Norte	1,547.78	1,575.00	713.96	1,535.56	1,429.41	1,971.76	2,547.00
Davao del Sur	1,553.08	1,544.44	712.61	1,535.87	1,455.00	2,085.71	2,589.55
Davao Occidental	1,637.50	-	742.86	1,755.00	1,590.00	2,426.67	-
Davao Oriental	1,670.00	1,700.00	796.67	1,705.00	1,717.50	2,177.50	2,900.00
<i>ave</i>	1,616.67	1,606.48	740.65	1,632.00	1,565.58	2,175.66	2,709.14
REGION XII							
North Cotabato	1,539.64	1,550.00	752.81	1,521.56	1,425.31	2,026.25	2,600.00
Sarangani	1,545.56	-	711.82	1,541.00	1,462.22	1,998.57	2,625.00
South Cotabato	1,530.00	1,538.00	708.75	1,523.33	1,454.44	2,004.44	-
Sultan Kudarat	1,535.00	1,573.57	768.48	1,550.00	1,478.46	2,163.33	-
<i>ave</i>	1,537.55	1,553.86	735.47	1,533.97	1,455.11	2,048.15	2,612.50


CARAGA								
Agusan del Norte	1,822.00	-	778.00	1,760.00	1,942.00	2,548.00	-	-
Agusan del Sur	1,748.00	-	758.00	1,710.00	1,755.00	2,358.00	3,000.00	-
Surigao del Norte	1,765.00	-	772.14	1,725.00	1,800.00	2,368.33	-	-
Surigao del Sur	1,710.00	-	749.23	1,687.50	1,688.00	2,287.78	2,933.33	-
<i>ave</i>	1,761.25	-	764.34	1,720.63	1,796.25	2,390.53	2,966.67	-
BARMM								
Maguindanao	1,644.17	1,534.50	730.71	1,537.78	1,463.75	2,030.00	-	-
<i>ave</i>	1,644.17	1,534.50	730.71	1,537.78	1,463.75	2,030.00	-	-

Prepared by:



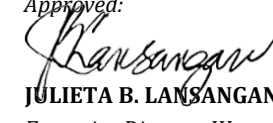
JAYAR VILLASPER RIVERA
Agriculturist II

Noted by:



EDWARD ALLEN ALCALA PATIA
Senior Agriculturist

Approved:



JULIETA B. LANSANGAN, MSA, MSES
Executive Director III