

Philippine fertilizer price outlook: A reality for farmers and fishers

Myer Mula^{1*} and Kimberly Coronado²

¹ Deputy Executive Director – Fertilizer and Pesticide Authority; National Program Director – Special Area for Agricultural Development (SAAD) Program; *Corresponding Author; email: dedfmyer.fpa@gmail.gov

² Economist II - Fertilizer and Pesticide Authority, Department of Agriculture

Abstract

The Philippines, as a net importer of fertilizer, is vulnerable to the rising fertilizer prices due to Covid 19 pandemic causing fertilizer shortages around the globe, higher input costs and fuel prices, disruption of production and trade, including geopolitical disputes (Russia and Ukraine). The study was aimed to analyze fertilizer import prices and dealer prices to provide proposals for importation, marketing, pricing, and other policy recommendations.

Results reveal that import prices vary from country to country and started to increase in early 2021. From February to April 2022, the lowest average import price of Prilled Urea is from Uzbekistan (\$648.00/MT), Granular Urea from China (\$602.00/MT), Ammosul from Japan (\$296.58/MT), Complete fertilizer from Korea (\$608/MT), Ammophos from Korea (\$490/MT), MOP from Jordan (\$570.37/MT), and DAP from China (\$900/MT), thus automatically affecting regional dealers prices due to archipelagic situation that entails additional logistical cost. Prilled Urea had the highest price in Region VI (Php 2,814.83) and the lowest in Region XIII (Php 2,536.11); Granular Urea was high in Region V (Php 2,826.33) and low in Region VII (Php 2,430.00); Ammosul was high in CAR (Php 1,533.65) and low in Region XI (Php 1,302.31); Complete fertilizer was high in CAR (Php 2,220.37) and low in Region XII (Php 1,793.50); Ammophos was high in Region V (Php 1,948.55) and low in Region XII (Php 1,583.54); MOP was highest in Region IX (Php 2,054.51) and lowest in Region II (Php 1,749.20); and DAP was highest in Region VII (Php 2,944.30) and lowest in Region VIII (Php 1,883.33). This indicates that average prices of different fertilizer grades are generally lower in nearby seaports (i.e. Regions III, XI, XII, and XIII).

Likewise, variation in dealer's prices is influenced more by the company, brand and logistical cost hence, the incorporation of Suggested Retail Price (SRP) and Maximum Retail Price (MRP) should be calculated based on the source of origin and be institutionalized by the Department of Agriculture (DA) and Department of Trade and Industry (DTI) centered on the location where the fertilizers are locally sold, and the government should open up bilateral agreement with countries (G2G) producing fertilizers for lesser acquisition cost.

Introduction

In recent months we witnessed a sharp increase in fertilizer prices worldwide. International prices of urea rose from \$216/MT in June 2020 to \$393.25/MT in June 2021, while prices of diammonium phosphate (DAP) soared from \$263/MT in June 2020 to \$604.75/MT during the same period of 2021 (Baffes and Koh, 2021). Global fertilizer prices increased during 2021 with limited supply brought about by the disruption of production and transportation due to the COVID-19 pandemic, higher input costs, hike in fuel prices, trade disputes and geopolitics, and the recent Russia invading Ukraine (Roldan et. al. 2021).

Countries (i.e., Australia, Brazil, India) also increased their fertilizer demand to stimulate local agricultural production, China even banned export of their fertilizer products (Mula, 2022). The situation was further aggravated by the conflict in Ukraine and the sanctions imposed by Western countries on Russia and Belarus.

Import prices remained volatile but are generally increasing, regardless of country of origin. The trend of average local dealers' prices per month from 2019 to 2021 (Month 1 to 36), covering the pre-pandemic period to the height of global lockdowns to the gradual easing of quarantine restrictions is shown in Figure 1. Fertilizer prices in the Philippines started to increase during the mid-year (Month 19) of 2021 and further surged towards the end of the year (Month 24). While fertilizer prices are volatile, a relatively steady trend is observed until mid of 2021 (Month 1 to 18). During the stringent lockdown in the country in 2020 (Month 15), local prices of fertilizers remained close to the 2019 prices (Month 1 to 12); the price of urea even declined. Around May-June 2021 (Months 29 & 30), prices for all fertilizer grades started to increase and further surged towards December (Month 36).

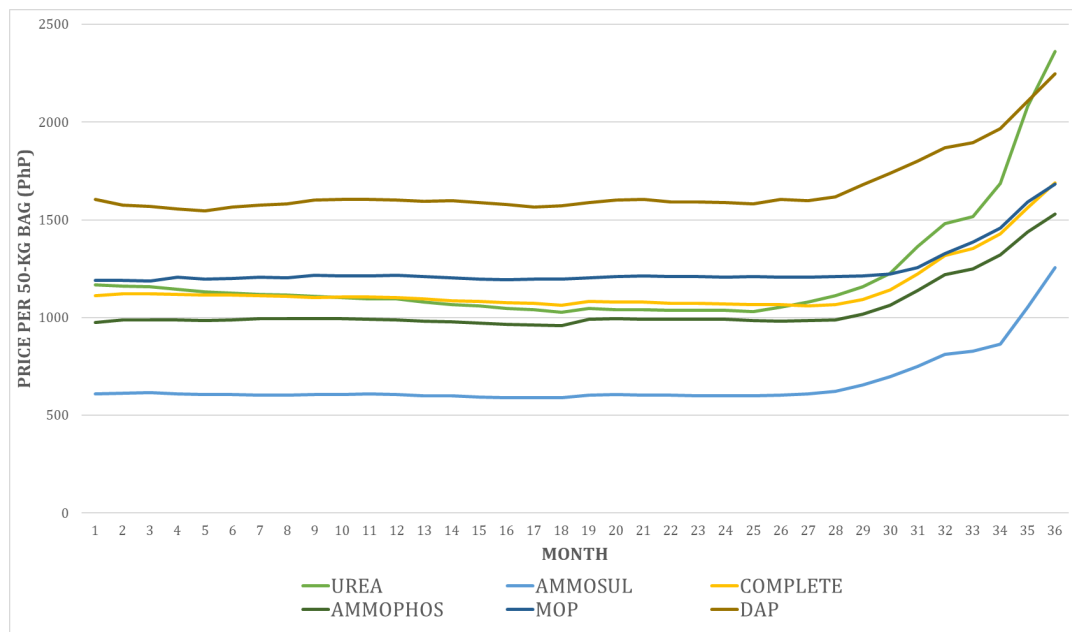


Figure 1. Trend of average monthly dealer's prices of the six major fertilizer grades, 2019-2021.

The price of urea during November 2020 (Month 23) recorded an average of Php 1,037.83 per 50-kg bag as compared to the November 2021 (Month 35) record of Php 2,082.14, indicating a hundred percent increase in a year. This was further increased in the following month (Month 36), reporting a 128% increase in price compared to December 2020 price (Month 24).

Ammonium sulfate price also increased by 109% in December 2021 (Month 36), compared to the same period of the previous year (Month 24). Ammonium phosphate and complete fertilizer posted more than 50% increase in price, while muriate of potash and diammonium phosphate prices have increased at around 40%.

Ultimately, this could initiate changes in cropping patterns and affect the country's overall crop production. Farmers would likewise lessen fertilizer application, or decline their area planted. Challenges such as diminishing farm size, population growth, and climate change also adversely affect productivity.

The Philippines, being a net importer of fertilizer, is vulnerable to the shifts in the global market. Different chemical fertilizer grades are imported into the country from various countries. The primary sources of our fertilizer imports from 2018 to 2021 are China (40.66%), Indonesia (16.70%), Malaysia (12.20%), Qatar (7.37%), Canada (6.18%), and Japan (5.88%), according to the FPA 2021 data. Fertilizer imports from various countries also come with varying import prices.

However, the fertilizer peg at dealer prices is computed at the average notwithstanding where the origin of fertilizer comes from. Local fertilizer prices are only monitored at the dealer level and there is no data on fertilizer prices at the distributor level. Hence, comparison of fertilizer dealer prices per country of origin should be analyzed to determine if the trend of import prices is reflected in the local market. This study tends to analyze the import prices and dealer prices of the six major fertilizer grades from the month of February to April 2022, also provide proposals for fertilizer importation, a system of retailing monitoring, and other policy recommendations.

Methodology

The fertilizer importation data by country of origin and regional fertilizer dealer prices were analyzed to provide decision-making and policy direction of the Department of Agriculture (DA).

Data on regional dealer prices of the seven major fertilizer grades: prilled and granular urea (46-0-0), ammonium sulfate (21-0-0), complete fertilizer (14-14-14), ammonium phosphate (16-20-0), muriate of potash (0-0-60), and diammonium phosphate (18-46-0), and fertilizer importation data are obtained through the Fertilizer and Pesticide Authority (FPA) database on weekly bases. The data on fertilizer importation are taken from the VAT exemption invoices issued to the importers by the FPA.

These data are analyzed to investigate price trends, compare fertilizer import prices per country of origin, and compare dealer prices per region, country of origin, and brand.

Since local fertilizer price is only monitored at the dealer's level, there is no data on the fertilizer prices at the distributor or wholesale level. A profit margin matrix was used to approximate fertilizer prices along the supply chain (Appendix 1 – Computation of fertilizer price matrix at various cost levels). The estimations in this matrix came from the fertilizer industry stakeholders.

Import prices are in US\$ per unit MT (CFR values) of fertilizer. Payments for duties and other port costs are added to the import price to give the landed cost upon disport. These costs are estimated to be Php 90.00 per 50-kg bag of fertilizer. Importers then add imputed costs for trucking, warehousing, labor, tax (2.5%), and profit per bag (8%). The distributor's price to the dealer adds to the price by following the same margin estimates as the importers. Lastly, the dealer's price covers an additional cost for only trucking and labor, plus the tax (2.5%) and profit per bag (8%) (Appendix 1 and Figure 2).

Figure 2 presents the imputed costs of fertilizer prices along the supply chain. From the import price, costs are added to the fertilizer price in every market channel (Figure 3) and eventually come up with the dealer's price – the retail price of fertilizer availed by the farmer end-users.



Figure 2. Diagram showing the imputed costs of fertilizer price along the supply chain

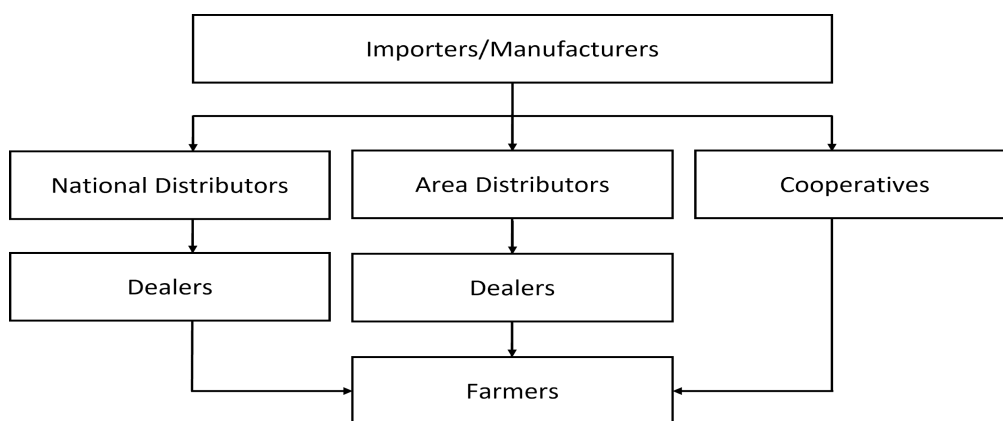


Figure 3. Diagram of the fertilizer supply chain showing the handlers/stakeholders in the market.

Import prices will be compared depending on the country of origin to determine the source country with the lowest prices of fertilizer imports. On the other hand, comparison of dealer prices is to be assessed by country of origin, region of sale, and brand.

Results and Discussions

Price status of 7 major traditional fertilizer (February-April 2022)

Prices of fertilizer had been increasing since mid-2021 and soared especially at the end of the year. From February to April of 2022, import prices remained volatile and in upward trend regardless of country of origin. On the local retail level, average prices are observed to be increasing over the months (Figure 4). However, the movement of prices from the retail or dealer's level does not directly reflect the movement of import prices (Appendices 2-8).

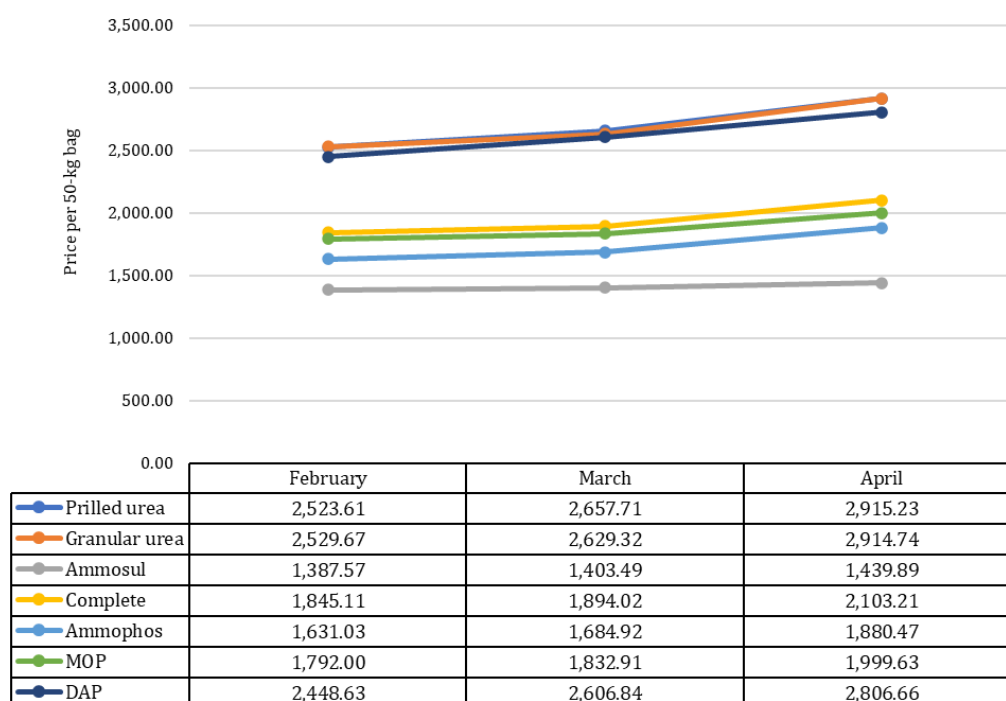


Figure 4. Trend of average dealer prices of the six major fertilizer grades, February to April 2022.

The effect of Origin and Branding

Assessing the fertilizer prices per brand at the regional level can be inferred the differences in prices (Appendices 9-20). The same fertilizer grade with the same brand could have varying prices in the same month, depending on the country of origin and the region of sale.

For example, in Region VII, complete fertilizer Atlas from China has a dealer price of Php 1,946.28 in April. The same brand sold in the same region but is from Korea has a dealer price of Php 1,960.63. In Region XI, the same Atlas complete fertilizer from China posted Php 1,820.00 per bag. One brand of fertilizer could also appear to be more expensive than other brands but could still be cheaper at some point due to varying prices depending on its country of origin and region. In April prices of MOP from Canada in Region IV, brand Amigo (Php 2,026.34) is more expensive than Atlas (Php 1,912.50). However, in Region XI, Amigo (Php 1,917.50) is cheaper than Atlas (Php 1,966.82).

The country of origin depends on the import price of the fertilizer, while region of sale could be attributed to the far proximity from ports, distance from ports and large distributors, and the number of handlers.

Import and Regional Dealer Prices

Prilled Urea

Import Price

The highest volume of prilled urea imported was from Indonesia with 22,445.03 MT or 42.82%, followed by Qatar (21,999 MT or 41.98%) (Table 1). Meanwhile, import prices from Uzbekistan are the lowest at \$648.00 per MT, followed by Indonesia (\$690.71/MT). Prilled urea from Vietnam has the most expensive price per metric ton at \$942.50.

Table 1. Import price and volume of prilled urea, February to April 2022.

Country	Total Volume (MT)	Volume (%)	Ave. Price per MT (\$)
Indonesia	22,445.03	42.83	690.71
Qatar	21,999.99	41.98	854.85
Uzbekistan	1,584.00	3.02	648.00
Vietnam	6,373.95	12.16	942.50
Total	52,402.98	100.00	

Dealers Price

On the regional average dealer prices of prilled urea, the highest price in February was noted in Region V (Php 2,673.523), Region VI in March and April at Php 2906.15 and Php 3,118.19, respectively. While the lowest prices were recorded in Region I (February - Php 2,380.00) and REGION XIII (March - Php 2,474.31 and April - Php 2,646.24) (Table 2).

Table 2. Regional dealer prices of prilled urea, February to April 2022.

Region	Monitored Dealer 's Price (Php/50-kg bag)		
	Feb-22	Mar-22	Apr-22
CAR	2,546.53	2,771.28	3,037.23
Region I	2,380.00	2,694.38	3,066.00
Region II	2,532.79	2,659.47	3,037.18

Region III	2,522.31	2,640.27	3,060.78
Region IV	2,670.71	2,683.32	2,823.25
Region V	2,673.53	2,752.71	2,937.31
Region VI	2,420.17	2,906.15	3,118.19
Region VII	2,585.59	2,809.63	2,999.76
Region VIII	2,611.03	2,641.84	2,765.77
Region IX	2,545.46	2,556.91	2,757.14
Region X	2,522.93	2,615.52	2,898.67
Region XI	2,435.34	2,520.11	2,842.45
Region XII	2,396.31	2,482.06	2,823.31
Region XIII	2,487.79	2,474.31	2,646.24
BARMM	-	-	-
Average Price	2,523.61	2,657.71	2,915.23

Granular Urea

Import Price

Granular urea imports' highest volume is Indonesia, with 39,104.60 MT or 42.92%, followed by Qatar with 22,000.00 MT or 24.15%. Regarding import prices, the highest price is Qatar with an average of \$882.43/MT, while the lowest is from China at \$602.00/MT (Table 3).

Table 3. Import price and volume of granular urea, February to April 2022.

Country	Total Volume (MT)	Volume (%)	Ave. Price per MT (\$)
China	18210	19.99	602
Indonesia	39,104.60	42.92	766.18
Malaysia	10,989.25	12.06	689.45
Qatar	22,000.00	24.15	882.43
Vietnam	800.00	0.88	832.00
Total	91,103.85	100.00	

Dealers Price

The highest average dealer prices of granular urea were observed in Region IV (February - Php 2,723.00), in Region XIII (March - Php 2,847.29), and in CAR (April - Php 3,100.39). Region XI posted the lowest dealer price in January with Php 2,394.33/bag, while in March it was Region VII (Php 2,430.00/bag). Region XIII had the lowest in April at Php 2,728.01/bag (Table 4).

Table 4. Regional dealer prices of granular urea, February to April 2022.

Region	Monitored Dealer 's Price (Php/50-kg bag)		
	Feb-22	Mar-22	Apr-22
CAR	2,502.56	2,646.90	3,100.39
Region I	2,483.93	2,673.21	3,014.85
Region II	2,498.58	2,609.69	3,033.85
Region III	2,448.77	2,511.06	2,957.98
Region IV	2,723.00	2,744.70	2,890.33
Region V	2,718.51	2,779.91	2,980.58
Region VI	2,564.22	2,606.12	2,775.74
Region VII	2,430.00	2,430.00	-

Region VIII	2,583.19	2,847.29	2,935.00
Region IX	-	-	-
Region X	-	-	-
Region XI	2,394.33	2,530.31	2,840.71
Region XII	2,432.06	2,500.38	2,804.69
Region XIII	2,494.70	2,495.98	2,728.01
BARMM	-	-	-
Average Price	2,529.67	2,629.32	2,914.74

Ammonium sulfate (21-0-0)

Import Price

Ammonium sulfate or ammosul has been sourced from only three countries over the past months, namely: China, Japan, and Taiwan. The highest volume of imports from February to April were China (37.36% or 1,067.27 MT). Both imports from Japan and Taiwan had substantial amounts of volume, each with around 31% of the total imported volume (Table 5).

In terms of price, ammosul from Japan are priced the lowest at \$296.00/MT. Price of imports from Taiwan are slightly expensive at \$300.00/MT, while the most expensive are from China (\$355.76/MT).

Table 5. Import price and volume of ammonium sulfate, February to April 2022.

Country	Total Volume (MT)	Volume (%)	Ave. Price per MT (\$)
China	1,067.27	37.36	355.76
Japan	889.75	31.14	296.58
Taiwan	900.00	31.50	300.00
Total	2,857.02	100.00	

Dealers Price

On the local side, ammosul average dealer prices are averaged at Php 1,387.57/bag in February, Php 1,403.49/bag in March, and Php 1,439.89/bag in April. The highest dealer prices were recorded in Region V (February - Php 1,506.47), and CAR (March - Php 1,526.24 and April - Php 1,591.87) (Table 6). Lowest prices, on the other hand, were in Regions VIII and XI. In February, ammosul price in Region VIII averaged at Php 1,300.08/bag, while in March, Region XI average dealer price was only at PHP 1,292.32/bag and Php 1,302.22 in April.

Table 6. Regional dealer prices of ammonium sulfate, February to April 2022.

Region	Monitored Dealer 's Price (Php/50-kg bag)		
	Feb-22	Mar-22	Apr-22
CAR	1,482.84	1,526.24	1,591.87
Region I	1,373.39	1,361.94	1,370.67
Region II	1,454.73	1,455.68	1,534.04
Region III	1,394.14	1,376.21	1,398.64
Region IV	1,473.01	1,465.40	1,498.33
Region V	1,506.47	1,504.67	1,509.40
Region VI	1,310.33	1,325.96	1,388.01
Region VII	1,347.91	1,453.54	1,582.02
Region VIII	1,300.08	1,447.24	1,516.70

Region IX	1,400.75	1,394.62	1,423.45
Region X	1,390.83	1,390.82	1,378.39
Region XI	1,312.40	1,292.32	1,302.22
Region XII	1,319.69	1,303.67	1,307.38
Region XIII	1,359.40	1,350.50	1,357.27
BARMM	-	-	-
Average Price	1,387.57	1,403.49	1,439.89

Complete fertilizer (14-14-14)

Import Price

Majority of complete fertilizer imports are from China (9,640.00 MT or 75.79%). The other is from Korea at 24.21% or 3,080.00 MT. Import price per MT is cheaper in Korea (\$608.00/MT) than in China (\$632.75/MT) (Table 7).

Table 7. Import price and volume of complete fertilizer, February to April 2022.

Country	Total Volume (MT)	Volume (%)	Ave. Price per MT (\$)
China	9,640.00	75.79	632.75
Korea	3,080.00	24.21	608.00
Total	12,720.00	100.00	

Dealers Price

National average prices of complete fertilizer increased within the three months, reaching Php 1,854.11 in February, Php 1,894.02 in March, and Php 2,103.21 in April (Table 8). However, complete fertilizer has been most expensive in Region V in February and March (Php 1,993.56 and Php 2,037.44, respectively). In the same months, the lowest prices of said fertilizer were recorded in Region XII (Php 1,715.38/bag in February and Php 1,740.50/bag in March). In April, the highest price was recorded in CAR (Php 2,706.80/bag), while Region XIII had the lowest at Php 1,896.06/bag.

Table 8. Regional dealer prices of complete fertilizer, February to April 2022.

Region	Monitored Dealer 's Price (Php/50-kg bag)		
	Feb-22	Mar-22	Apr-22
CAR	1,918.78	2,035.52	2,706.80
Region I	1,868.54	1,897.85	2,017.89
Region II	1,887.33	1,940.62	2,473.14
Region III	1,943.02	1,998.01	2,273.78
Region IV	1,983.44	2,008.36	2,123.93
Region V	1,993.56	2,037.44	2,206.26
Region VI	1,785.86	1,838.09	1,971.72
Region VII	1,792.04	1,890.39	2,011.59
Region VIII	1,813.84	1,921.57	2,023.06
Region IX	1,835.97	1,831.78	1,962.79
Region X	1,773.93	1,813.37	1,973.60
Region XI	1,731.15	1,758.64	1,906.68
Region XII	1,715.38	1,740.50	1,924.62
Region XIII	1,788.72	1,804.07	1,869.06
BARMM	-	-	-

Average Price	1,845.11	1,894.02	2,103.21
----------------------	----------	----------	----------

Ammonium phosphate

Import Price

Ammonium phosphate or ammophos are imported from China (9,516 MT or 74.25%) and Korea (3,300.00 MT or 25.27%) during the months of February to April totaling to 12,816.00 MT (Table 9). However, the price in Korea (\$490.00/MT) is much lower than China (\$612/MT).

Table 9. Import price and volume of ammonium phosphate, February to April 2022.

Country	Total Volume (MT)	Volume (%)	Ave. Price per MT (\$)
China	9,516.00	74.25	612.00
Korea	3,300.00	25.75	490.00
Total	12,816.00	100.00	

Dealers Price

Local dealer prices of national ammophos are averaged at Php 1,631.03 (February), Php 1,684.92 (March), and Php 1,880.47 (April). The lowest prices were observed in Region XII (February - Php 1,464.19 and March - Php 1,496.17), and in REGION XIII in April at Php 1,644.18. On the other hand, Region V (from Php 1,879.05 in February to Php 1,913.04 in March) and CAR (Php 2,363.50 in April) posted the highest dealer prices of ammophos (Table 10).

Table 10. Regional dealer prices of ammonium phosphate, February to April 2022.

Region	Monitored Dealer 's Price (Php/50-kg bag)		
	Feb-22	Mar-22	Apr-22
CAR	1,667.11	1,769.52	2,363.50
Region I	1,715.44	1,755.94	1,818.40
Region II	1,598.58	1,713.22	2,336.62
Region III	1,641.27	1,746.49	1,779.68
Region IV	1,840.94	1,867.46	1,908.04
Region V	1,879.05	1,913.04	2,053.57
Region VI	1,523.33	1,572.79	1,710.02
Region VII	1,605.71	1,693.36	1,833.39
Region VIII	1,509.20	1,628.42	1,710.12
Region IX	1,703.79	1,682.47	1,840.69
Region X	1,600.48	1,640.09	1,840.64
Region XI	1,535.46	1,547.34	1,697.51
Region XII	1,464.19	1,496.17	1,790.25
Region XIII	1,549.82	1,562.56	1,644.18
BARM	-	-	-
Average Price	1,631.03	1,684.92	1,880.47

Muriate of potash

Import Price

During February to April, muriate of potash (MOP) was imported from six countries, namely, Belarus, Canada, Jordan, Laos, Russia, and Uzbekistan (Table 11). The highest volume of imports came from Canada at 19,001.00 MT (55.76%) while the least is from Russia (1,000 MT) and Belarus (500 MT). Moreover, prices of MOP imports are the lowest in Jordan (\$570.37/MT), followed by Canada (\$583.33/MT).

Table 11. Import price and volume of muriate of potash, February to April 2022.

Country	Total Volume (MT)	Volume (%)	Ave. Price per MT (\$)
Belarus	500.00	1.47	650.00
Canada	19,001.00	55.76	583.83
Jordan	6,433.72	18.88	570.37
Laos	4,308.10	12.64	703.50
Russia	1,000.00	2.93	695.00
Uzbekistan	2,835.50	8.32	602.33
Total	34,078.32	100.00	

Dealers Price

Regarding national average dealer prices, MOP posted an average price of Php 1,792.00/bag (February), Php 1,832.91 (March), and Php 1,999.63 in April (Table 12).

The regional average dealers lowest price of MOP were observed in Region II (February - Php 1,634.54 and March - Php 1,699.89), and in Region VIII (April - Php 1,853.63). In contrast, the highest dealer prices were noted in Region IX for the three-month period at Php 1,944.27 (February), Php 2,040.48 (March), and Php 2,178.78 in April.

Table 12. Regional dealer prices of muriate of potash, February to April 2022.

Region	Monitored Dealer 's Price (Php/50-kg bag)		
	Feb-22	Mar-22	Apr-22
CAR	1,747.72	1,847.04	1,979.44
Region I	1,811.95	1,837.66	1,870.16
Region II	1,634.54	1,699.89	1,913.18
Region III	1,769.35	1,813.62	1,934.81
Region IV	1,928.29	1,937.56	1,998.22
Region V	1,781.17	1,871.10	1,995.21
Region VI	1,732.87	1,764.89	1,942.82
Region VII	1,806.67	1,838.38	2,037.60
Region VIII	1,745.79	1,793.25	1,853.63
Region IX	1,944.27	2,040.48	2,178.78
Region X	1,750.48	1,807.05	2,087.11
Region XI	1,797.46	1,798.32	2,123.10
Region XII	1,762.56	1,780.17	2,091.44
Region XIII	1,874.92	1,831.31	1,989.27
BARMM	-	-	-
Average Price	1,792.00	1,832.91	1,999.63

Diammonium Phosphate

Import Price

Imports of diammonium phosphate (DAP) were sourced from China (68.60% or 14,420 MT) and Vietnam (6,600 MT) from February to April (Table 13). Import prices from the two countries are lowest in China (\$900/MT), while Vietnam is at \$990/MT.

Table 13. Import price and volume of diammonium phosphate, February to April 2022.

Country	Total Volume (MT)	Volume (%)	Ave. Price per MT (\$)
China	14,420.00	68.60	900.00
Vietnam	6,600.00	31.40	990.00
Total	21,020.00	100.00	

Dealers Price

The national average dealer prices from February to April covers regions IV, VI, VII, VIII, IX, X, XI, XII, and XIII due to non-availability of this fertilizers in other regions (Table 14).

The lowest average dealer prices of DAP were obtained from Region VIII (February - Php 1,883.33); and in Region XIII (March - Php 2,405.81 and April - Php 2,430.00). Highest dealer prices were observed in Region VII (February - Php 2,788.30 and March - Php 2,980.74); and Region XI (April - Php 3,078.26).

Table 14. Regional dealer prices of diammonium phosphate, February to April 2022.

REGION	Monitored Dealer 's Price (Php/50-kg bag)		
	Feb-22	Mar-22	Apr-22
CAR	-	-	-
Region I	-	-	-
Region II	-	-	-
Region III	-	-	-
Region IV	2,408.75	2,600.83	2,906.25
Region V	-	-	-
Region VI	2,406.50	2,470.87	2,649.17
Region VII	2,788.30	2,980.74	3,063.85
Region VIII	1,883.33	-	-
Region IX	2,520.62	2,578.61	2,656.25
Region X	2,622.55	2,665.16	2,832.12
Region XI	2,498.31	2,571.11	3,078.26
Region XII	2,539.19	2,581.58	2,837.38
Region XIII	2,370.14	2,405.81	2,430.00
BARMM	-	-	-
Average Price	2,448.63	2,606.84	2,806.66

Conclusions

This data shows that prices of each brand is influenced more by the fertilizer's country of origin and region. The same fertilizer grade with the same brand could have varying prices in the same month, depending on the country of origin and the region of sale. Variation in dealer's price due

to branding is also affected by other factors, such as retail price history, competition, and product cost (Li and Volpe, 2013). Farmers also have a preference for fertilizer brands. According to a study by Briones (2021), the more vital driver of monthly price is the international market rather than local variations in demand.

Import Price

While there are various sources of different fertilizers, cheaper fertilizers can be sourced from certain countries. Lowest prices of prilled urea comes from Uzbekistan (\$648.00/MT), granular urea from China (\$602.00/MT), ammosul from Japan (\$296.58/MT), complete fertilizer from Korea (\$608/MT), ammophos from Korea (\$490/MT), MOP from Jordan (\$570.37/MT), and DAP from China (\$900/MT).

Dealers Price

Prilled Urea. On the regional dealer prices of prilled urea, the highest price in February was recorded in Region V (Php 2,673.523), Region VI in March (Php 2906.15), and April (Php 3,118.19). While the lowest prices were recorded in Region I in February (Php 2,380.00) and in Region XIII in March (Php 2,474.31) and April (Php 2,646.24).

Within the 3-month period, the highest average dealer price of prilled urea from Region VI at Php 2,814.83, while the lowest is from Region XIII at Php 2,536.11.

Granular Urea. The highest dealer prices of granular urea were observed in Region IV in February (Php 2,723.00), in Region XIII in March (Php 2,847.29), and in CAR in April (Php 3,100.39). Region XI posted the lowest dealer price in January with Php 2,394.33 per bag, while in March it was Region VII with Php 2,430.00 per bag. Region XIII had the lowest dealer price in April at Php 2,728.01 per bag.

Granular urea average dealer prices in February to April was the highest in Region V with Php 2,826.33 and the lowest in Region VII with Php 2,430.00 (Table 15).

Ammonium Sulfate. Meanwhile, ammosul dealer prices averaged at Php 1,387.57/bag in January, Php 1,403.49/bag in March, and Php 1,439.89/bag in April. The highest dealer prices of ammosul were recorded in Region V in February (Php 1,506.47) and in CAR in March (Php 1,526.24) and April (Php 1,591.87). Lowest prices, on the other hand, were in Regions VIII and XI. In January, ammosul price in Region VIII averaged at Php 1,300.08/bag, while in March, Region XI average dealer price was only at Php 1,292.32/bag and Php 1,302.22 in April.

CAR had the highest average ammosul dealer prices during the 3 months (Php 1,533.65), while Region XI had the lowest (Php 1,302.31) (Table 15).

Complete. Complete fertilizer has been most expensive in Region V in February and March, with average prices of Php 1,993.56 and Php 2,037.44 respectively. In the same months, the lowest prices of complete fertilizer were recorded in Region XII, with Php 1,715.38/bag in February and Php 1,740.50/bag in March. In April, the highest price was recorded in CAR with Php 2,706.80, while Region XIII had the lowest with Php 1,896.06.

Average dealer price of complete fertilizer in CAR is the highest from February to April at Php 2,220.37, while in Region XII is the lowest at Php 1,793.50 (Table 15).

Ammonium Phosphate. Local dealer prices of ammophos averaged at Php 1,631.03 in February, Php 1,684.92 in March, and PHP 1,880.47 in April. Lowest prices were observed in Region XII in February (Php 1,464.19) and March (Php 1,496.17), and in Region XIII in April at Php 1,644.18.

On the other hand, Region V and CAR posted the highest dealer prices for ammophos. Prices in Region V averaged to PHP 1,879.05 in February and increased to Php 1,913.04 in March; in CAR, it posted Php 2,363.50 in April.

Ammophos in Region V has the highest average dealer price of ammophos during the three-month period, at Php 1,948.55. Region XII, on the other hand, had the lowest average at Php 1,583.54 (Table 15).

Muriate of Potash. Regarding MOP dealer prices, it posted an average price of Php 1,792.00/bag in February, Php 1,832.91 in March, and PHP 1,999.63 in April. Lowest price of MOP was observed in Region II during February (Php 1,634.54) and March (Php 1,699.89), and in Region VIII in April (Php 1,853.63). In contrast, the highest dealer prices of MOP were recorded in Region IX for the entire three-month period. MOP dealer prices at Region IX were at Php 1,944.27 in February, Php 2,040.48 in March, and rose further to Php 2,178.78 in April.

Region IX recorded the highest average dealer price of MOP with Php 2,054.51, while Region II had the lowest with Php 1,749.20 (Table 15).

Diammonium Phosphate. Comparison of DAP local dealer prices from February to April excludes regions I, II, III, V, and CAR from the analysis due to lack of data. With the data available, it shows that the lowest dealer prices of MOP were obtained from Region VIII in February, at Php 1,883.33; and in Region XIII in March (Php 2,405.81) and April (Php 2,430.00). Highest dealer prices of DAP, on the other hand, were observed in Region VII in February with Php 2,788.30, and March with Php 2,980.74; in Region XI in April with Php 3,078.26.

From February to March, the lowest average dealer price of DAP is from Region VIII at Php 1,883.33, while the highest is from Region VII at Php 2,944.30 (Table 15).

Table 15. Average dealers prices of the six major fertilizer grades per region, February to April 2022.

Region	Average Dealers Price Per Grade (Php)						
	Prilled urea	Granular urea	Ammosul	Complete	Ammophos	MOP	DAP
CAR	2,785.01	2,749.95	1,533.65	2,220.37	1,933.38	1,858.07	-
Region I	2,713.46	2,723.99	1,368.67	1,928.09	1,763.26	1,839.92	-
Region II	2,743.15	2,714.04	1,481.48	2,100.36	1,882.81	1,749.20	-
Region III	2,741.12	2,639.27	1,389.66	2,071.60	1,722.48	1,839.26	-
Region IV	2,725.76	2,786.01	1,478.91	2,038.58	1,872.15	1,954.69	2,638.61
Region V	2,787.85	2,826.33	1,506.85	2,079.09	1,948.55	1,882.49	-
Region VI	2,814.83	2,648.70	1,341.43	1,865.22	1,602.05	1,813.53	2,508.85
Region VII	2,798.32	2,430.00	1,461.16	1,898.01	1,710.82	1,894.22	2,944.30
Region VIII	2,672.88	2,788.50	1,421.34	1,919.49	1,615.91	1,797.56	1,883.33
Region IX	2,619.84	-	1,406.27	1,876.85	1,742.32	2,054.51	2,585.16
Region X	2,679.04	-	1,386.68	1,853.63	1,693.74	1,881.55	2,706.61
Region XI	2,599.30	2,588.45	1,302.31	1,798.82	1,593.44	1,906.29	2,715.89
Region XII	2,567.23	2,579.04	1,310.25	1,793.50	1,583.54	1,878.06	2,652.72
Region XIII	2,536.11	2,572.90	1,355.72	1,820.62	1,585.52	1,898.50	2,401.98
BARM	-	-	-	-	-	-	-

Average prices of different fertilizer grades show that fertilizers are generally more expensive in Region V and CAR, as the region are far from ports. On the contrary, fertilizer prices are generally lower in Regions XI, XII, and XIII due to close proximity to ports.

Recommendations

Given that the country is import dependent, including that of the local manufacturers raw materials 90% imported, notwithstanding the archipelagic situation of our regions which entails high logistical cost, the following recommendations based on this assessment are as follows:

- The government should open up bilateral agreement with countries (G2G) producing fertilizers for lesser acquisition cost.
- Regional dealer's prices should be based on the source of origin of the fertilizer sold and logistical cost following calculated price matrix approved (Appendix 1).
- The incorporation of Suggested Retail Price (SRP) and Maximum Retail Price (MRP), as per PD 1144 S 1977, on the packs and bags should be institutionalized with the agreement between the Department of Agriculture (DA) and Department of Trade and Industry (DTI). However, the said retail prices should be computed based on the location where the fertilizers are locally sold.
- The adaption of the Calculation of Fertilizer Price Matrix at Various Cost Levels (Appendix 1) should be the basis for DA and DTI impose the SRP and MRP for every import entry.
- The inclusion of Batch and Lot Number in the packs and Bags to determine the entry of this fertilizer, its origin and landed cost.

Other Important Consideration in Mitigating Higher Fertilizer Prices

- Improve monitoring of fertilizer prices from imports to recording or dealer's prices. The improvement of monitoring of fertilizer imports should require more information from the importers to aid in better record-keeping and estimation of actual prices. This will result in more accurate data and help improve price studies in the future. Moreover, reporting of price values in averages only might not be an accurate representation of the dealer's prices given the differences in prices per region.
- To further improve the inventory monitoring through the fertilizer, watch system, batch number of importers and local producers should cover source of origin, manufacturing date, date of arrival, and landed cost (for imports).
- Importing companies be urged to coordinate and order bulk imports from certain countries, if possible, to avail of lower prices and discounts and save freight costs. Fertilizers imported at lower prices and less cost will result in cheaper fertilizers available for farmers in the market.
- Provide market assistance in regions where fertilizer is expensive to ensure supply and lower fertilizer prices by reducing additional transportation costs. Further market study should also be conducted at the regional level to assess the possibility of providing the same market intervention while conducting consultations with the stakeholders.
- The practice of balanced fertilization strategy should be introduced to lessen the impact of high fertilizer prices. The use of alternatives like organic, microbial, and biorational fertilizers, will also be explored to lessen dependence on chemical fertilizers.

Acknowledgment

The authors acknowledge the Field Operations and Coordination Unit (FOCU), Regional Field Units, and Fertilizer Regulatory Division (FRD) of the FPA for the data required in this study. To the Special Area for Agricultural Development (SAAD) farmers and fishers who voice there clamor on this issue.

References

Baffes, J. and Koh, W.C. (2021, June 8). Fertilizer prices expected to stay high over the remainder of 2021. World Bank Blogs. Retrieved from <https://blogs.worldbank.org/opendata/fertilizer-prices-expected-stay-high-over-remainder-2021>

Briones, R. (2021). *Issues paper on the Philippine fertilizer industry*. Quezon City, Philippines: Philippine Competition Commission.

Li, C. and Volpe, R. (2013). *Retail pricing patterns and driving factors of price variation*. Paris, France: 88th Annual Conference, AgroParisTech.

Mula Myer (2022). Analysts expect global fertilizer to remain high in 2022 and what the OneDA response. Special Area for Agricultural Development (SAAD) Program. SAADVocacy 4(1):6. ISSN 2718-9791.

Roldan W, Mula M, Lansangan J, Reyes R and Layag I (2021). Rising fertilizer prices: A reality. Special Area for Agricultural Development (SAAD) Program. SAADVocacy 3(12):4 & 8. ISSN 2718-9791.

Appendices

Appendix 1. Fertilizer Price Matrix at Various Cost Levels

Import Price/MT	\$100.00	\$150.00	\$200.00	\$250.00	\$300.00	\$350.00	\$400.00	\$450.00	\$500.00	\$550.00	\$600.00	\$650.00	\$700.00	\$750.00	\$800.00	\$900.00	\$1,000.00
Price per bag(50kgs) in Peso	₱250	₱375	₱500	₱625	₱750	₱875	₱1,000	₱1,125	₱1,250	₱1,375	₱1,500	₱1,625	₱1,750	₱1,875	₱2,000	₱2,250	₱2,500
Discharging Costs (Duties, Arastre, Wharfage, Checkerage, Stevedoving, Weighing, Trucking, etc..)	90.00	90.00	90.00	90.00	90.00	90.00	90.00	90.00	90.00	90.00	90.00	90.00	90.00	90.00	90.00	90.00	90.00
Landed Cost	340	465	590	715	840	965	1,090	1,215	1,340	1,465	1,590	1,715	1,840	1,965	2,090	2,340	2,590
profit/bag(8%)	27	37	47	57	67	77	87	97	107	117	127	137	147	157	167	187	207
Trucking	20	20	20	20	20	20	20	20	20	20	20	20	20	20	20	20	20
Labor (Loading/Unloading)	6	6	6	6	6	6	6	6	6	6	6	6	6	6	6	6	6
Warehousing	10	10	10	10	10	10	10	10	10	10	10	10	10	10	10	10	10
Local Tax	8.50	11.63	14.75	17.88	21.00	24.13	27.25	30.38	33.50	36.63	39.75	42.88	46.00	49.13	52.25	58.50	64.75
Importer's Price to Distributor	412	550	688	826	964	1,102	1,240	1,379	1,517	1,655	1,793	1,931	2,069	2,207	2,345	2,622	2,898
profit/bag(8%)	33	44	55	66	77	88	99	110	121	132	143	154	166	177	188	210	232
Trucking	20	20	20	20	20	20	20	20	20	20	20	20	20	20	20	20	20
Labor (Loading/Unloading)	6	6	6	6	6	6	6	6	6	6	6	6	6	6	6	6	6
Warehousing	10	10	10	10	10	10	10	10	10	10	10	10	10	10	10	10	10
Local Tax	10.29	13.75	17.20	20.65	24.11	27.56	31.01	34.46	37.92	41.37	44.82	48.28	51.73	55.18	58.64	65.54	72.45
Distributor's Price to Dealer	491	644	796	949	1,101	1,254	1,407	1,559	1,712	1,865	2,017	2,170	2,322	2,475	2,628	2,933	3,238
profit/bag(8%)	39	51	64	76	88	100	113	125	137	149	161	174	186	198	210	235	259
Trucking	20	20	20	20	20	20	20	20	20	20	20	20	20	20	20	20	20
Labor (Loading/Unloading)	6	6	6	6	6	6	6	6	6	6	6	6	6	6	6	6	6
Local Tax	12.27	16.09	19.90	23.72	27.54	31.35	35.17	38.98	42.80	46.61	50.43	54.25	58.06	61.88	65.69	73.32	80.96
Dealer's Price to Farmer	₱568	₱737	₱906	₱1,074	₱1,243	₱1,412	₱1,580	₱1,749	₱1,918	₱2,086	₱2,255	₱2,424	₱2,592	₱2,761	₱2,930	₱3,267	₱3,604
Exchange rate: 50Php																	

Appendix 2. Import prices per country of origin and dealer's prices per brand of prilled urea, February to April 2022.

Month (Exchange Rate)	Country of Origin	Import Price (\$/MT)	Estimated Price from Industry Matrix (Php)			Monitored Dealer's Price (Php)				
			Landed Cost	Importers Price	Distributor's Price					
February 2022 (FX:51.2807)	Qatar	739.53	1,986.18	2,230.73	2,500.96	<i>Amigo</i>	<i>Bacphil</i>	<i>Viking</i>		
						2,533.33	2,387.50	2,531.80		
	Uzbekistan	648.00	1,751.49	1,971.40	2,214.40					
	Vietnam	942.50	2,506.60	2,805.80	3,136.40	<i>Amigo</i>	<i>Harvester</i>	<i>Philphos</i>		
2,525.00						2,560.84	2,672.50			
March 2022 (FX:52.0740)	Indonesia	778.43	2,116.79	2,375.06	2,660.44	<i>Agro Planters</i>	<i>Amigo</i>	<i>Harvester</i>	<i>Philphos</i>	<i>Sunrise</i>
						2,800.00	2,638.81	2,677.66	2,773.75	2,450.00
April 2022 (FX: 51.9760)	Indonesia	603.00	1,657.08	1,867.07	2,099.11	<i>Agro Planters</i>	<i>Amigo</i>	<i>Atlas</i>	<i>Harvester</i>	<i>Masagana</i>
						2,760.00	2,986.88	2,769.38	2,947.64	2,573.33
	Qatar	970.17	2,611.28	2,921.46	3,264.22	<i>Amigo</i>	<i>Viking</i>			
						2,644.17	2,911.77			

Appendix 3. Import prices per country of origin and dealer's prices per brand of granular urea, February to April 2022.

Month (Exchange Rate)	Country of Origin	Import Price (\$/MT)	Estimated Price from Industry Matrix (Php)			Monitored Dealer's Price (Php)							
			Landed Cost	Importers Price	Distributor's Price	Amigo	Atlas	Bacphil	Danat	DDDD Planters	Harvester	Swire	
February 2022 (FX:51.2807)	China	350.00	1,531.99	1,728.84	1,946.37	Amigo	Atlas	Bacphil	Danat	DDDD Planters	Harvester	Swire	
						2,405.00	2,558.89	2,400.00	2,610.42	2,510.00	2,466.67	2,347.03	
	Malaysia	677.13	2,663.67	2,979.35	3,328.19	Amigo	Harvester	Swire	Viking	Viking			
						2,550.78	2,418.75	2,530.74	2,642.53	2,577.00			
	Qatar	734.02	2,860.50	3,196.85	3,568.52	Viking							
						2,583.98							
March 2022 (FX:52.0740)	Malaysia	701.77	2,786.47	3,115.05	3,478.12	Amigo	Harvester	Swire	Viking				
						2,832.40	2,564.00	2,696.79	2,797.28				
April 2022 (FX: 51.9760)	China	854.00	2,309.38	2,587.86	2,895.58	Amigo	Atlas	Bacphil	Danat	DDD	Harvester	Planter's Gold	Swire
						2,950.00	2,903.68	2,675.00	3,060.00	3,250.00	2,775.00	3,100.00	2,978.39
	Indonesia	766.18	2,081.16	2,335.68	2,616.93	Agro Planters	Amigo	Atlas	Harvester	Masagana			
						2,760.00	2,986.88	2,769.38	2,947.64	2,573.33			
	Qatar	1,030.83	2,768.92	3,095.66	3,456.70	Amigo	Viking						
						2,644.17	2,911.77						
	Vietnam	832.00	2,252.20	2,524.68	2,825.77								

Appendix 4. Import prices per country of origin and dealer's prices per brand of ammonium sulfate, February to April 2022.

Month (Exchange Rate)	Country of Origin	Import Price (\$/MT)	Estimated Price from Industry Matrix (Php)			Monitored Dealer's Price (Php)														
			Landed Cost	Importers Price	Distributor's Price	Agro Planters	Amigo	Atlas	Bacphil	Danat	DDDD	Harvester	Philphos	Planters	Planters Gold	Primera Planters	Sakura	Sunrise Planters	Swire	
February 2022 (FX:51.2807)	China	395.00	1,102.79	1,254.59	1,422.32	Agro Planters	Amigo	Atlas	Bacphil	Danat	DDDD	Harvester	Philphos	Planters	Planters Gold	Primera Planters	Sakura	Sunrise Planters	Swire	
						1,296.16	1,360.04	1,351.05	1,413.75	1,365.85	1,310.56	1,381.00	1,400.06	1,338.40	1,240.00	1,150.00	1,350.00	1,500.00	1,371.74	
	Japan	330.00	936.13	1,070.43	1,218.82	Atlas	Amigo	Harvester	Marca Bulaklak	Swire										
						1,355.59	1,449.06	1,305.83	1,462.58	1,390.00										
	Taiwan	315.00	897.67	1,027.93	1,171.86	Atlas	DDDD													
						1,341.33	1,315.00													
March 2022 (FX:52.0740)	China	306.48	887.99	1,017.23	1,160.04	Agro Planters	Amigo	Atlas	Bacphil	Danat	DDDD	Harvester	King Planters	Philphos	Planters	QGCF	Sakura	Sunrise	Swire	
						1,340.86	1,369.70	1,448.18	1,331.25	1,374.17	1,270.00	1,391.72	1,450.00	1,388.00	1,311.88	1,310.00	1,350.00	1,500.00	1,390.10	
	Japan	247.50	734.42	847.53	972.52	Atlas	Marca													
						1,384.86	1,450.36													
	Taiwan	250.00	740.93	854.72	980.47	Atlas	DDD	Harvester	Marca	Planters										
						1,328.15	1,316.67	1,280.00	1,400.00	1,300.00										
April 2022 (FX: 51.9760)	China	365.79	1,040.63	1,185.89	1,346.41	Agro Planters	Amigo	Atlas	Bacphil	Danat	DDDD	Harvester	Philphos	Planters	Sakura	Sunrise	Swire			
						1,301.34	1,420.11	1,439.37	1,337.50	1,370.14	1,325.00	1,384.02	1,525.08	1,326.25	1,365.00	1,670.00	1,379.63			
	Japan	312.25	901.48	1,032.13	1,176.50	Amigo	Atlas	Marca												
						1,554.27	1,380.87	1,469.44												
	Taiwan	335.00	960.60	1,097.46	1,248.69	Atlas	DDDD	Harvester	Marca	Planter's Choice										
						1,382.88	1,320.00	1,370.00	1,418.33	1,305.42										

Appendix 5. Import prices per country of origin and dealer's prices per brand of complete fertilizer, February to April 2022.

Month (Exchange Rate)	Country of Origin	Import Price (\$/MT)	Estimated Price from Industry Matrix (Php)			Monitored Dealer's Price (Php)													
			Landed Cost	Importers Price	Distributor's Price														
Feb 2022 (FX:51.2807)	Korea	608.00	1,648.93	1,858.07	2,089.17	<i>Amigo</i>	<i>Atlas</i>	<i>Bacphil</i>	<i>Harvester</i>	<i>PhiAsia</i>	<i>Philphos</i>								
						1,841.72	1,901.67	1,826.00	1,891.79	1,926.20	1,830.00								
Mar 2022 (FX:52.0740)	China	576.50	1,568.17	1,768.82	1,990.55	<i>Agro Planters</i>	<i>Amigo</i>	<i>Atlas</i>	<i>Danat</i>	<i>DDD</i>	<i>First Planters</i>	<i>Harvester</i>	<i>Philasia</i>	<i>Planter's Choice</i>	<i>Sunrise</i>	<i>Swire</i>			
						1,702.50	2,050.00	1,996.67	1,973.33	1,833.33	2,000.00	1,866.07	1,925.00	1,723.75	1,913.33	1,917.08			
Apr 2022 (FX: 51.9760)	China	689.00	1,880.57	2,114.03	2,372.01	<i>Agro Planters</i>	<i>Amigo</i>	<i>Atlas</i>	<i>Bacphil</i>	<i>Danat</i>	<i>DDD</i>	<i>First Planters</i>	<i>Harvester</i>	<i>Philphos</i>	<i>Planter's Choice</i>	<i>Sunrise</i>	<i>Swire</i>	<i>Turbo Prime</i>	
						1,770.00	1,980.18	1,996.26	1,890.00	1,971.40	1,906.04	2,000.00	2,058.29	1,975.00	1,782.22	2,499.17	1,886.86	2,180.00	

Appendix 6. Import prices per country of origin and dealer's prices per brand of ammonium phosphate, February to April 2022.

Month (Exchange Rate)	Country of Origin	Import Price (\$/MT)	Estimated Price from Industry Matrix (Php)			Monitored Dealer's Price (Php)																
			Landed Cost	Importers Price	Distributor's Price	Agro Planters	Amigo	Atlas	Bacphil	Danat	Danat Hi-Yield	DDDD	First Planters	Harvester	Marca Bulaklak	PhilAsia	Philphos	Planters	Primera Planters	Sunrise Planters	Swire	
February 2022 (FX:51.2807)	China	593.00	1,346.38	1,523.75	1,719.74																	
						1,516.25	1,627.75	1,628.23	1,518.75	1,444.80	1,675.94	1,459.92	1,780.00	1,638.23	1,790.00	1,680.72	1,790.14	1,615.00	1,554.17	1,508.16	1,590.61	
	Korea	490.00	1,610.47	1,815.57	2,042.21	Amigo	Bacphil	PhilAsia														
March 2022 (FX:52.0740)	No Data																					
						1,646.16	1,480.00	1,675.00														
April 2022 (FX: 51.9760)	China	631.00	1,729.84	1,947.48	2,187.96	Agro	Amigo	Atlas	Bacphil	Danat	DDD	First Planters	Harvester	Marca	Philasia	Philphos	Planters	Primera	Sunrise	Swire		
						1,607.50	1,805.93	1,787.24	1,730.92	1,719.66	1,674.17	1,860.00	1,866.67	2,061.67	1,796.88	1,898.20	1,710.00	1,895.00	2,325.02	1,801.88		

Appendix 7. Import prices per country of origin and dealer's prices per brand of muriate of potash, February to April 2022.

Month (Exchange Rate)	Country of Origin	Import Price (\$/MT)	Estimated Price from Industry Matrix (Php)			Monitored Dealer's Price (Php)						
			Landed Cost	Importers Price	Distributor's Price							
February 2022 (FX:51.2807)	Jordan	627.50	2,491.99	2,789.65	3,118.56							
	Lao PDR	581.00	2,331.13	2,611.89	2,922.14	<i>Amigo</i>	<i>Atlas</i>	<i>DDDD</i>	<i>Swire</i>			
						1,835.75	1,725.00	1,900.00	1,883.33			
March 2022 (FX:52.0740)	Belarus	650.00	2,604.62	2,914.10	3,256.08	<i>Harvester</i>						
						1,975.00						
	Canada	567.65	2,315.32	2,594.43	2,902.84	<i>Agro Planters</i>	<i>Amigo</i>	<i>Atlas</i>	<i>Bacphil</i>	<i>Marca</i>	<i>Planters</i>	<i>Primera</i>
						1,900.00	1,894.65	1,911.10	2,027.50	1,900.00	1,775.00	1,860.00
	Jordan	492.50	2,051.32	2,302.71	2,580.49	<i>Swire</i>						
						1,778.50						
Uzbekistan	580.00	2,358.71	2,642.37	2,955.82	<i>DDDD</i>							
						2,200.00						
April 2022 (FX: 51.9760)	Canada	600.00	1,649.28	1,858.45	2,089.59	<i>Amigo</i>	<i>Atlas</i>	<i>Bacphil</i>				
						2,023.63	2,036.90	2,238.13				
	Jordan	591.11	1,626.18	1,832.93	2,061.39	<i>Swire</i>						
							1,813.13					
	Laos	826.00	2,236.61	2,507.45	2,806.74	<i>Amigo</i>	<i>DDDD</i>	<i>Swire</i>				
							1,961.13	2,150.00	2,100.00			
	Russia	695.00	1,896.17	2,131.26	2,391.05	<i>Harvester</i>						
						2,045.54						
Uzbekistan	620.00	1,701.26	1,915.89	2,153.06	<i>Agro Planters</i>							
						1,950.00						

Appendix 8. Import prices per country of origin and dealer's prices per brand of diammonium phosphate, February to April 2022.

Month (Exchange Rate)	Country of Origin	Import Price (\$/MT)	Estimated Price from Industry Matrix (Php)			Monitored Dealer's Price (Php)									
			Landed Cost	Importers Price	Distributor's Price										
February 2022 (FX:51.2807)	No Data														
March 2022 (FX:52.0740)	China	900.00	2,433.33	2,724.83	3,046.94	<i>Amigo</i> 2,690.63	<i>Atlas</i> 2,593.82	<i>Bacphil</i> 2,815.33	<i>DDDD</i> 2,950.00	<i>Harvester</i> 3,000.00	<i>Philphos</i> 3,185.00	<i>Planters</i> 2,500.00			
April 2022 (FX: 51.9760)	China	900.00	2,428.92	2,719.96	3,041.55	<i>Agro Planters</i> 3,334.03	<i>Amigo</i> 2,786.42	<i>Atlas</i> 2,688.63	<i>Bacphil</i> 2,384.00	<i>Danat</i> 2,230.00	<i>DDDD</i> 2,706.25	<i>Harvester</i> 2,818.19	<i>Philphos</i> 3,263.33	<i>Planters</i> 2,525.63	
						<i>Harvester</i> 3,160.00									
	Vietnam	990.00	2,662.81	2,978.41	3,327.14										

Appendix 9. Dealer's prices per brand of the six major fertilizer grades in Region I, February to April 2022.

Grade	Country of Origin	Brand	Monitored Dealer's Price (Php)		
			Feb-22	Mar-22	Apr-22
Prilled urea	Malaysia	Viking		2,965.00	
	Qatar	Viking		2,970.00	
Granular urea	China	Amigo	2,200.00		
		Atlas	2,480.00		
		Danat	2,546.27	3,095.64	
		Harvester	2,560.00	2,500.00	
		Swire		2,891.25	
	Malaysia	Swire		2,970.75	
	Qatar	Viking		3,147.00	
Ammosul	China	Amigo	1,300.00		
		Atlas	1,350.00		
		Danat	1,333.33	1,390.00	
		Harvester	1,442.50		
		Planter's Choice	1,437.50		
		Swire		1,360.19	
	Indonesia	Harvester		1,288.50	
	Japan	Atlas			
		Marca Bulaklak		1,357.25	
Complete	China	Atlas		1,950.00	
		Danat		2,050.00	
		Harvester		1,825.00	
		Swire		1,978.00	
	Japan	Atlas		2,100.00	
	Malaysia	Harvester		2,085.50	
		Swire		2,170.00	
	Philippines	Philphos		2,111.00	
Turbo Prime			1,792.50		
Ammophos	China	Atlas	1,571.00		
		Danat	1,900.00		
		Harvester	1,850.00		
		Philphos	1,900.00		
		Swire	1,782.54		
MOP	Canada	Marca Bulaklak		1,900.00	
	China	Amigo		1,596.67	
	Germany	Atlas	1,808.34		
		Harvester	1,866.67		
		Marca Bulaklak	1,933.33		
	Japan	Atlas		1,777.50	

Appendix 10. Dealer's prices per brand of the six major fertilizer grades in Region II, February to April 2022.

Grade	Country of Origin	Brand	Monitored Dealer's Price (Php)		
			Feb-22	Mar-22	Apr-22
Prilled urea	Japan	Sunrise Planters			
	Qatar	Viking	2,528.56	2,570.56	3,031.97
	Vietnam	Amigo	2,525.00	2,800.00	
		Harvester	2,560.84	2,631.67	2,983.33
Granular urea	Canada	Amigo	2,530.00	2,530.00	2,900.00
	China	Atlas	2,580.00	2,642.50	2,950.00
		Danat	2,635.00	2,550.00	2,900.00
		Harvester	2,460.00		
	Indonesia	Harvester	2,500.00	2,850.00	3,078.06
	Malaysia	Harvester	2,460.00	2,528.00	
		Sunrise Planters			
	Swire	2,501.15	2,506.64	3,020.86	
Qatar	Viking	2,551.13	2,587.50	3,020.86	
Ammosul	China	Agro Planters		1,447.50	
		Amigo	1,483.26	1,450.00	1,495.00
		Bacphil	1,750.00		
		Danat	1,460.00	1,435.00	1,500.00
		Harvester	1,474.82	1,476.67	1,530.95
		Marca Bulaklak			
		Sunrise Planters	1,500.00	1,500.00	1,670.00
	Swire	1,446.94	1,472.10	1,547.86	
	Japan	Atlas	1,372.50	1,650.00	1,670.83
		Marca Bulaklak	1,485.00	1,425.00	1,475.00
Complete	China	Danat	1,888.75	1,896.67	2,190.00
		Harvester	1,925.00		2,690.00
		PhilAsia		1,925.00	
		Planter's Choice	1,913.33		
		Sunrise Planters	1,875.00	1,913.33	2,499.17
		Swire	1,880.00	1,925.00	
	Korea	Amigo	1,900.00	2,430.00	
		Harvester	1,855.00	1,850.00	
		PhilAsia	1,826.67	1,960.00	2,335.25
		Swire			2,483.33
	Malaysia	Harvester	1,950.00	1,910.00	
	Philippines	Atlas	1,800.00	1,975.00	
		Philphos	1,908.51	2,078.61	
		Takada	1,383.33	1,395.00	
Turbo Prime		1,650.00	1,800.00		

Ammophos	China	Amigo	1,536.00		
		Atlas		2,200.00	
		Danat	1,600.00		
		Harvester		1,680.00	
		Philphos			
		Sunrise Planters	1,596.32	1,907.86	2,325.02
		Swire	1,498.00	1,510.00	2,125.00
	Indonesia	Marca Bulaklak			
		PhilAsia		2,177.50	
	Japan	Marca Bulaklak			1,800.00
	Korea	PhilAsia	1,600.00	2,200.00	2,200.00
	Malaysia	Harvester	1,545.00	1,782.50	2,516.39
	Philippines	Atlas			2,386.67
		Philphos	1,635.00	1,767.22	2,235.56
Vietnam	Amigo		2,375.00	2,412.50	
MOP	Canada	Amigo	1,716.67	1,808.33	1,960.00
		Atlas	1,740.00	2,050.00	1,987.50
	China	Atlas	1,500.00	1,500.00	1,885.00
		Sunrise Planters	1,500.00	1,500.00	1,800.00
	Germany	Atlas	1,500.00		
		Marca Bulaklak		1,500.00	1,800.00
	Japan	Swire		1,857.00	
	Jordan	Sunrise Planters	1,520.00		
		Swire	1,691.67		1,976.25

Appendix 11. Dealer's prices per brand of the six major fertilizer grades in Region III, February to April 2022.

Grade	Country of Origin	Brand	Monitored Dealer's Price (Php)		
			Feb-22	Mar-22	Apr-22
Prilled urea	China	Atlas			3,200.00
		Swire			3,200.00
	Indonesia	Atlas	2,050.00		
	Japan	Atlas		2,950.00	3,031.25
	Norway	Viking		3,140.00	3,120.00
	Qatar	Viking	2,534.79	3,019.72	3,041.86
Granular urea	China	Atlas		2,550.00	3,000.00
		Harvester		2,800.00	2,920.00
		Swire	2,347.03	2,952.22	2,978.39
	Indonesia	Harvester	2,433.57	2,780.00	
	Japan	Marca Bulaklak	1,271.00		
	Malaysia	Amigo	2,426.67		
		Harvester	2,400.00		3,050.00
		Swire	2,538.00	2,855.24	2,914.58
	Qatar	Viking	2,550.00		
		Viking	2,506.12	2,887.56	3,040.56
Ammosul	China	Harvester	1,359.75	1,340.67	1,311.50
		Swire	1,437.24	1,402.39	1,391.20
		Amigo	1,300.00		
	Japan	Atlas	1,405.29	1,306.67	1,300.00
		Marca Bulaklak	1,414.44	1,438.80	1,416.76
	Philippines	Philphos	1,636.67		
Taiwan	Marca Bulaklak		1,400.00	1,418.33	
Complete	China	Atlas	2014.285	2,350.00	2,350.00
		Danat	1966.665	-	-
		Harvester	1775	1,947.78	1,947.78
		Swire	2,061.83	2,208.20	-
	Japan	Atlas	1,773.75	2,193.92	2,193.92
	Korea	PhilAsia	1,870.00	2,250.00	2,300.00
		Swire	-	-	2,183.67
	Malaysia	Swire	-	2,205.56	2,205.56
	Philippines	Atlas	2,100.00	2,326.67	2,475.00
		Philphos	1,907.11	2,133.64	2,254.15
Turbo Prime		-	1,835.00	2,093.33	

Ammophos	China	Amigo	1,690.00		
		Atlas	1,687.97	1,762.50	1,887.50
		Danat	1,800.00		
		Harvester		1,730.00	
		Marca Bulaklak	1,680.00		
		PhilAsia	1,461.43	1,618.75	1,618.75
		Philphos	1,923.33	2,000.00	1,838.75
		Planter's Choice	1,680.00		
		Swire	1,800.00	1,780.50	1,724.17
	Japan	Atlas	1,800.00		
		Marca Bulaklak		1,800.00	
	Korea	Amigo	1,630.00	1,765.00	1,875.00
	Philippines	Philphos	1,750.00		
MOP	Canada	Amigo			1,931.00
		Atlas			2,100.00
		Marca Bulaklak			
	China	Planter's Choice	1,450.00		
		Swire	1,625.00	1,794.44	
	Germany	Atlas	1,958.96		
		Marca Bulaklak		2,008.33	2,091.50
	Japan	Atlas	1,600.00	1,700.00	1,958.00
		Marca Bulaklak	1,693.75	1,708.33	1,864.00
		Swire		1,700.00	
Jordan	Amigo			1,650.00	

Appendix 12. Dealer's prices per brand of the six major fertilizer grades in Region IV, February to April 2022.

Grade	Country of Origin	Brand	Monitored Dealer's Price (Php)		
			Feb-22	Mar-22	Apr-22
Prilled urea	Malaysia	Amigo	2,500.00		
	Qatar	Viking	2669.367	2,713.24	2,782.54
Granular urea	China	Danat	2,650.00	2,675.00	3,060.00
	Indonesia	Harvester	2,586.25	2,640.00	2,634.95
	Korea	Amigo	2,793.75	2,762.50	2,928.75
	Malaysia	Amigo	2,646.39		2,741.35
		Swire	2,645.79	2,697.32	2,743.39
		Viking	2,577.00	2,797.28	2,884.87
Qatar	Viking	2,738.50	2,775.00	2,930.00	
Ammosul	China	Amigo	1,484.78	1,450.93	1,464.90
		Harvester	1,575.00	1,600.00	1,600.00
		Sakura	1,350.00	1,350.00	1,353.75
	Indonesia	Harvester	1,362.50	1,416.67	1,416.67
	Japan	Atlas	1,362.92	1,408.89	1,412.08
		Marca Bulaklak	1,424.25	1,455.52	1,454.54
Malaysia	Swire			1,575.00	
Complete	China	Danat	1,870.00		
		First Planters	2,000.00	2,000.00	
		Harvester	1,885.00		
	Japan	Atlas	1,922.09	2,075.00	2,090.00
		Katana	1,950.00	1,950.00	1,950.00
	Korea	Amigo	1,925.88	2,075.00	2,126.52
		Atlas	1,901.67	1,950.00	2,091.86
		Harvester	1,928.57		
		PhilAsia	1,995.00	2,230.00	2,234.17
	Philippines	Atlas	1,946.25	2,000.00	2,358.33
Philphos		2,187.50			
Turbo Prime		1,858.33	1,848.61	1,957.08	
Ammophos	China	Amigo	1,833.33	1,833.33	1,843.75
		Atlas	1,784.17	1,850.00	1,885.00
		Danat	1,703.75		
		First Planter	1,780.00	1,780.00	1,820.00
		Marca Bulaklak	1,900.00	1,900.00	1,900.00
		Swire	1,762.00	1,791.67	1,812.92
	Japan	Atlas	1,643.34		
		Marca Bulaklak		2,000.00	2,000.00
	Korea	Amigo	1,788.75	1,857.98	1,865.93
		PhilAsia	1,750.00	1,890.00	1,903.13
Philippines	Philphos	2,000.00	1,800.00	1,800.00	

MOP	Canada	Amigo	1,874.68	1,921.88	2,026.34
		Atlas	1,879.17	1,875.00	1,912.50
	China	Amigo	1,950.00		
	Germany	Atlas	1,868.75		
		Marca Bulaklak		1,891.25	1,891.25
	Japan	Atlas	2,100.00	2,060.00	2,038.75
		Marca Bulaklak	1,979.86	2,075.00	2,075.00
	Laos	Amigo	1,836.99	1,890.56	1,943.56
		Swire	1,883.33	1,925.00	2,081.25
	DAP	China	Amigo		2,650.00

Appendix 13. Dealer's prices per brand of the six major fertilizer grades in Region V, February to April 2022.

Grade	Country of Origin	Brand	Monitored Dealer's Price (Php)		
			Feb-22	Mar-22	Apr-22
Prilled urea	Indonesia	Amigo	2,700.00	2,820.00	2,878.75
		Philphos		2,992.50	2,992.50
	Malaysia	Amigo	2,680.00		2,680.00
	Qatar	Viking	2,622.19	2,806.77	2,942.32
	Vietnam	Amigo		2,680.00	
Granular Urea	Indonesia	Amigo	2,982.50	2,795.00	2,918.75
		Harvester	2,598.89	2,791.67	2,903.75
	Malaysia	Amigo		2,955.00	3,138.75
	Qatar	Viking	2,732.15	2,866.39	2,970.03
Ammosul	Japan	Amigo	1,598.13	1,486.67	1,554.27
		Atlas	1,450.00		1,470.83
		Marca Bulaklak	1,526.65	1,575.22	1,525.82
Complete	China	Amigo			2,206.08
		Harvester	1,870.00		
	Japan	Atlas	1,980.00	2,246.25	2,342.84
	Korea	Amigo		2,179.42	
		PhilAsia	2,013.13	2,049.00	2,105.56
	Philippines	Atlas		2,218.21	2,279.92
		Philphos	2,000.00	2,025.00	2,025.00
Turbo Prime		1,658.34	1,830.00	1,951.25	
Ammophos	China	Amigo	1,831.66	1,962.50	2,086.14
		Atlas	1,898.96	1,960.00	1,965.83
		Marca Bulaklak			2,223.33
		PhilAsia	1,900.00		1,975.00
		Philphos	1,880.00		
	Japan	Amigo		1,853.33	
		Atlas	1,856.75		2,250.00
	Korea	Amigo	1,885.00		1,856.67
	Philippines	Marca Bulaklak			2,227.78
Philphos		1,862.50	1,920.00	1,922.50	
MOP	Canada	Amigo	1,670.56	1,920.00	1,862.50
		Atlas	1,945.83		2,051.11
	Indonesia	Philphos			2,430.00
	Japan	Atlas	2,057.50	2,030.00	2,065.42
	Jordan	Swire			
	Russia	Harvester			2,050.00
DAP	China	Amigo	2,428.08		
		Atlas	2,496.04		
		Bacphil	2,500.00		
		Philphos	2,925.00		

Appendix 14. Dealer's prices per brand of the six major fertilizer grades in Region VI, February to April 2022.

Grade	Country of Origin	Brand	Monitored Dealer's Price (Php)		
			Feb-22	Mar-22	Apr-22
Prilled urea	China	Atlas	2,435.00		
		Harvester		3,020.00	
		Philphos	2,580.00		
		Planter's Choice	2,400.00		
	Indonesia	Harvester	2,370.00		
	Qatar	Viking	2,424.17	3,310.00	
Granular	China	Amigo	2,610.00		
		Atlas	2,616.67		
		Planter's Choice			3,100.00
	Indonesia	Amigo			3,055.00
		Harvester			3,070.00
	Japan	Atlas		2,950.00	2,950.00
	Malaysia	Amigo	2,579.29	2,709.80	2,748.42
		Swire		2,650.00	2,650.00
	Philippines	Viking	2,650.00		
	Qatar	Amigo		2,600.00	2,716.67
Viking			2,600.00	3,160.00	
Ammosul	China	Amigo	1,318.39	1,391.42	1,364.97
		Atlas	1,330.00	1,422.50	1,435.00
		Bacphil	1,220.00	1,350.00	1,350.00
		Harvester	1,300.00		1,520.00
		Philphos	1,330.00		
		Planter's Choice	1,240.00		
	Primera Planters	1,150.00			
Japan	Atlas	1,295.97	1,406.67	1,337.78	
Complete	China	Amigo	1,845.38		1,935.08
		Bacphil			1,890.00
		Harvester	1,710.00		
		Philphos	2,000.00		
		Swire		1,850.00	
	Japan	Atlas		1,875.00	2,007.50
	Korea	Amigo	1,794.75	1,891.80	
	Malaysia	Harvester	1,757.50	1,800.00	1,818.75
	Philippines	Atlas	1,777.57	1,920.09	1,865.93
Vietnam	Amigo		2,395.00	2,395.00	

Ammophos	Canada	Amigo		1,600.00	1,600.00
	China	Amigo	1,483.00	1,661.11	1,632.81
		Atlas	1,535.63	1,582.50	1,637.94
		Bacphil	1,550.00		1,700.00
		Philphos	1,730.00		
		Primera Planters	1,500.00		1,895.00
	Korea	Amigo	1,486.00	1,646.83	1,677.30
		Bacphil		1,700.00	1,750.00
MOP	Canada	Amigo	1,849.00	1,853.50	1,903.01
		Atlas	1,713.03	1,852.50	1,942.50
		Bacphil	1,700.00		
		Primera	1,780.00	1,860.00	
	China	Amigo	1,716.03	1,882.00	1,882.00
		Bacphil			
		Primera			1,885.00
DAP	China	Amigo	2,737.92	2,414.17	2,358.89
		Atlas	2,794.17	2,630.21	2,593.23
		Bacphil			1,875.00
		Philphos		3,470.00	3,510.00

Appendix 15. Dealer's prices per brand of the six major fertilizer grades in Region VII, February to April 2022.

Grade	Country of Origin	Brand	Monitored Dealer's Price (Php)		
			Feb-22	Mar-22	Apr-22
Prilled urea	China	Agro	2,430.00		
		Amigo	2,635.00	2,791.67	2,858.85
		Atlas		3,100.00	3,150.00
		Philphos	2,596.67	3,100.00	2,926.88
		Primera	2,452.50		
	Indonesia	Amigo	2,591.54	2,840.00	2,980.00
		Harvester	2,575.00	2,950.00	2,927.08
		Philphos			3,008.00
	Korea	Philphos		2,725.00	
	Qatar	Viking		3,075.00	2,765.28
	Saudi Arabia	Bacphil	2,500.00	2,600.00	
Amigo				2,987.50	
Vietnam	Philphos	2,672.50			
Ammosul	China	Amigo	1,362.50		1,635.00
		Atlas	1,287.50	1,423.75	1,572.03
		Philphos	1,400.00		1,700.00
	Indonesia	Harvester	1,286.67		
	Japan	Atlas	1,336.50		
Complete	China	Amigo	1,725.00	2,200.00	1,901.25
		Atlas	1,802.29	1,867.00	1,946.28
		Philphos			1,825.00
		Primera	1,850.00		
	Indonesia	Harvester	1,825.00		2,350.00
	Japan	Atlas	1,783.33		
	Korea	Amigo	1,790.00	1,840.00	1,998.00
		Atlas		1,930.00	1,960.63
		Philphos	1,830.00	2,150.00	2,350.00
	Taiwan	Atlas	1,770.00		
Vietnam	Philphos	2,010.00	1,850.00	2,050.00	
Ammophos	China	Amigo	1,578.34		1,822.50
		Atlas	1,617.36		1,691.50
		Philphos	1,750.00		2,250.00
	Korea	Amigo			
		Primera Planters	1,608.33		
	Malaysia	Philphos	1,500.00		
Vietnam	Atlas	1,542.50			
MOP	Canada	Amigo	1,738.34	1,900.00	2,057.29
		Atlas	1,791.25		2,127.29
	China	Amigo	1,450.00		
		Atlas	1,900.00	1,850.00	1,950.00
	Laos	Atlas	1,725.00		
Philippines	Philphos			2,187.50	
DAP	China	Amigo		3,000.00	3,231.25
		Atlas			3,300.00
		Philphos		2,900.00	3,016.67

Appendix 16. Dealer's prices per brand of the six major fertilizer grades in Region IX, February to April 2022.

Grade	Country of Origin	Brand	Monitored Dealer's Price (Php)		
			Feb-22	Mar-22	Apr-22
Prilled urea	China	Amigo	2,350.00		
		Atlas	2,480.56	2,462.22	2,410.21
		Philphos	2,581.13	2,651.39	2,786.82
		Planters			2,980.00
	Indonesia	Amigo	2,470.00	2,470.00	2,510.00
		Atlas			
		Harvester	2,496.81	2,504.17	2,680.63
		Philphos		2,555.00	2,753.13
	Japan	Atlas			
	Philippines	Amigo	2,500.00		
Atlas		2,610.00			
Planters		2,100.00			
Granular urea	Indonesia	Philphos		2,750.00	
Ammosul	China	Atlas	1,373.33	1,340.00	1,421.67
		Harvester	1,380.00	1,360.00	1,345.83
		Philphos	1,435.30	1,388.00	1,425.25
		Planters	1,250.00	1,310.00	1,330.00
		QGFC		1,310.00	
	Indonesia	Harvester	1,400.00	1,340.00	1,390.00
		Philphos			
	Japan	Atlas	1,245.00	1,200.00	1,200.00
		Harvester			
	Philippines	Atlas	1,269.17	1,340.00	1,400.42
		Philphos	1,458.10	1,444.45	1,437.78
		Swire	1,500.00		
	Qatar	Bacphil			1,340.00
Taiwan	Atlas			1,450.00	
Complete	China	Atlas	1,680.00		2,000.00
		Harvester		1,805.00	1,805.00
		Philphos	1,900.00		2,100.00
	Philippines	Amigo			1,750.00
		Atlas	1,776.57	1,831.25	1,869.99
		Philphos	1,922.33	1,915.77	1,986.41
Ammophos	China	Atlas	1,607.50		1,855.00
		Danat	1,460.00		
		Harvester			1,866.67
		Philphos	1,682.50	1,700.00	1,834.06
	Indonesia	Harvester		1,565.00	1,707.50
	Philippines	Atlas	1,648.06	1,590.50	1,712.75
		Philphos	1,772.85	1,754.31	1,832.46
	Taiwan	Philphos			

MOP	Belarus	Harvester	1,996.67		1,981.25
	Canada	Atlas	1,887.50	2,015.00	2,314.17
		Harvester			
		Planters	1,650.00		
	China	Atlas	1,990.00	1,961.25	1,961.25
		Harvester	1,917.92	2,007.50	2,472.50
	Indonesia	Harvester	1,987.50		
		Philphos	2,750.00	2,430.00	
	Philippines	Atlas	1,945.00		
		Philphos	2,003.34	2,260.00	2,140.00
Russia	Harvester	1,950.00	2,050.00		
DAP	China	Amigo	2,577.12		
		Atlas	2,558.75		
		Danat	2,670.00		
		Harvester	2,699.17	2,650.00	2,675.00
	Philippines	Atlas		2,700.00	2,700.00
		Planters		2,615.00	2,615.00
	Russia	Planters		2,600.00	2,600.00

Appendix 17. Dealer's prices per brand of the six major fertilizer grades in Region X, February to April 2022.

Grade	Country of Origin	Brand	Monitored Dealer's Price (Php)		
			Feb-22	Mar-22	Apr-22
Prilled urea	China	Atlas	2,507.86		2,792.67
		Danat	2,399.38		2,622.50
		Philphos	2,605.00		
		Swire	2,542.25		
	Indonesia	Agro Planters	2,470.00		
		Amigo	2,407.00		2,774.17
		Atlas	2,520.00		
		Bacphil	2,260.00		
		Harvester	2,543.93		
	Norway	Viking	2,482.50		2,520.00
	Qatar	Bacphil			2,813.33
		Viking			
Vietnam	Agro Planters			3,181.67	
	Harvester			2,839.67	
Ammosul	China	Agro Planters	1,270.00		1,240.00
		Amigo	1,275.72		1,300.00
		Atlas	1,401.82		1,367.56
		Danat	1,370.00		1,311.67
		Harvester	1,339.81		1,343.33
		Philphos	1,460.00		1,450.00
		Swire	1,300.00		1,260.00
	Taiwan	Atlas			1,339.29
		Harvester			1,370.00
Complete	China	Agro Planters	1,645.00		1,800.00
		Amigo	1,677.50		1,915.56
		Atlas			
		Danat			1,810.00
		Harvester	1,847.50		1,950.00
	Philippines	Atlas	1,767.88		1,974.93
		Philphos	1,912.50		2,040.00
Ammophos	China	Agro Planters			1,690.00
		Amigo	1,498.00		1,788.18
		Atlas	1,536.08		1,803.39
		Danat	1,480.83		1,630.00
		Harvester	1,697.50		
		Philphos	1,775.00		1,670.00
	Korea	Amigo	1,493.33		1,788.18
		Atlas			1,831.78
	Philippines	Atlas	1,525.00		
Philphos		1,713.33		1,886.67	

MOP	Belarus	Harvester	1,658.33		2,020.00
	Canada	Amigo	1,709.14		2,209.44
		Atlas	1,751.54		1,933.96
	China	Bacphil	1,760.00		
		Atlas			
DAP	Canada	Atlas	2,450.00		
	China	Agro Planters	2,584.50		
		Amigo	2,583.89		2,816.86
		Atlas	2,460.00		2,520.00
		Bacphil	2,796.25		
		Danat			2,230.00
		DDDD Planters	2,654.17		
		Harvester	2,544.30		2,765.00
	Indonesia	Agro Planters	2,535.00		
		Harvester	2,700.00		
		Atlas	2,425.00		
	Philippines	Agro Planters	2,075.00		
	Uzbekistan	DDDD	2,800.00		

Appendix 18. Dealer's prices per brand of the six major fertilizer grades in Region XI, February to April 2022.

Grade	Country of Origin	Brand	Monitored Dealer's Price (Php)		
			Feb-22	Mar-22	Apr-22
Prilled urea	Canada	Atlas	2,435.00	2,680.00	2,790.00
	China	Agro Planters	2,500.00		2,850.00
		Amigo	2,460.24	2,700.00	2,549.17
		Atlas	2,469.17		
		Danat	2,400.00	2,700.00	
		DDDD Planters	2,519.44	2,675.00	2,853.75
		Harvester	2,440.64	2,670.00	2,586.67
		Philphos	2,420.00		
		Swire			2,775.00
		Viking		2,900.00	3,000.00
	Indonesia	Agro Planters	2,455.14	2,800.00	2,833.33
		Amigo	2,455.00	2,600.00	2,658.33
		Harvester	2,313.33	2,475.00	2,682.50
	Japan	Atlas	2,500.00		
		Swire	2,450.00		
	Malaysia	Amigo	2,444.00		
		Harvester		2,650.00	2,610.00
		Swire	2,450.00	2,610.00	
	Qatar	Bacphil	2,387.50	2,600.00	
		Viking	2,470.67	2,658.05	
	Philippines	Agro Planters			
		Amigo			2,600.00
	Qatar	Amigo			2,675.00
Bacphil				2,761.67	
Harvester				2,545.00	
Viking				2,831.88	
Uzbekistan	Amigo			2,480.00	
Granular urea	Canada	Amigo		2,560.00	
	China	Bacphil	2,400.00	2,700.00	2,675.00
		DDDD Planters	2,510.00		3,250.00
		Harvester	2,380.00	2,800.00	2,625.00
	Indonesia	Agro	2,380.00	2,600.00	2,760.00
	Japan	Swire	2,450.00		
	Malaysia	Harvester	2,396.25	2,600.00	2,780.00
		Swire			
		Viking			
	Philippines	Harvester	2,520.00		
	Qatar	Viking	2,495.00	2,500.00	2,787.50
Uzbekistan	Agro Planters			2,290.00	

Ammosul	Canada	Atlas	1,322.86	1,270.00	1,281.67
	China	Agro Planters	1,308.81	1,300.00	1,320.27
		Amigo	1,374.89	1,275.00	1,312.50
		Atlas	1,357.50	1,700.00	1,312.00
		Bacphil	1,335.00	1,320.00	1,330.00
		Danat			
		DDDD Planters	1,310.56	1,270.00	1,325.00
		Harvester	1,339.77	1,268.00	1,305.31
		King Planters		1,450.00	
		Philphos	1,375.00		
		Swire	1,347.50		
		Indonesia	Agro	1,308.67	1,300.00
	Amigo				
	Harvester		1,365.00		
	Japan	Atlas	1,349.59	1,350.00	1,336.67
		Swire	1,390.00		
	Korea	Amigo		1,650.00	
		Bacphil			1,260.00
	Malaysia	Atlas	1,220.00	1,250.00	1,250.00
		Swire	1,350.00		
	Philippines	Agro	1,280.00		
Qatar	Bacphil	1,350.00	1,350.00		
Taiwan	Atlas	1,341.67			
	DDDD	1,315.00	1,346.67	1,320.00	
	Harvester		1,280.00		
Complete	Canada	Atlas	1,523.34		1,950.00
		Amigo			
	China	Agro Planters	1,620.00	1,700.00	
		Amigo	1,761.39	1,900.00	1,843.75
		Atlas	1,675.64		1,820.00
		Bacphil	1,370.00		
		Danat	1,777.64		1,936.59
		DDDD Planters	1,713.89	1,833.33	1,906.04
		Harvester	1,695.33	1,917.00	1,896.53
		Philphos			2,000.00
		Swire	1,710.00	1,860.00	1,856.88
		Turbo Prime			2,180.00
	Indonesia	Agro	1,596.67		
		Amigo			1,850.00
		Harvester	1,820.00		
	Japan	Atlas	1,778.33	1,900.00	
		Swire	1,750.00		
	Korea	Amigo	1,788.33	1,865.00	2,000.00
		Bacphil	1,802.00	1,868.00	1,971.00
		Harvester			1,875.00

Complete	Malaysia	Atlas	1,640.00	1,920.00	1,920.00
		Swire	1,737.22		
	Philippines	Agro	1,612.78	1,766.67	1,780.13
		Amigo	1,780.00		
		Atlas	1,750.00	1,950.00	
	Taiwan	Atlas	1,700.00		
Vietnam	Harvester	1,670.00	1,950.00	1,950.00	
Ammophos	Canada	Atlas	1,653.33	1,650.00	
		Amigo	1,850.00		
		Swire	1,490.00		
	China	Agro Planters	1,516.25		1,525.00
		Amigo	1,571.67		1,700.00
		Atlas	1,596.67		1,628.75
		Bacphil	1,487.50	1,757.00	1,761.83
		Danat	1,404.13		1,823.66
		DDDD Planters	1,459.92	1,595.00	1,674.17
		Harvester	1,578.96	1,300.00	
		Philphos			
		Swire	1,452.57	1,685.00	1,641.67
	Indonesia	Agro	1,510.00		
	Japan	Atlas	1,477.50	1,300.00	1,460.00
		Swire	1,470.00		
	Korea	Amigo		1,750.00	1,661.25
		Bacphil	1,480.00		
	Malaysia	Atlas	1,420.00	1,420.00	1,520.00
		Swire	1,453.75		
	Philippines	Agro	1,527.29	1,563.33	1,585.42
Amigo		1,400.00		1,750.00	
Vietnam	Harvester	1,670.00	1,600.00	1,700.00	
MOP	Belarus	Harvester	1,880.00		1,900.00
	Canada	Agro		1,900.00	1,917.50
		Amigo	1,759.17	2,045.00	
		Atlas	1,766.83	1,968.50	1,966.82
		Bacphil	1,847.50	2,250.00	2,450.00
	China	Agro	1,817.50		1,812.50
		Amigo	1,878.54	1,580.00	2,180.83
		Atlas	1,787.49	2,200.00	2,225.00
		Bacphil	1,850.00		
		Danat	1,800.00		1,900.00
		DDDD Planters	1,795.00	1,780.00	2,090.83
		Harvester	1,776.67		1,987.50
	Indonesia	Agro	1,850.84		
		Amigo			2,000.00
	Japan	Atlas	1,825.00	1,895.00	2,032.18
	Jordan	DDDD	1,900.00		
Korea	Amigo		1,830.00	1,850.00	

MOP	Laos	DDDD		1,925.00	2,150.00
	Philippines	Agro	1,720.00		
		Amigo			1,830.00
		Bacphil			2,400.00
		Danat	1,750.00		
	Qatar	Amigo			
		Viking			1,850.00
	Russia	Agro			
		Harvester	1,786.67		
	Taiwan	Atlas		1,860.00	
Usbekistan	Agro	1,870.00		1,950.00	
	DDDD		2,200.00		
Vietnam	Atlas			1,790.00	
DAP	Canada	Amigo			4,300.00
	China	Agro Planters			3,334.03
		Amigo	2,621.25	2,800.00	2,895.00
		Atlas	2,583.33		2,460.00
		Bacphil		2,815.33	2,893.00
		DDDD		2,950.00	2,706.25
		Harvester		3,350.00	3,014.58
	Japan	Amigo	2,489.44		
		Atlas		2,650.00	2,775.00
	Laos	DDDD		2,800.00	
	Philippines	Agro	2,518.15	2,950.00	3,025.00
		Atlas			
	Qatar	Bacphil	2,601.11		
Vietnam	Harvester		3,390.00	3,160.00	

Appendix 19. Dealer's prices per brand of the six major fertilizer grades in Region XII, February to April 2022.

Grade	Country of Origin	Brand	Monitored Dealer's Price (Php)		
			Feb-22	Mar-22	Apr-22
Prilled urea	Canada	Amigo	2,410.11		
	China	Agro Planters			2,901.11
		Atlas	2,432.48	2,465.83	2,770.83
		Danat	2,363.67	2,478.47	2,780.06
	Indonesia	Agro	2,419.96		
		Amigo		2,549.13	2,807.22
		Danat	2,363.58		
		Harvester	2,378.89	2,439.11	2,839.73
	Qatar	Bacphil		2,473.33	2,666.67
		Viking	2,404.67	2,527.99	2,818.60
Granular urea	Malaysia	Harvester			2,818.16
		Swire	2,438.03	2,500.81	
		Viking			
	Philippines	Viking	2,447.50		2,821.04
	Qatar	Viking	2,525.00	2,546.67	
Ammosul	China	Agro Planters	1,309.67	1,272.19	
		Amigo	1,290.83	1,305.00	
		Atlas	1,338.46		
		Bacphil		1,305.00	1,320.00
		Danat	1,300.07	1,297.50	1,298.75
		Harvester	1,298.33		1,298.53
		Swire	1,327.01	1,325.71	1,319.44
	Japan	Harvester	1,305.83		
	Philippines	Agro Planters	1,308.31		
	Taiwan	Atlas	1,324.98	1,294.79	
		Planters Choice			1,290.83
Complete	China	Danat	1,743.23		1,949.03
		Harvester		1,880.00	1,965.00
		Swire	1,712.46	1,767.14	1,916.84
	Korea	Amigo	1,759.17	1,742.92	1,939.05
		Bacphil	1,850.00	1,876.67	2,016.88
	Philippines	Agro Planters	1,661.67	1,712.45	1,868.40
		Atlas	1,720.76	1,806.95	1,928.66
Ammophos	China	Atlas	1,479.44	1,511.67	1,799.58
		Danat	1,434.26	1,521.56	1,794.99
		Swire	1,452.67	1,527.15	1,763.81
	Korea	Amigo		1,655.00	1,809.67
	Philippines	Agro Planters	1,480.63	1,541.19	1,754.43

MOP	Canada	Amigo	1,769.58	1,789.97	2,100.99
		Atlas	1,759.51	1,785.20	2,034.32
		Bacphil	1,739.75	1,805.00	2,026.25
	Japan	Harvester	1,755.21		
	Russia	Harvester	1,766.25	1,768.33	2,041.08
DAP	China	Agro Planters			
		Amigo	2,600.00	2,635.83	2,728.13
		Atlas	2,108.33	2,725.00	2,833.53
		Planters Choice	2,625.00		
	Japan	Atlas	2,620.00		
	Philippines	Agro Planters		2,658.33	2,906.58
	Qatar	Bacphil		2,611.67	2,802.08

Appendix 20. Dealer's prices per brand of the six major fertilizer grades in REGION XIII, February to April 2022.

Grade	Country of Origin	Brand	Monitored Dealer's Price (Php)		
			Feb-22	Mar-22	Apr-22
Prilled urea	China	Atlas	2,366.80	2,455.62	2,668.35
		Danat	2,580.00		
		Planters		2,452.50	2,260.00
	Indonesia	Agro Planters	2,400.00		
		Amigo	2,583.33	2,553.75	2,722.50
		Atlas	2,366.80		
		Harvester			2,980.00
	Masagana	2,450.00			
	Japan	Atlas	2,366.80		
Philippines	Amigo	2,533.33			
Qatar	Viking	2,600.00	2,543.33	2,571.00	
Granular urea	China	Atlas		2,522.50	2,811.04
		Harvester		2,461.67	2,780.00
	Indonesia	Atlas	2,650.00	2,523.13	2,769.38
		Masagana		2,447.50	2,573.33
		Planters	2,510.00		
	Malaysia	Swire			
		Viking			
	Qatar	Amigo		2,447.29	2,571.67
Viking		2,540.00	2,458.33	2,491.67	
Ammosul	China	Agro Planters		1,343.75	1,343.75
		Amigo	1,350.00	1,345.83	1,353.33
		Atlas	1,369.75	1,354.65	1,527.94
		Bacphil	1,350.00	1,350.00	1,350.00
		Harvester	1,300.00	1,305.00	1,416.67
		Planters	1,333.19	1,313.75	1,322.50
	Indonesia	Amigo	1,362.50	1,345.00	1,353.33
		Bacphil			
		Masagana		1,400.00	1,285.00
	Japan	Atlas	1,385.82		
	Taiwan	Atlas	1,366.75	1,361.51	1,359.35
		DDDD			
Planters Choice			1,300.00	1,320.00	

Complete	China	Agro Planters		1,705.00	1,740.00
		Amigo			1,959.58
		Atlas	1,797.50	1,819.69	1,865.02
		Harvester		1,821.67	
		Planters	1,712.50		
		Planters Choice		1,723.75	1,782.22
		Swire	1,725.00	1,831.25	
		Xian Bee			
	Japan	Atlas	1,779.65		
	Korea	Amigo	1,770.70	1,818.13	
		Planters Choice		1,805.00	
		Swire			1,881.25
Xian Bee				1,600.00	
Ammophos	China	Atlas	1,538.54	1,570.04	1,666.24
		Agro Planters		1,550.00	
		Danat Hi-Yield	1,600.00	1,622.50	1,630.00
		Planters	1,550.00	1,554.38	1,570.00
		Swire		1,496.88	1,675.00
	Japan	Atlas	1,521.16		
	Korea	Amigo	1,593.89	1,662.97	1,759.44
Taiwan	Atlas	1,650.00			
MOP	Canada	Amigo	1,832.78	1,918.54	2,226.06
		Atlas	1,823.79	1,831.47	1,973.24
		Planters	1,750.00	1,775.00	
	China	Atlas			
		Harvester	1,900.00	1,900.00	1,900.00
		Planters Choice	1,823.33	1,820.00	1,863.13
Japan	Atlas	1,837.38			
DAP	China	Amigo		2,643.75	2,688.38
		Atlas		2,426.25	2,425.00
		Planters Choice		2,500.00	2,525.63