

STATEMENT OF APPROPRIATIONS, ALLOTMENTS, OBLIGATIONS, DISBURSEMENTS AND BALANCES
As of the Quarter Ending December 31, 2016


Department: Other Executive Offices
Agency: Fertilizer and Pesticide Authority
Operating Unit: N/A
Organization Code (UACS): 26037000000
Fund Cluster: 01 - Regular Agency Fund

Authorization: 01 - Current Year Appropriations

Particulars	UACS CODE	Appropriation		Allotments					Current Year Obligations					Current Year Disbursements					Balances					
		Authorized Appropriation	Adjustments (To/From, Realignment)	Adjusted Appropriations	Allotments Received	Adjustments (Withdrawal, Realignment)	Transfer To	Transfer From	Adjusted Total Allotments	1st Quarter Ending March 31	2nd Quarter Ending June 30	3rd Quarter Ending Sept. 30	4th Quarter Ending Dec. 31	Total	1st Quarter Ending March 31	2nd Quarter Ending June 30	3rd Quarter Ending Sept. 30	4th Quarter Ending Dec. 31	Total	Unreleased Appropriations	Unobligated Allotment	Unpaid Obligations (15-20) + (23-24)	Not Yet Due and Demandable	
1	2	3	4	5(2+4)	6	7	8	9	10(8+7+9)	11	12	13	14	15(11+12+13+14)	16	17	18	19	20(16+17+18+19)	21(5-10)	22(10-15)	23	24	
Agency Specific Budget																								
Specific Budgets of National Government Agencies	01101101																							
General Administration and Support	00000100000000	28,878,000.00		28,878,000.00	28,878,000.00				28,878,000.00	5,158,303.91	8,024,538.09	5,538,531.88	5,318,344.42	24,039,718.30	4,012,758.93	7,598,365.79	5,719,195.44	5,423,070.92	22,723,391.08		4,838,281.70		1,316,327.22	
General Management and Supervision	10300100010000	28,878,000.00		28,878,000.00	28,878,000.00				28,878,000.00	5,158,303.91	8,024,538.09	5,538,531.88	5,318,344.42	24,039,718.30	4,012,758.93	7,598,365.79	5,719,195.44	5,423,070.92	22,723,391.08		4,838,281.70		1,316,327.22	
PS		14,126,000.00	916,867.00	15,042,867.00	14,126,000.00			916,867.00	15,042,867.00	2,827,147.48	4,682,185.28	4,125,671.08	3,506,782.19	15,041,866.00	2,827,147.48	4,682,185.28	4,135,671.05	3,506,782.19	15,041,866.00				1.00	
MOOE		13,050,000.00	(916,867.00)	12,133,133.00	13,050,000.00			(916,867.00)	12,133,133.00	1,866,888.43	2,825,455.81	1,184,840.83	1,782,907.23	7,839,892.30	721,143.45	2,986,180.51	1,401,753.99	1,960,058.73	8,995,138.88		4,403,440.70		870,756.62	
CO		1,703,000.00		1,703,000.00	1,703,000.00				1,703,000.00	464,468.00	6,677,992.28	24,120.00	1,358,160.00	464,468.00			56,250.00		712,588.40		344,840.00		645,571.60	
Operations	00000300000000	47,061,000.00		47,061,000.00	47,061,000.00				47,061,000.00	7,444,029.19	7,815,802.10	8,801,295.91	13,304,649.01	37,365,776.21	7,359,811.89	7,489,508.64	7,757,405.53	12,428,398.42	35,035,124.28		9,895,223.79		2,330,851.93	
MFO 1: FERTILIZER AND PESTICIDE REGULATION SERVICES	00000301000000	47,061,000.00		47,061,000.00	47,061,000.00				47,061,000.00	7,444,029.19	7,815,802.10	8,801,295.91	13,304,649.01	37,365,776.21	7,359,811.89	7,489,508.64	7,757,405.53	12,428,398.42	35,035,124.28		9,895,223.79		2,330,851.93	
Quality Control and Inspection	16200301010000	29,238,000.00		29,238,000.00	29,238,000.00				29,238,000.00	5,931,913.54	8,255,098.33	5,684,575.18	8,429,577.30	26,301,164.35	5,864,148.00	5,980,787.00	4,889,896.00	7,789,578.82	24,504,177.82		2,938,835.85		1,796,986.73	
PS		15,454,000.00		15,454,000.00	15,454,000.00				15,454,000.00	4,595,705.50	3,943,834.00	3,421,450.99	4,405,509.51	16,386,500.00	4,595,709.00	3,943,834.00	3,421,451.00	4,405,509.00	16,386,500.00					
MOOE		13,219,000.00	(912,500.00)	12,306,500.00	13,219,000.00			(912,500.00)	12,306,500.00	1,336,208.04	2,311,264.33	1,959,712.94	3,796,567.78	8,403,763.10	1,268,440.00	1,468,245.00	1,148,664.97	7,920,472.97	2,902,748.90		1,483,280.13		313,706.60	
CO		565,000.00		565,000.00	565,000.00				565,000.00			303,411.25	227,500.00	530,311.25				217,204.65	217,204.65					
Registration and Licensing	16200301020000	17,823,000.00		17,823,000.00	17,823,000.00				17,823,000.00	1,812,115.65	1,560,703.77	3,116,720.73	4,875,071.71	11,064,811.86	1,495,885.89	1,508,751.64	2,857,709.53	4,658,819.80	10,530,946.66		34,088.75		575,388.14	
PS		9,981,000.00	225,000.00	10,206,000.00	9,981,000.00			225,000.00	10,206,000.00	1,137,844.45	1,031,141.59	1,050,151.53	2,967,062.47	6,186,000.00	1,137,844.45	1,031,141.56	1,050,151.63	2,967,062.47	6,186,000.00					
MOOE		11,807,000.00	(225,000.00)	11,582,000.00	11,807,000.00			(225,000.00)	11,582,000.00	374,471.20	480,762.22	2,068,569.20	1,908,009.24	4,829,811.86	359,021.24	426,810.09	1,817,558.00	1,891,757.33	4,295,146.66		6,752,188.14		533,665.20	
CO		55,000.00		55,000.00	55,000.00				55,000.00			48,800.00		48,800.00				48,800.00	48,800.00					
Sub-Total, Agency-Specific		75,939,000.00		75,939,000.00	75,939,000.00				75,939,000.00	12,602,333.10	15,840,340.19	14,339,827.78	18,622,993.43	61,405,494.51	11,372,570.82	15,057,874.43	13,476,600.97	17,851,469.34	57,758,515.35		14,533,505.49		3,646,979.15	
PS		35,540,000.00	2,054,167.00	37,594,167.00	35,540,000.00			2,054,167.00	37,594,167.00	8,890,497.43	9,597,173.67	10,879,334.17	13,594,166.00	45,560,497.93	9,567,160.83	8,597,173.58	10,879,333.86	37,594,166.00						
MOOE		38,078,000.00	(2,054,167.00)	36,023,833.00	38,078,000.00			(2,054,167.00)	36,023,833.00	3,711,835.67	5,617,482.38	5,191,122.97	7,487,484.28	21,873,457.25	2,347,604.69	5,451,913.80	4,887,556.99	6,698,981.03	19,165,756.31		14,148,376.74		2,687,700.95	
Fin Ex																								
CO		2,323,000.00		2,323,000.00	2,323,000.00				2,323,000.00	484,468.00	665,697.00	581,531.25	256,175.00	1,937,871.25	464,468.00	48,800.00	191,870.40	273,454.65	978,593.05		385,128.75		959,276.20	
II. Automatic Appropriations																								
Retirement and Life Insurance Premiums	01104102																							
General Administration and Support	00000100000000	1,383,000.00	318,533.00	1,701,533.00	1,701,533.00				1,701,533.00	307,732.00	473,707.00	458,948.00	456,038.00	1,896,425.00	307,732.00	473,707.00	458,948.00	456,038.00	1,896,425.00		5,108.00			
General Management and Supervision	10300100010000	1,383,000.00	318,533.00	1,701,533.00	1,701,533.00				1,701,533.00	307,732.00	473,707.00	458,948.00	456,038.00	1,896,425.00	307,732.00	473,707.00	458,948.00	456,038.00	1,896,425.00		5,108.00			
PS		1,383,000.00	318,533.00	1,701,533.00	1,701,533.00				1,701,533.00	307,732.00	473,707.00	458,948.00	456,038.00	1,896,425.00	307,732.00	473,707.00	458,948.00	456,038.00	1,896,425.00		5,108.00			
Operations	00000300000000	2,069,000.00		2,069,000.00	2,069,000.00				2,069,000.00	844,597.00	476,159.00	478,421.00	457,981.00	2,055,158.00	844,597.00	476,159.00	478,421.00	457,981.00	2,055,158.00		13,842.00			
MFO 1: FERTILIZER AND PESTICIDE REGULATION SERVICES	00000301000000	2,069,000.00		2,069,000.00	2,069,000.00				2,069,000.00	844,597.00	476,159.00	478,421.00	457,981.00	2,055,158.00	844,597.00	476,159.00	478,421.00	457,981.00	2,055,158.00		13,842.00			
Quality Control and Inspection	16200301010000	1,500,000.00		1,500,000.00	1,500,000.00				1,500,000.00	360,618.00	368,593.00	368,741.00	368,206.00	1,486,158.00	360,618.00	368,593.00	368,741.00	368,206.00	1,486,158.00		13,842.00			
PS		1,500,000.00		1,500,000.00	1,500,000.00				1,500,000.00	360,618.00	368,593.00	368,741.00	368,206.00	1,486,158.00	360,618.00	368,593.00	368,741.00	368,206.00	1,486,158.00		13,842.00			
Registration and Licensing	16200301020000	569,000.00		569,000.00	569,000.00				569,000.00	283,979.00	107,566.00	107,680.00	69,775.00	569,000.00	283,979.00	107,566.00	107,680.00	69,775.00	569,000.00					
PS		569,000.00		569,000.00	569,000.00				569,000.00	283,979.00	107,566.00	107,680.00	69,775.00	569,000.00	283,979.00	107,566.00	107,680.00	69,775.00	569,000.00					
Sub-Total, Automatic Appropriations		3,452,000.00	318,533.00	3,770,533.00	3,770,533.00				3,770,533.00	952,329.00	949,866.00	935,369.00	914,019.00	3,751,583.00	952,329.00	949,866.00	935,369.00	914,019.00	3,751,583.00		16,950.00			
PS		3,452,000.00	318,533.00	3,770,533.00	3,770,533.00				3,770,533.00	952,329.00	949,866.00	935,369.00	914,019.00	3,751,583.00	952,329.00	949,866.00	935,369.00	914,019.00	3,751,583.00		16,950.00			
MOOE																								
Fin Ex																								
CO																								
III. Special Purpose Fund																								
Miscellaneous Personnel Benefits Fund	01101408		7,557,854.00	7,557,854.00	7,557,854.00				7,557,854.00	596,885.00	3,483,157.00	428,003.54	2,750,749.28	7,255,794.82	596,885.00	3,483,157.00	428,003.54	2,640,408.00	7,145,453.54		301,859.18		110,341.28	
Miscellaneous Personnel																								

Particulars	UACS CODE	Appropriation			Allotments			Current Year Obligations					Current Year Disbursements					Balances					
		Authorized Appropriation	Adjustments (Transfer To/From, Realignment)	Adjusted Appropriations	Allotments Received	Adjustments (Withdrawal, Realignment)	Transfer To	Transfer From	Adjusted Total Allotments	1st Quarter Ending March 31	2nd Quarter Ending June 30	3rd Quarter Ending Sept. 30	4th Quarter Ending Dec. 31	Total	1st Quarter Ending March 31	2nd Quarter Ending June 30	3rd Quarter Ending Sept. 30	4th Quarter Ending Dec. 31	Total	Unreleased Appropriations	Unobligated Allotment	Unpaid Obligations (15-20) + (23-24)	Due and Demandable
1	2	3	4	5=(3+4)	6	7	8	9	10=(8+(-)7+8+9)	11	12	13	14	15=(11+12+13+14)	16	17	18	19	20=(16+17+18+19)	21=(5-10)	22=(10-15)	23	24
Sub-Total, SPF			12,396,713.00	12,396,713.00	12,396,713.00				12,396,713.00	1,402,406.00	3,483,157.00	585,231.29	6,624,057.28	12,094,851.57	1,402,406.00	3,483,157.00	425,003.54	6,673,943.75	11,984,510.29		301,861.43		110,341.28
PS			12,396,713.00	12,396,713.00	12,396,713.00				12,396,713.00	1,402,406.00	3,483,157.00	585,231.29	6,624,057.28	12,094,851.57	1,402,406.00	3,483,157.00	425,003.54	6,673,943.75	11,984,510.29		301,861.43		110,341.28
MOOE																							
Fin Ex																							
CO																							
GRAND TOTAL		79,391,000.00	12,715,248.00	92,106,248.00	92,106,246.00				92,106,246.00	14,957,068.10	20,273,363.19	15,880,428.08	26,181,069.71	77,251,929.08	13,727,305.62	19,490,897.43	14,836,973.51	25,439,432.09	73,494,608.65		14,854,316.92		3,757,320.43
PS		38,992,000.00	14,789,413.00	53,781,413.00	51,707,246.00	2,054,167.00			53,781,413.00	10,915,232.43	13,990,183.83	10,117,773.88	18,417,410.45	53,440,600.57	10,915,232.83	13,990,183.83	9,957,546.12	18,467,296.41	53,330,259.29		320,812.43		110,341.28
MOOE		38,076,000.00	(2,054,167.00)	36,021,833.00	38,076,000.00	(2,054,167.00)			36,021,833.00	3,677,367.87	5,617,462.36	5,191,122.97	7,487,484.26	21,873,457.26	2,347,604.69	5,451,913.60	4,687,556.99	6,896,881.03	19,185,756.31		14,148,375.74		2,687,700.95
Fin Ex																							
CO		2,323,000.00		2,323,000.00	2,323,000.00				2,323,000.00	484,468.00	665,697.00	551,531.25	256,175.00	1,937,871.25	484,468.00	48,600.00	191,870.40	273,454.65	978,593.05		385,128.75		959,278.20

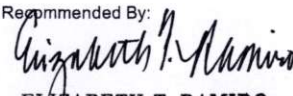
Certified Correct:


 Oliveros, Maria Theresa
 Budget Officer
 Date: 27/Jan/2017

Certified Correct:


GINA C. TOMIMBANG
 Chief Accountant
 Accountant III
 Date:

Recommended By:


ELIZABETH T. RAMIRO
 Director
 Administrative Officer
 Date:

Approved By:


 Agency Head/Department
 Date:

This report was generated using the Unified Reporting System


**STATEMENT OF APPROPRIATIONS, ALLOTMENTS, OBLIGATIONS, DISBURSEMENTS AND BALANCES
As of the Quarter Ending December 31, 2016**

Department: Other Executive Offices
 Agency: Fertilizer and Pesticide Authority
 Operating Unit: N/A
 Organization Code (UACS): 26037000000
 Fund Cluster: 01 - Regular Agency Fund


Authorization: 02 - Continuing Appropriations

Particulars	UACS CODE	Appropriation			Allotments				Current Year Obligations					Current Year Disbursements				Balances						
		Authorized Appropriation	Adjustments (Transfer (To)/From, Realignment)	Adjusted Appropriations	Allotments Received	Adjustments (Withdrawal, Realignment)	Transfer To	Transfer From	Adjusted Total Allotments	1st Quarter Ending March 31	2nd Quarter Ending June 30	3rd Quarter Ending Sept. 30	4th Quarter Ending Dec. 31	Total	1st Quarter Ending March 31	2nd Quarter Ending June 30	3rd Quarter Ending Sept. 30	4th Quarter Ending Dec. 31	Total	Unreleased Appropriations	Unobligated Allotment	Unpaid Obligations (15-23) + (23-24)	Due and Demandable	Not Yet Due and Demandable
1	2	3	4	5=(3+4)	6	7	8	9	10=(8+(7)-8+9)	11	12	13	14	15=(11+12+13+14)	16	17	18	19	20=(16+17+18+19)	21=(5-10)	22=(10-15)	23	24	
I. Agency Specific Budget																								
Specific Budgets of National Government Agencies	01102101																							
General Administration and Support	000001000000000	2,663,165.00		2,663,165.00	2,663,165.00				2,663,165.00	1,027,599.00	328,070.00	14,871.00		1,370,540.00	996,579.00	359,090.00	14,871.00		1,370,540.00			1,292,625.00		
General Management and Supervision	103001000100000	2,663,165.00		2,663,165.00	2,663,165.00				2,663,165.00	1,027,599.00	328,070.00	14,871.00		1,370,540.00	996,579.00	359,090.00	14,871.00		1,370,540.00			1,292,625.00		
MOOE		2,663,165.00		2,663,165.00	2,663,165.00				2,663,165.00	1,027,599.00	328,070.00	14,871.00		1,370,540.00	996,579.00	359,090.00	14,871.00		1,370,540.00			1,292,625.00		
Operations	000003000000000	3,341,007.00		3,341,007.00	3,341,007.00				3,341,007.00	1,020,707.00	187,352.00	40,053.00	36,692.00	1,284,804.00	962,277.00	176,782.00	40,053.00	36,692.00	1,235,804.00			2,058,203.00		49,000.00
MFO 1: FERTILIZER AND PESTICIDE REGULATION SERVICES	000003010000000	3,341,007.00		3,341,007.00	3,341,007.00				3,341,007.00	1,020,707.00	187,352.00	40,053.00	36,692.00	1,284,804.00	962,277.00	176,782.00	40,053.00	36,692.00	1,235,804.00			2,058,203.00		49,000.00
Quality Control and Inspection	182003010100000	469,438.00		469,438.00	469,438.00				469,438.00	75,843.00	1,999.00	32,250.00	2,500.00	112,592.00	75,393.00	2,449.00	32,250.00	2,500.00	112,592.00			356,846.00		
MOOE		469,438.00		469,438.00	469,438.00				469,438.00	75,843.00	1,999.00	32,250.00	2,500.00	112,592.00	75,393.00	2,449.00	32,250.00	2,500.00	112,592.00			356,846.00		
Registration and Licensing	182003010200000	2,871,569.00		2,871,569.00	2,871,569.00				2,871,569.00	944,864.00	165,353.00	7,803.00	34,192.00	1,172,212.00	906,884.00	174,333.00	7,803.00	34,192.00	1,123,212.00			1,899,357.00		49,000.00
MOOE		2,871,569.00		2,871,569.00	2,871,569.00				2,871,569.00	944,864.00	165,353.00	7,803.00	34,192.00	1,172,212.00	906,884.00	174,333.00	7,803.00	34,192.00	1,123,212.00			1,899,357.00		49,000.00
Sub-Total, Agency-Specific		6,004,172.00		6,004,172.00	6,004,172.00				6,004,172.00	2,048,306.00	515,422.00	54,924.00	36,692.00	2,655,344.00	1,978,856.00	535,872.00	54,924.00	36,692.00	2,606,344.00			3,348,828.00		49,000.00
PS																								
MOOE		6,004,172.00		6,004,172.00	6,004,172.00				6,004,172.00	2,048,306.00	515,422.00	54,924.00	36,692.00	2,655,344.00	1,978,856.00	535,872.00	54,924.00	36,692.00	2,606,344.00			3,348,828.00		49,000.00
Fin Ex																								
CO																								
II. Automatic Appropriations																								
Retirement and Life Insurance Premiums	01104102																							
General Administration and Support	000001000000000																							
General Management and Supervision	103001000100000																							
PS																								
Operations	000003000000000																							
MFO 1: FERTILIZER AND PESTICIDE REGULATION SERVICES	000003010000000																							
Quality Control and Inspection	182003010100000																							
PS																								
Registration and Licensing	182003010200000																							
PS																								
Sub-Total, Automatic Appropriations																								
PS																								
MOOE																								
Fin Ex																								
CO																								
III. Special Purpose Fund																								
Sub-Total, SPF																								
PS																								
MOOE																								
Fin Ex																								
CO																								
GRAND TOTAL		6,004,172.00		6,004,172.00	6,004,172.00				6,004,172.00	2,048,306.00	515,422.00	54,924.00	36,692.00	2,655,344.00	1,978,856.00	535,872.00	54,924.00	36,692.00	2,606,344.00			3,348,828.00		49,000.00
PS																								
MOOE		6,004,172.00		6,004,172.00	6,004,172.00				6,004,172.00	2,048,306.00	515,422.00	54,924.00	36,692.00	2,655,344.00	1,978,856.00	535,872.00	54,924.00	36,692.00	2,606,344.00			3,348,828.00		49,000.00
Fin Ex																								
CO																								

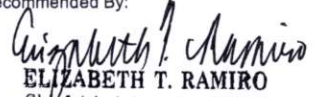
Certified Correct:


 Oliveros, Maria Theresa
 Budget Officer
 Date: 27/Jan/2017


Certified Correct:


 Gina C. TOMIMBANG
 Chief Accountant III
 Date:

Recommended By:


 ELIZABETH T. RAMIRO
 Director, FMS
 Date:

Approved By:


 Agency Head/Department
 Date:

SUMMARY OF APPROPRIATIONS, ALLOTMENTS, OBLIGATIONS AND BALANCES BY OBJECT OF EXPENDITURES
As of the Quarter Ending December 31, 2016

Department: Other Executive Offices
Agency: Fertilizer and Pesticide Authority
Operating Unit: N/A
Organization Code (UACS): 260370000000
Fund Cluster: 01 - Regular Agency Fund


Authorization: 01 - Current Year Appropriations

Table with columns: Particulars, UACS CODE, Appropriation, Allotments, Current Year Obligations, Current Year Disbursements, Balances. Rows include Agency Specific Budget, Personnel Services, Salaries and Wages, and various other expense categories.

Particulars	UACS CODE	Appropriation				Allotments			Current Year Obligations						Current Year Disbursements					Balances				
		Authorized Appropriation	Adjustments (To)/From, Realignm	Adjusted Appropriations	Allotments Received	Adjustments (Withdrawal, Realignm)	Transfer To	Transfer From	Adjusted Total Allotments	1st Quarter Ending March 31	2nd Quarter Ending June 30	3rd Quarter Ending Sept. 30	4th Quarter Ending Dec. 31	Total	1st Quarter Ending March 31	2nd Quarter Ending June 30	3rd Quarter Ending Sept. 30	4th Quarter Ending Dec. 31	Total	Unreleased Appropriations	Unobligated Allotment	Unpaid Obligations (15-20) = (23-24)		
1	2	3	4	5(3+4)	6	7	8	9	10(8+1-7+8+9)	11	12	13	14	15(11+12+13+14)	16	17	18	19	20(16+17+18+19)	21(5-10)	22(10-18)	23	24	
Mobile	5020502001	724,000.00		724,000.00	724,000.00				724,000.00	102,700.00	67,278.25	108,805.98	106,719.36	385,501.59	102,700.00	67,278.25	108,805.98	96,097.43	373,179.49	338,488.41			12,322.10	
Landline	5020502002	444,000.00		444,000.00	444,000.00				444,000.00	67,106.84	131,816.86	73,375.76	86,312.34	360,271.80	67,106.84	131,816.86	73,375.76	86,312.34	358,612.80	83,728.20			14,822.00	
Internet Subscription Expenses	5020503000	443,000.00		443,000.00	443,000.00				443,000.00	78,090.00	50,492.00	50,492.00	72,935.24	201,517.24	78,090.00	50,492.00	50,492.00	82,966.93	194,743.24	241,482.76			6,774.00	
Internet Subscription Expenses	5020503000	443,000.00		443,000.00	443,000.00				443,000.00	78,090.00	50,492.00	50,492.00	72,935.24	201,517.24	78,090.00	50,492.00	50,492.00	82,966.93	194,743.24	241,482.76			6,774.00	
Confidential, Intelligence and Extraordinary Expenses	5021000000	110,000.00		110,000.00	110,000.00				110,000.00	13,348.00			66,848.00	13,348.00				50,000.00	83,348.00	41,152.00			5,500.00	
Extraordinary and Miscellaneous Expenses	5021003000	110,000.00		110,000.00	110,000.00				110,000.00	13,348.00			66,848.00	13,348.00				50,000.00	83,348.00	41,152.00			5,500.00	
Extraordinary and Miscellaneous Expenses	5021003000	110,000.00		110,000.00	110,000.00				110,000.00	13,348.00			66,848.00	13,348.00				50,000.00	83,348.00	41,152.00			5,500.00	
Professional Services	5021100000	7,935,000.00	(306,236.65)	7,628,763.35	7,935,000.00	(306,236.65)			7,628,763.35	670,584.55	1,031,581.30	1,393,886.91	1,832,467.96	4,926,320.72	667,253.80	1,010,844.00	1,393,886.91	1,454,451.03	4,526,236.64	2,700,442.63			402,084.08	
Legal Services	5021101000	360,000.00		360,000.00	360,000.00				360,000.00			180,000.00	180,000.00	330,000.00				180,000.00	180,000.00	30,000.00			150,000.00	
Legal Services	5021101000	360,000.00		360,000.00	360,000.00				360,000.00			180,000.00	180,000.00	330,000.00				180,000.00	180,000.00	30,000.00			150,000.00	
Auditing Services	5021102000	143,000.00		143,000.00	143,000.00				143,000.00	5,879.75	(3,059.55)	4,230.30	14,928.70	21,979.20	5,879.75			4,230.30	14,928.70	121,020.80				
Auditing Services	5021102000	143,000.00		143,000.00	143,000.00				143,000.00	5,879.75	(3,059.55)	4,230.30	14,928.70	21,979.20	5,879.75			4,230.30	14,928.70	121,020.80				
Other Professional Services	5021199000	7,432,000.00	(306,236.65)	7,125,763.35	7,432,000.00	(306,236.65)			7,125,763.35	664,704.80	1,034,640.85	1,209,456.61	1,667,539.26	4,576,341.52	661,374.05	1,013,904.45	1,209,456.61	1,439,522.33	4,324,267.44	2,549,421.83			252,084.08	
Other Professional Services	5021199000	7,432,000.00	(306,236.65)	7,125,763.35	7,432,000.00	(306,236.65)			7,125,763.35	664,704.80	1,034,640.85	1,209,456.61	1,667,539.26	4,576,341.52	661,374.05	1,013,904.45	1,209,456.61	1,439,522.33	4,324,267.44	2,549,421.83			252,084.08	
General Services	5021200000	1,800,000.00	126,440.56	1,726,440.56	1,800,000.00				1,726,440.56	1,223,338.00	8,290.00	1,995.26	299,142.54	1,532,625.80	195,613.30			1,995.26	674,370.77	1,294,363.98	193,814.76			236,241.93
Janitorial Services	5021202000	800,000.00	18,888.04	818,888.04	800,000.00				818,888.04	816,672.78		1,995.26		818,668.04	67,915.78			1,995.26	247,528.83	608,103.78			110,564.28	
Janitorial Services	5021202000	800,000.00	18,888.04	818,888.04	800,000.00				818,888.04	816,672.78		1,995.26		818,668.04	67,915.78			1,995.26	247,528.83	608,103.78			110,564.28	
Security Services	5021203000	960,000.00		960,000.00	960,000.00				960,000.00	606,565.22			159,820.02	766,185.24	127,697.52			223,470.66	287,319.42	638,487.60	193,814.76			127,697.64
Security Services	5021203000	960,000.00		960,000.00	960,000.00				960,000.00	606,565.22			159,820.02	766,185.24	127,697.52			223,470.66	287,319.42	638,487.60	193,814.76			127,697.64
Other General Services	5021299000	40,000.00	107,772.52	147,772.52	40,000.00		107,772.52		147,772.52		8,250.00		139,522.52	147,772.52			8,250.00	139,522.52	147,772.52					
Other General Services	5021299000	40,000.00	107,772.52	147,772.52	40,000.00		107,772.52		147,772.52		8,250.00		139,522.52	147,772.52			8,250.00	139,522.52	147,772.52					
Repairs and Maintenance - Buildings and Other Structures	5021300000	2,462,000.00	49,914.75	2,511,914.75	2,462,000.00		49,914.75		2,511,914.75	49,568.97	658,599.70	240,780.00	120,568.64	1,089,505.31	37,361.12	381,636.09	240,780.00	337,875.02	997,852.23	1,442,409.44			71,863.08	
Repairs and Maintenance - Buildings and Other Structures	5021304000	50,000.00	49,914.75	99,914.75	50,000.00		49,914.75		99,914.75	11,527.75	13,702.00	57,515.00	17,170.00	99,914.75	11,527.75	13,702.00	57,515.00	7,335.00	90,079.75				9,835.00	
Other Structures	5021304000	50,000.00	49,914.75	99,914.75	50,000.00		49,914.75		99,914.75	11,527.75	13,702.00	57,515.00	17,170.00	99,914.75	11,527.75	13,702.00	57,515.00	7,335.00	90,079.75				9,835.00	
Repairs and Maintenance - Machinery and Equipment	5021305000	1,431,000.00		1,431,000.00	1,431,000.00				1,431,000.00	16,958.66	518,004.00	26,100.00	34,870.08	598,632.74	16,958.66	265,050.00	26,100.00	276,254.00	584,362.66	835,387.26				11,270.08
Repairs and Maintenance - Machinery and Equipment	5021305000	1,431,000.00		1,431,000.00	1,431,000.00				1,431,000.00	16,958.66	518,004.00	26,100.00	34,870.08	598,632.74	16,958.66	265,050.00	26,100.00	276,254.00	584,362.66	835,387.26				11,270.08
Machinery	5021305001	348,000.00		348,000.00	348,000.00				348,000.00	16,958.66	518,004.00	26,100.00	34,870.08	598,632.74	16,958.66	265,050.00	26,100.00	276,254.00	584,362.66	835,387.26				11,270.08
Office Equipment	5021305002	833,000.00		833,000.00	833,000.00				833,000.00															
Other Machinery and Equipment	5021305009	250,000.00		250,000.00	250,000.00				250,000.00															
Repairs and Maintenance - Transportation Equipment - Motor Vehicles	5021306000	981,000.00		981,000.00	981,000.00				981,000.00	21,082.56	126,893.70	157,165.00	68,816.56	373,957.82	8,874.71	103,084.09	157,165.00	54,286.02	323,409.82	607,042.18				50,548.00
Repairs and Maintenance - Transportation Equipment - Motor Vehicles	5021306001	981,000.00		981,000.00	981,000.00				981,000.00	21,082.56	126,893.70	157,165.00	68,816.56	373,957.82	8,874.71	103,084.09	157,165.00	54,286.02	323,409.82	607,042.18				50,548.00
Taxes, Duties and Licenses	5021500000	1,031,000.00	65,825.00	1,096,825.00	1,031,000.00		65,825.00		1,096,825.00	264,860.51	69,780.76	25,634.80	103,126.96	463,403.03	258,690.51	70,969.21	31,189.51	102,886.80	483,403.03	633,221.97				178,913.37
Taxes, Duties and Licenses	5021501000	235,000.00		235,000.00	235,000.00				235,000.00	8,608.06	21,841.09	15,765.80	11,870.88	56,086.83	2,429.08	25,352.03	15,765.80	14,839.74	58,086.83	176,913.37				
Taxes, Duties and Licenses	5021502000	796,000.00	65,825.00	861,825.00	796,000.00		65,825.00		861,825.00	256,252.45	47,939.67	9,869.00	91,256.08	407,316.15	256,252.45	55,214.21	15,413.71	87,130.97	425,316.15	456,308.60				
Fidelity Bond Premiums	5021502000	56,000.00	65,825.00	121,825.00	56,000.00		65,825.00		121,825.00	12,125.00	24,000.00	12,750.00	84,875.00	121,825.00	24,000.00	12,750.00	84,875.00	121,825.00	121,825.00					
Fidelity Bond Premiums	5021502000	56,000.00	65,825.00	121,825.00	56,000.00		65,825.00		121,825.00	12,125.00	24,000.00	12,750.00	84,875.00	121,825.00	24,000.00	12,750.00	84,875.00	121,825.00	121,825.00					
Insurance Expenses	5021503000	740,000.00		740,000.00	740,000.00				740,000.00	266,251.45	23,939.67	(2,881.00)	6,381.26	283,691.40	256,251.45	21,617.18	2,670.71	3,152.06	283,691.40	456,308.60				
Insurance Expenses	5021503000	740,000.00		740,000.00	740,000.00				740,000.00	266,251.45	23,939.67	(2,881.00)	6,381.26	283,691.40	256,251.45	21,617.18	2,670.71	3,152.06	283,691.40	456,308.60				
Other Maintenance and Operating Expenses	5022900000	1,287,000.00	37,516.98	1,324,516.98	1,287,000.00		37,516.98		1,324,516.98	413,191.25	326,309.58	294,845.84	181,749.12	1,196,095.59	271,895.29	372,848.73	201,296.57	250,978.06	1,096,818.65					

Particulars	UACS CODE	Appropriation			Allotments				Current Year Obligations					Current Year Disbursements					Balances				
		Authorized Appropriation	Adjustments (Transfer To/From, Reassignment)	Adjusted Appropriations	Allotments Received	Adjustments (Withdrawal, Reassignment)	Transfer To	Transfer From	Adjusted Total Allotments	1st Quarter Ending March 31	2nd Quarter Ending June 30	3rd Quarter Ending Sept. 30	4th Quarter Ending Dec. 31	Total	1st Quarter Ending March 31	2nd Quarter Ending June 30	3rd Quarter Ending Sept. 30	4th Quarter Ending Dec. 31	Total	Unreleased Appropriations	Unobligated Allotment	Unpaid Obligations (15-20) = (23+24)	
1	2	3	4	5(3+4)	6	7	8	9	10(8+(7)+4)	11	12	13	14	15(11+12+13+14)	16	17	18	19	20(16+17+18+19)	21(5-16)	22(4-16-18)	23	24
Other Bonuses and Allowances	5010299000		837,800.00	837,800.00	837,800.00				837,800.00		837,800.00			837,800.00		837,800.00			837,800.00				
Performance Based Bonus - Civilian	5010299014		837,800.00	837,800.00	837,800.00				837,800.00		837,800.00			837,800.00		837,800.00			837,800.00				
Other Personnel Benefits	5010400000		5,875,556.00	5,875,556.00	5,875,556.00				5,875,556.00	596,885.08	2,645,357.00		2,421,211.83	5,863,453.91	596,885.08	2,645,357.00		2,390,678.33	5,632,920.41		212,102.09		30,533.50
Other Personnel Benefits	5010499000		5,875,556.00	5,875,556.00	5,875,556.00				5,875,556.00	596,885.08	2,645,357.00		2,421,211.83	5,863,453.91	596,885.08	2,645,357.00		2,390,678.33	5,632,920.41		212,102.09		30,533.50
Lump-sum for Compensation Adjustment	5010499006		5,331,477.00	5,331,477.00	5,331,477.00				5,331,477.00	596,885.08	2,645,357.00		2,068,234.92	5,331,477.00	596,885.08	2,645,357.00		2,068,234.92	5,331,477.00				
Lump-sum for Filing of Positions - Civilian	5010499007		544,079.00	544,079.00	544,079.00				544,079.00				331,976.91	331,976.91				301,443.41	301,443.41		212,102.09		30,533.50
Pension and Gratuity Fund	01101407		4,839,059.00	4,839,059.00	4,839,059.00				4,839,059.00	805,520.78		160,227.75	3,873,308.25	4,839,056.78	805,520.78			4,033,536.00	4,839,056.78		2.22		
Personnel Services			4,839,059.00	4,839,059.00	4,839,059.00				4,839,059.00	805,520.78		160,227.75	3,873,308.25	4,839,056.78	805,520.78			4,033,536.00	4,839,056.78		2.22		
Other Personnel Benefits	5010400000		4,839,059.00	4,839,059.00	4,839,059.00				4,839,059.00	805,520.78		160,227.75	3,873,308.25	4,839,056.78	805,520.78			4,033,536.00	4,839,056.78		2.22		
Terminal Leave Benefits	5010403000		4,388,831.00	4,388,831.00	4,388,831.00				4,388,831.00	515,520.78			3,873,308.25	4,388,829.03	515,520.78			3,873,308.25	4,388,829.03		1.97		
Terminal Leave Benefits - Civilian	5010403001		4,388,831.00	4,388,831.00	4,388,831.00				4,388,831.00	515,520.78			3,873,308.25	4,388,829.03	515,520.78			3,873,308.25	4,388,829.03		1.97		
Other Personnel Benefits	5010499000		450,228.00	450,228.00	450,228.00				450,228.00	290,000.00		160,227.75		450,227.75	290,000.00			160,227.75	450,227.75		.26		
Other Personnel Benefits	5010499099		450,228.00	450,228.00	450,228.00				450,228.00	290,000.00		160,227.75		450,227.75	290,000.00			160,227.75	450,227.75		.26		
GRAND TOTAL			79,391,000.00	12,715,246.00	92,106,246.00	92,106,246.00			92,106,246.00	14,957,066.98	19,435,563.56	15,880,427.76	26,998,871.46	77,251,929.76	13,727,304.72	16,653,098.16	14,836,973.58	26,277,233.30	73,494,609.76		14,854,316.24		3,757,320.00

Certified Correct:


 Oliveros, Maria Theresa
 Agency Budget Officer


Date: 27/Jan/2017

Certified Correct:


 GINA C. TOMIMBANG
 Accountant III
 Agency Chief Accountant III


Date:

Recommended By:


 Ranilo, Elizabeth
 Director, FMS

Date: 27/Jan/2017

Approved By:


 Roldan, Wilfredo
 Head of Agency or Authorized Representative

Date: 27/Jan/2017

This report was generated using the Unified Reporting System

SUMMARY OF APPROPRIATIONS, ALLOTMENTS, OBLIGATIONS AND BALANCES BY OBJECT OF EXPENDITURES
As of the Quarter Ending December 31, 2016

Department: Other Executive Offices
Agency: Fertilizer and Pesticide Authority
Operating Unit: N/A
Organization Code (UACS): 260370000000
Fund Cluster: 01 - Regular Agency Fund

Authorization: 02 - Continuing Appropriations

Table with columns: Particulars, UACS CODE, Appropriation (Authorized, Adjusted), Allotments (Received, Adjusted), Current Year Obligations (1st-4th Quarter, Total), Current Year Disbursements (1st-4th Quarter, Total), Balances (Unreleased, Unobligated, Unpaid). Rows include categories like Maintenance and Other Operating Expenses, Traveling Expenses, Office Supplies Expenses, etc.

Particulars	UACS CODE	Appropriation			Allotments				Current Year Obligations					Current Year Disbursements				Balances					
		Authorized Appropriation	Adjustments (Transfer To/From, Reassignment)	Adjusted Appropriations	Allotments Received	Adjustments (Withdrawal, Reassignment)	Transfer To	Transfer From	Adjusted Total Allotments	1st Quarter Ending March 31	2nd Quarter Ending June 30	3rd Quarter Ending Sept. 30	4th Quarter Ending Dec. 31	Total	1st Quarter Ending March 31	2nd Quarter Ending June 30	3rd Quarter Ending Sept. 30	4th Quarter Ending Dec. 31	Total	Unreleased Appropriations	Unobligated Allotment	Unpaid Obligations (1-5-30) + (21-24)	Due and Demandable
1	2	3	4	5=(3+4)	6	7	8	9	10=(8+(-17)+-8+8)	11	12	13	14	15=(11+12+13+14)	16	17	18	19	20=(16+17+18+19)	21=(8-10)	22=(10-18)	23	24
GRAND TOTAL																							
Grand Total		6,004,172.02		6,004,172.02	6,004,172.02				6,004,172.02	2,048,304.98	515,422.25	55,624.39	36,891.58	2,655,943.20	1,978,854.98	535,872.20	55,524.39	36,891.58	2,608,943.20		3,348,228.82		49,000.00

Certified Correct:

Oliveros, Maria Theresa

Agency Budget Officer

Date: 30/Jan/2017

Certified Correct:

GINA C. TOMIMBANG
Accountant III

Agency Chief Accountant

Date:

Recommended By:

Ramiro, Elizabeth

Director, FMS

Date: 30/Jan/2017

Approved By:

Roldan, Wilfredo

Head of Agency or Authorized Representative

Date: 30/Jan/2017

This report was generated using the Unified Reporting System

LIST OF ALLOTMENTS AND SUB-ALLOTMENTS
As of the Quarter Ending December 31, 2016


Department: Other Executive Offices
Agency: Fertilizer and Pesticide Authority
Operating Unit: N/A
Organization Code (UACS): 26037000000
Fund Cluster: 01 - Regular Agency Fund

Authorization: 01 - Current Year Appropriations

No.	Allotments / Sub-Allotments		Funding Source		Allotments					Sub-Allotment to Regions/Operating Units					Total Allotments / Net of Sub-allotments				
	Number	Date	Description	UACS Code	PS	MOOE	CO	FINEX	Total	PS	MOOE	CO	FINEX	Total	PS	MOOE	CO	FINEX	Total
	2	3	4	5	6	7	8	9	10= (6+7+8+9)	11	12	13	14	15= (11+12+13+14)	16	17	18	19	20= (16+17+18+19)
A. Allotments Received From DBM																			
1	Republic Act No. 10717	2016-01-01	Specific Budgets of National Government Agencies		38,992,000.00	38,076,000.00	2,323,000.00		79,391,000.00						38,992,000.00	38,076,000.00	2,323,000.00		79,391,000.00
2	SARO-BMB-E-16-0000099	2016-01-14	Pension and Gratuity Fund	01101407	210,184.00				210,184.00						210,184.00				210,184.00
3	SARO-BMB-E-16-0001216	2016-03-02	Miscellaneous Personnel Benefits Fund	01101406	2,633,000.00				2,633,000.00						2,633,000.00				2,633,000.00
4	SARO-BMB-E-16-0001225	2016-03-02	Retirement and Life Insurance Premiums	01104102	290,000.00				290,000.00						290,000.00				290,000.00
5	SARO-BMB-E-16-0002967	2016-03-08	Pension and Gratuity Fund	01101407	595,337.00				595,337.00						595,337.00				595,337.00
6	SARO-BMB-E-16-0014441	2016-05-11	Miscellaneous Personnel Benefits Fund	01101406	837,800.00				837,800.00						837,800.00				837,800.00
7	SARO-BMB-E-16-0014737	2016-05-12	Miscellaneous Personnel Benefits Fund	01101406	2,698,477.00				2,698,477.00						2,698,477.00				2,698,477.00
8	SARO-BMB-E-16-0022968	2016-08-11	Miscellaneous Personnel Benefits Fund	01101406	844,298.00				844,298.00						844,298.00				844,298.00
9	SARO-BMB-E-16-0026395	2016-09-15	Pension and Gratuity Fund	01101407	160,228.00				160,228.00						160,228.00				160,228.00
10	SARO-BMB-E-16-0032148	2016-11-17	Pension and Gratuity Fund	01101407	743,723.00				743,723.00						743,723.00				743,723.00
11	SARO-BMB-E-16-0034140	2016-12-01	Pension and Gratuity Fund	01101407	3,129,587.00				3,129,587.00						3,129,587.00				3,129,587.00
12	SARO-BMB-E-16-0034422	2016-12-06	Miscellaneous Personnel Benefits Fund	01101406	442,681.00				442,681.00						442,681.00				442,681.00
13	SARO-BMB-E-16-0034423	2016-12-06	Retirement and Life Insurance Premiums	01104102	18,842.00				18,842.00						18,842.00				18,842.00
14	SARO-BMB-E-16-0035469	2016-12-16	Miscellaneous Personnel Benefits Fund	01101406	101,398.00				101,398.00						101,398.00				101,398.00
15	SARO-BMB-E-16-0035470	2016-12-16	Retirement and Life Insurance Premiums	01104102	9,691.00				9,691.00						9,691.00				9,691.00
16	SARO-BMB-E-16-0036803	2016-12-20	Specific Budgets of National Government Agencies	01101101	2,054,167.00	(2,054,167.00)									2,054,167.00	(2,054,167.00)			
Sub-total					53,761,413.00	36,021,833.00	2,323,000.00		92,106,246.00						53,761,413.00	36,021,833.00	2,323,000.00		92,106,246.00
B. Sub-allotments received from Central Office/Regional Office																			
Total Allotments					53,761,413.00	36,021,833.00	2,323,000.00		92,106,246.00						53,761,413.00	36,021,833.00	2,323,000.00		92,106,246.00

No.	Allotments / Sub-Allotments		Funding Source		Allotments					Sub-Allotment to Regions/Operating Units					Total Allotments / Net of Sub-allotments				
	Number	Date	Description	UACS Code	PS	MOOE	CO	FINEX	Total	PS	MOOE	CO	FINEX	Total	PS	MOOE	CO	FINEX	Total
1	2	3	4	5	6	7	8	9	10= (6+7+8+9)	11	12	13	14	15= (11+12+13+14)	16	17	18	19	20= (16+17+18+19)
			Summary by Funding Source Code:																
			Miscellaneous Personnel Benefits Fund	01101406	7,557,654.00				7,557,654.00						7,557,654.00				7,557,654.00
			Specific Budgets of National Government Agencies	01101101	2,054,167.00	(2,054,167.00)									2,054,167.00	(2,054,167.00)			
			Pension and Gratuity Fund	01101407	4,839,059.00				4,839,059.00						4,839,059.00				4,839,059.00
			Retirement and Life Insurance Premiums	01104102	318,533.00				318,533.00						318,533.00				318,533.00

Certified Correct:


 Oliveros, Maria Theresa
 Budget Officer
 Date: 19/Jan/2017

This report was generated using the Unified Reporting System

STATEMENT OF APPROPRIATIONS, ALLOTMENTS, OBLIGATIONS, DISBURSEMENTS AND BALANCES
As of the Quarter Ending September 30, 2016

Government Accountancy Office
Office of the Director

FAR No. 1

Department : Office of the President
Agency/OU : FERTILIZER AND PESTICIDE AUTHORITY
Organization Code (UACS) : 26 037 00 00000
Funding Source Code : 01 1 01 101
(as clustered) (e.g. Old Fund Code: 101,102, 151)

RECEIVED
By: *[Signature]*
Date: *NOV 30 2016*

Current Year Appropriations
 Supplemental Appropriations
 Continuing Appropriations

Particulars	UACS CODE	Appropriations			Allotments					Current Year Obligations				Current Year Disbursements				Balances				
		Authorized Appropriation	Adjustments (Transfer To)/From, Realignment	Adjusted Appropriations	Allotments Received	Adjustments (Withdrawal, Realignment)	Transfer To	Transfer From	Adjusted Total Allotments	1st Quarter Ending March 31	2nd Quarter Ending June 30	3rd Quarter Ending Sept. 30	Total	1st Quarter Ending March 31	2nd Quarter Ending June 30	3rd Quarter Ending Sept. 30	Total	Unreleased Appropriations	Unobligated Allotment	Unpaid Obligations (15-20) = (23+24)		
																				Due and Demandable	Not Yet Due and Demandable	
1	2	3	4	5=(3+4)	6	7	8	9	10=[(6+(-7)-8+9)]	11	12	13	15=(11+12+13+14)	16	17	18	20=(16+17+18+19)	21=(5-10)	22=(10-15)	23	24	
I. Agency Specific Budget	01101101																					
General Administration and Support	00000100000000	29,715,800	-	29,715,800	29,715,800	-	-	-	29,715,800	5,158,303	8,024,538	5,538,532	18,721,374	4,012,758	7,568,366	6,057,794	17,638,918	-	10,994,426	1,082,455	-	
General Administration and Supervision	1030010001000000																					
PS		14,962,800	-	14,962,800	14,962,800	-	-	-	14,962,800	2,827,147	4,582,185	4,125,571	11,534,904	2,827,147	4,582,185	4,125,571	11,534,904	-	3,427,896	-	-	
MOOE		13,050,000	-	13,050,000	13,050,000	-	-	-	13,050,000	1,866,688	2,825,456	1,164,841	5,856,985	721,143	2,966,181	1,740,353	5,447,677	-	7,193,015	409,308	-	
Fin Exp. (if applicable)																						
CO		1,703,000	-	1,703,000	1,703,000	-	-	-	1,703,000	464,468	616,697	248,120	1,329,485	464,468	-	191,870	656,338	-	373,515	673,147	-	
Support to Operations	00000200000000																					
Operations	0000030000000000	47,061,000	-	47,061,000	47,061,000	-	-	-	47,061,000	7,444,029	7,815,802	8,801,296	24,061,127	7,359,812	7,489,509	7,757,405	22,806,726	-	22,999,873	1,454,401	-	
Fertilizer and Pesticide Regulation Services	0000030100000000																					
Quality Control and Inspection	1620030101000000																					
PS		15,454,000	-	15,454,000	15,454,000	-	-	-	15,454,000	4,595,706	3,943,834	3,421,451	11,960,990	4,595,706	3,943,834	3,421,451	11,960,990	-	3,493,010	-	-	
MOOE		13,219,000	-	13,219,000	13,219,000	-	-	-	13,219,000	1,336,208	2,311,264	1,959,713	5,607,185	1,268,440	2,036,923	1,468,245	4,773,608	-	7,611,815	833,577	-	
Fin Exp. (if applicable)																						
CO		565,000	-	565,000	565,000	-	-	-	565,000	-	-	303,411	303,411	-	-	-	-	-	261,589	303,411	-	
Registration and Licensing	1620030102000000																					
PS		5,961,000	-	5,961,000	5,961,000	-	-	-	5,961,000	1,137,644	1,031,142	1,050,152	3,218,938	1,137,644	1,031,142	1,050,152	3,218,938	-	2,742,062	-	-	
MOOE		11,807,000	-	11,807,000	11,807,000	-	-	-	11,807,000	374,471	480,762	2,066,669	2,921,803	358,021	428,810	1,817,558	2,804,390	-	8,885,197	317,413	-	
Fin Exp. (if applicable)																						
CO		55,000	-	55,000	55,000	-	-	-	55,000	-	48,800	-	48,800	-	48,800	-	48,800	-	6,200	-	-	
Sub-Total, Agency Specific Budget		76,776,800	-	76,776,800	76,776,800	-	-	-	76,776,800	12,802,333	15,840,340	14,339,828	42,782,501	11,372,570	15,057,875	13,816,199	40,245,644	-	33,994,299	2,536,857	-	
PS		36,377,800	-	36,377,800	36,377,800	-	-	-	36,377,800	8,560,497	9,557,161	8,597,174	26,714,832	8,560,497	9,557,161	8,597,174	26,714,832	-	9,662,968	-	-	
MOOE		38,076,000	-	38,076,000	38,076,000	-	-	-	38,076,000	3,577,368	5,617,482	5,191,123	14,385,973	2,347,605	5,451,914	5,026,156	12,825,674	-	23,690,027	1,560,299	-	
Fin Exp. (if applicable)																						
CO		2,323,000	-	2,323,000	2,323,000	-	-	-	2,323,000	464,468	665,697	551,532	1,681,696	464,468	48,800	191,870	705,138	-	641,304	976,558	-	
II. Automatic Appropriations	01104102																					
RLIP		3,742,000	-	3,742,000	3,742,000	-	-	-	3,742,000	952,329	949,867	935,369	2,837,564	952,329	949,867	935,369	2,837,564	-	904,436	-	-	
Sub-Total, Automatic Appropriations		3,742,000	-	3,742,000	3,742,000	-	-	-	3,742,000	952,329	949,867	935,369	2,837,564	952,329	949,867	935,369	2,837,564	-	904,436	-	-	
PS		3,742,000	-	3,742,000	3,742,000	-	-	-	3,742,000	952,329	949,867	935,369	2,837,564	952,329	949,867	935,369	2,837,564	-	904,436	-	-	
III. Special Purpose Fund																						
MPBF-PS	01101406	6,297,226	-	6,297,226	6,297,226	-	-	-	6,297,226	1,402,406	2,645,357	585,231	4,632,994	1,402,406	2,645,357	425,004	4,472,766	-	1,664,232	160,228	-	
Terminal Leave Benefits	01101407	5,331,477	-	5,331,477	5,331,477	-	-	-	5,331,477	596,885	2,645,357	425,004	3,667,246	596,885	2,645,357	425,004	3,667,246	-	1,664,231	-	-	
Terminal Leave Benefits		965,749	-	965,749	965,749	-	-	-	965,749	805,521	-	160,228	965,749	805,521	-	-	965,749	-	0	160,228	-	
Sub-Total, Special Purpose Fund		6,297,226	-	6,297,226	6,297,226	-	-	-	6,297,226	1,402,406	2,645,357	585,231	4,632,994	1,402,406	2,645,357	425,004	4,472,766	-	1,664,232	160,228	-	
PS		6,297,226	-	6,297,226	6,297,226	-	-	-	6,297,226	1,402,406	2,645,357	585,231	4,632,994	1,402,406	2,645,357	425,004	4,472,766	-	1,664,232	160,228	-	
GRAND TOTAL		86,816,026	-	86,816,026	86,816,026	-	-	-	86,816,026	14,957,067	19,435,564	15,860,429	50,253,059	13,727,304	18,653,099	15,175,572	47,555,975	-	36,562,967	2,697,084	-	
PS		46,417,026	-	46,417,026	46,417,026	-	-	-	46,417,026	13,915,232	13,152,384	10,117,774	34,185,390	10,915,232	13,152,384	9,957,546	34,025,163	-	12,231,636	160,228	-	
MOOE		38,076,000	-	38,076,000	38,076,000	-	-	-	38,076,000	3,577,368	5,617,482	5,191,123	14,385,973	2,347,605	5,451,914	5,026,156	12,825,674	-	23,690,027	1,560,299	-	
Fin Exp. (if applicable)																						
CO		2,323,000	-	2,323,000	2,323,000	-	-	-	2,323,000	464,468	665,697	551,532	1,681,696	464,468	48,800	191,870	705,138	-	641,304	976,558	-	
Recapitulation by MFO:																						
MFO 1		47,061,000	-	47,061,000	47,061,000	-	-	-	47,061,000	7,444,029	7,815,802	8,801,296	24,061,127	7,359,812	7,489,509	7,757,405	22,806,726	-	22,999,873	1,454,401	-	
MFO 2																						

Certified Correct:
[Signature]
MARIA THERESA OLIVEROS
Administrative Officer I

Recommending Approval:
[Signature]
ELIZABETH T. RAMIRO
Chief Administrative Officer

OFFICE OF THE AUDITOR
Fertilizer and Pesticide Authority

Received by:
[Signature]
11/3/16
Date and Time

SUMMARY OF APPROPRIATIONS, ALLOTMENTS, OBLIGATIONS, DISBURSEMENTS AND BALANCES BY OBJECT OF EXPENDITURES
As of the Quarter Ending June 30, 2016

Accountancy Office
Office of the Director

FAR No. 1-A

Department : Office of The President
Agency / OU : FERTILIZER AND PESTICIDE AUTHORITY
Organization Code (UACS) : 26 037 00 0000
Funding Source Code : 1 01 101
(as clustered) (e.g. Old Fund Code: 101,102, 151)

RECEIVED
By: *Benny*
Date: **NOV 05 2016**

	Current Year Appropriations
	Supplemental Appropriations
X	Continuing Appropriations

Particulars	UACS CODE	Appropriations			Allotments			Current Year Obligations				Current Year Disbursements				Balances			
		Authorized Appropriation	Adjustments (Transfer (To)/From, Realignment)	Adjusted Appropriations	Allotments Received	Adjustments (Withdrawal, Realignment)	Adjusted Total Allotments	1st Quarter Ending March 31	2nd Quarter Ending June 30	3rd Quarter Ending Sept. 30	Total	1st Quarter Ending March 31	2nd Quarter Ending June 30	3rd Quarter Ending Sept. 30	Total	Unreleased Appropriations	Unobligated Allotment	Unpaid Obligations (15-20) = (23+24)	
																		Due and Demandable	Not Yet Due and Demandable
1	2	3	4	5=(3+4)	6	7	8=10+(6+(17)-9-8)	11	12	13	15=(11+12+13+14)	16	17	18	20=(16+17+18+19)	21=(5-10)	22=(10-15)	23	24
SUMMARY																			
A. AGENCY SPECIFIC BUDGET		6,004,172.02		6,004,172.02	6,004,172.02		6,004,172.02	2,048,304.98	515,422.25	56,124.39	2,619,851.62	1,978,854.98	535,872.25	56,124.39	2,570,851.62		3,220,844.72	49,000.00	
Personnel Services																			
Maintenance & Other Operating Expenses		6,004,172.02		6,004,172.02	6,004,172.02		6,004,172.02	2,048,304.98	515,422.25	56,124.39	2,619,851.62	1,978,854.98	535,872.25	56,124.39	2,570,851.62		3,220,844.72	49,000.00	
Traveling Expenses	50201000																		
Traveling Expenses - Local	50201010	1,581,851.74		1,581,851.74	1,581,851.74		1,581,851.74	733,594.00	238,194.85	7,100.00	978,888.85	709,094.00	236,194.85	7,100.00	952,388.85		604,982.89	24,500.00	
Training and Scholarship Expenses	50202000																		
Training Expenses	50202010																		
Supplies and Materials Expenses	50203000																		
Office Supplies Expenses	50203010	69,479.29		69,479.29	69,479.29		69,479.29	69,479.29			69,479.29	44,979.29		0.00	44,979.29			24,500.00	
Accountable Forms Expenses	50203020	45,600.25		45,600.25	45,600.25		45,600.25												
Non-Accountable Forms Expenses	50203030																		
Medical, Dental and Laboratory Supplies Expenses	50203080	97,143.30		97,143.30	97,143.30		97,143.30											97,143.30	
Fuel, Oil and Lubricants Expenses	50203090	643,923.57		643,923.57	643,923.57		643,923.57	238,484.31			238,484.31	238,484.31			238,484.31		405,439.26		
Other Supplies and Materials Expenses	50203990																		
Utility Expenses	50204000																		
Water Expenses	50204010	285,937.60		285,937.60	285,937.60		285,937.60	42,929.34		225.00	43,154.34	42,929.34		225.00	43,154.34		242,783.26		
Electricity Expenses	50204020	1,014,498.00		1,014,498.00	1,014,498.00		1,014,498.00	506,515.88	263,190.62	3,223.98	774,930.28	506,515.88	263,190.62	3,223.98	774,930.28		239,567.72		
Communication Expenses	50205000																		
Postage and Courier Services	50205010	166,497.04		166,497.04	166,497.04		166,497.04	19,967.20	8,182.00	9,736.00	37,885.20	19,517.20	8,632.00	9,736.00	37,885.20		128,611.84		
Telephone Expenses - Mobile	50205020 01									600.00	600.00			600.00	600.00				
Telephone Expenses - Landline	50205020 02																		
Internet Subscription Expenses	50205030	189,620.49		189,620.49	189,620.49		189,620.49	40,301.17	3,664.22	29,354.04	73,319.43	40,301.17	3,664.22	29,354.04	73,319.43				
Confidential, Intelligence and Extraordinary Expenses	50210000																		
Extraordinary and Miscellaneous Expenses	50210030	12,630.64		12,630.64	12,630.64		12,630.64	10,456.27			10,456.27	10,456.27			10,456.27				
Professional Services	50211000																		
Legal Services	50211010																		
Auditing Services	50211020																		
Other Professional Services	50211990	518,574.94		518,574.94	518,574.94		518,574.94	31,890.89			31,890.89	31,890.89			31,890.89		486,684.05		
General Services	50212000																		
Janitorial Services	50212020	61,656.82		61,656.82	61,656.82		61,656.82				61,656.82	61,656.82			61,656.82				
Security Services	50212030	210,078.01		210,078.01	210,078.01		210,078.01										210,078.01		
Other General Services	50212990																		
Repairs and Maintenance	50213000																		
Buildings and Other Structures	50213040																		
Machinery and Equipment	50213050	8,060.58		8,060.58	8,060.58		8,060.58				8,060.58				8,060.58		8,060.58		
Transportation Equipment	50213060	534,756.88		534,756.88	534,756.88		534,756.88	121,611.40	3,639.00		125,250.40	121,611.40	3,639.00		125,250.40		409,506.48		
Furniture and Fixtures	50213070																		
Taxes, Insurance Premiums and Other Fees	50215000																		
Taxes, Duties and Licenses	50215010	28,744.14		28,744.14	28,744.14		28,744.14	5,229.68	551.56	445.06	6,226.30	5,229.68	551.56	445.06	6,226.30		22,517.84		
Fidelity Bond Premiums	50215020	5,500.00		5,500.00	5,500.00		5,500.00				3,000.00	3,000.00			3,000.00		2,500.00		
Insurance Expenses	50215030	203,388.29		203,388.29	203,388.29		203,388.29	20,380.21		5,440.31	25,820.52	20,380.21		5,440.31	25,820.52		177,567.77		
Other Maintenance and Operating Expenses	50299000																		
Advertising Expenses	50299010	20,000.00		20,000.00	20,000.00		20,000.00	20,000.00			20,000.00		20,000.00		20,000.00				
Printing and Publication Expenses	50299020	80,720.10		80,720.10	80,720.10		80,720.10										80,720.10		
Representation Expenses	50299030																		
Transportation and Delivery Expenses	50299040	47,498.02		47,498.02	47,498.02		47,498.02										47,498.02		
Rent/Lease Expenses - Building	50299050 01	161,744.72		161,744.72	161,744.72		161,744.72	120,808.72			120,808.72	120,808.72			120,808.72		40,936.00		
Rent/Lease Expenses - Office Equipment	50299050 04																		
Membership Dues and Contributions to Organizations	50299060	16,267.60		16,267.60	16,267.60		16,267.60										16,267.60		
GRAND TOTAL		6,004,172.02		6,004,172.02	6,004,172.02		6,004,172.02	2,048,304.98	515,422.25	56,124.39	2,619,851.62	1,978,854.98	535,872.25	56,124.39	2,570,851.62		3,220,844.72	49,000.00	

Certified Correct:
[Signature]
MARIA THERESA OLIVEROS
Administrative Officer V
Date:

Recommending Approval:
[Signature]
ELIZABETH RAMIRO
Chief Administrative Officer

STATEMENT OF APPROPRIATIONS, ALLOTMENTS, OBLIGATIONS, DISBURSEMENTS AND BALANCES
As of the Quarter Ending September 30, 2016

Government Accountability Office
Office of the Director

FAR No. 1

Department : Office of the President
Agency/OU : FERTILIZER AND PESTICIDE AUTHORITY
Organization Code (UACS) : 26 037 00 00000
Funding Source Code : 01 1 01 101
(as clustered) (e.g. Old Fund Code: 101,102, 151)

RECEIVED
By: *Regu*
Date: *NOV 03 2016*

<input type="checkbox"/>	Current Year Appropriations
<input type="checkbox"/>	Supplemental Appropriations
<input checked="" type="checkbox"/>	Continuing Appropriations

Particulars	UACS CODE	Appropriations			Allotments					Current Year Obligations				Current Year Disbursements				Balances				
		Authorized Appropriation	Adjustments (Transfer (To)/From, Realignment)	Adjusted Appropriations	Allotments Received	Adjustments (Withdrawal, Realignment)	Transfer To	Transfer From	Adjusted Total Allotments	1st Quarter Ending March 31	2nd Quarter Ending June 30	3rd Quarter Ending Sept. 30	Total	1st Quarter Ending March 31	2nd Quarter Ending June 30	3rd Quarter Ending Sept. 30	Total	Unreleased Appropriations	Unobligated Allotment	Unpaid Obligations (15-20) = (23+24)		
																				Due and Demandable	Not Yet Due and Demandable	
1	2	3	4	5=(3+4)	6	7	8	9	10=[(6+(-)7)-8+9]	11	12	13	15=(11+12+13+14)	16	17	18	20=(16+17+18+19)	21=(5-10)	22=(10-15)	23	24	
I. Agency Specific Budget	01101101																					
General Administration and Support	000001000000000	2,663,165	-	2,663,165	2,663,165	-	-	-	2,663,165	1,027,599	328,070	16,071	1,371,740	996,579	359,090	16,071	1,371,740	-	1,291,425	-	-	-
General Administration and Supervision	103001000100000																					
PS		2,663,165	-	2,663,165	2,663,165	-	-	-	2,663,165	1,027,599	328,070	16,071	1,371,740	996,579	359,090	16,071	1,371,740	-	1,291,425	-	-	-
MOOE																						
Fin Exp.(if applicable)																						
CO																						
Support to Operations	000002000000000																					
Operations	000003000000000	3,341,007	-	3,341,007	3,341,007	-	-	-	3,341,007	1,020,706	187,352	40,053	1,248,112	982,276	176,782	40,053	1,198,112	-	2,092,895	49,000	-	
Fertilizer and Pesticide Regulation Services	000003010000000																					
Quality Control and Inspection	162003010100000																					
PS		469,438	-	469,438	469,438	-	-	-	469,438	75,843	1,999	32,250	110,092	75,393	2,449	32,250	110,092	-	359,347	-	-	-
MOOE																						
Fin Exp.(if applicable)																						
CO																						
Registration and Licensing	162003010200000																					
PS		2,871,569	-	2,871,569	2,871,569	-	-	-	2,871,569	944,864	185,353	7,803	1,138,020	906,884	174,333	7,803	1,088,020	-	1,733,549	49,000	-	
MOOE																						
Fin Exp.(if applicable)																						
CO																						
Sub-Total, Agency Specific Budget		6,004,172	-	6,004,172	6,004,172	-	-	-	6,004,172	2,048,305	515,422	56,124	2,619,852	1,978,855	535,872	56,124	2,570,852	-	3,384,320	49,000	-	
PS		6,004,172	-	6,004,172	6,004,172	-	-	-	6,004,172	2,048,305	515,422	56,124	2,619,852	1,978,855	535,872	56,124	2,570,852	-	3,384,320	49,000	-	
MOOE																						
Fin Exp.(if applicable)																						
CO																						
II. Automatic Appropriations	01104102																					
Sub-Total, Automatic Appropriations																						
III. Special Purpose Fund																						
Sub-Total, Special Purpose Fund																						
GRAND TOTAL		6,004,172	-	6,004,172	6,004,172	-	-	-	6,004,172	2,048,305	515,422	56,124	2,619,852	1,978,855	535,872	56,124	2,570,852	-	3,384,320	49,000	-	
PS		6,004,172	-	6,004,172	6,004,172	-	-	-	6,004,172	2,048,305	515,422	56,124	2,619,852	1,978,855	535,872	56,124	2,570,852	-	3,384,320	49,000	-	
MOOE																						
Fin Exp.(if applicable)																						
CO																						
Recapitulation by MFO:																						
MFO 1		3,341,007	-	3,341,007	3,341,007	-	-	-	3,341,007	1,020,706	187,352	40,053	1,248,112	982,276	176,782	40,053	1,198,112	-	2,092,895	49,000	-	
MFO 2																						
Certified Correct:																						
MARIA THERESA OLIVEROS																						
Administrative Officer																						
Recommending Approval:																						
ELIZABETH T. RAMIRO																						
Chief Administrative Officer																						

SUMMARY OF APPROPRIATIONS, ALLOTMENTS, OBLIGATIONS, DISBURSEMENTS AND BALANCES BY OBJECT OF EXPENDITURES
As of the Quarter Ending September 30, 2016

Government Accountability Office
Office of the Director

FAR No. 1-A

Department: Office of The President
Agency / OU: FERTILIZER AND PESTICIDE AUTHORITY
Organization Code (IACS): 26 037 00 0000
Funding Source Code: 1 01 101
(as clustered) (e.g. Old Fund Code: 101,102, 151)

RECEIVED
By: *Benz*
Date: NOV 03 2016

x	Current Year Appropriations
	Supplemental Appropriations
	Continuing Appropriations

Particulars	UACS CODE	Appropriations			Allotments			Current Year Obligations				Current Year Disbursements				Balances			
		Authorized Appropriation	Adjustments (Transfer To/From, Realignment)	Adjusted Appropriations	Allotments Received	Adjustments (Withdrawal, Realignment)	Adjusted Total Allotments	1st Quarter Ending March 31	2nd Quarter Ending June 30	3rd Quarter Ending Sept. 30	Total	1st Quarter Ending March 31	2nd Quarter Ending June 30	3rd Quarter Ending Sept. 30	Total	Unreleased Appropriations	Unobligated Allotment	Unpaid Obligations (16-20) = (23+24)	
																		Due and Demandable	Not Yet Due and Demandable
1	2	3	4	5=(3+4)	6	7	8=10-(6+7)-8=2	11	12	13	15=(11+12+13+14)	16	17	18	20=(16+17+18+19)	21=(5-10)	22=(10-15)	23	24
SUMMARY																			
A. AGENCY SPECIFIC BUDGET		76,776,800.00	-	76,776,800.00	76,776,800.00	-	76,776,800.00	12,602,332.61	15,840,339.99	14,339,828.28	42,782,500.88	11,372,570.35	15,057,874.59	13,815,199.47	40,245,644.41	-	33,994,299.12	2,536,856.47	-
Personnel Services		36,377,800.00	-	36,377,800.00	36,377,800.00	-	36,377,800.00	8,560,497.43	9,557,160.83	8,597,173.57	26,714,831.83	8,560,497.43	9,557,160.83	8,597,173.57	26,714,831.83	-	9,662,968.17	-	-
Salaries and Wages		28,760,000.00	-	28,760,000.00	28,760,000.00	-	28,760,000.00	7,335,716.75	7,912,121.06	7,801,397.91	23,049,235.72	7,335,716.75	7,912,121.06	7,801,397.91	23,049,235.72	-	5,710,764.28	-	-
Other Compensation		7,617,800.00	-	7,617,800.00	7,617,800.00	-	7,617,800.00	1,224,615.06	1,645,218.77	615,429.66	1,479,536.35	1,645,218.77	1,645,218.77	1,645,218.77	1,479,536.35	-	488,363.65	-	-
Personal Economic Relief Allowance (PERA)	50102010	1,968,000.00	-	1,968,000.00	1,968,000.00	-	1,968,000.00	497,818.18	495,727.27	486,090.90	1,479,536.35	497,818.18	495,727.27	486,090.90	1,479,536.35	-	488,363.65	-	-
Representation Allowance (RA)	50102020	288,000.00	-	288,000.00	288,000.00	-	288,000.00	102,000.00	102,000.00	102,000.00	306,000.00	102,000.00	102,000.00	102,000.00	306,000.00	-	18,000.00	-	-
Transportation Allowance (TA)	50102030	288,000.00	-	288,000.00	288,000.00	-	288,000.00	75,000.00	75,000.00	75,000.00	225,000.00	75,000.00	75,000.00	75,000.00	225,000.00	-	63,000.00	-	-
Clothing/Uniform Allowance	50102040	410,000.00	-	410,000.00	410,000.00	-	410,000.00	415,000.00	-	-	415,000.00	415,000.00	-	-	415,000.00	-	(5,000.00)	-	-
Productivity Incentive Allowance	50102080	-	-	-	-	-	-	-	-	-	-	-	-	-	-	-	-	-	-
Year End Bonus	50102140	2,396,000.00	-	2,396,000.00	2,396,000.00	-	2,396,000.00	-	-	-	-	-	-	-	-	-	-	-	-
Cash Gift	50102150	410,000.00	-	410,000.00	410,000.00	-	410,000.00	-	-	-	-	-	-	-	-	-	-	-	-
Collective Negotiation Agreement - Civilian	50102990 11	-	-	-	-	-	-	-	-	-	-	-	-	-	-	-	-	-	-
Productivity Enhancement Incentive - Civilian	50102990 12	410,000.00	-	410,000.00	410,000.00	-	410,000.00	-	-	-	-	-	-	-	-	-	-	-	-
Personnel Benefit Contributions		97,000.00	-	97,000.00	97,000.00	-	97,000.00	24,900.00	24,900.00	24,400.00	74,100.00	24,900.00	24,900.00	24,400.00	74,100.00	-	22,900.00	-	-
Pay-IBG Contributions	50103020	97,000.00	-	97,000.00	97,000.00	-	97,000.00	24,900.00	24,900.00	24,400.00	74,100.00	24,900.00	24,900.00	24,400.00	74,100.00	-	22,900.00	-	-
PhilHealth Contributions	50103030	284,000.00	-	284,000.00	284,000.00	-	284,000.00	85,162.50	84,912.50	83,750.00	253,825.00	85,162.50	84,912.50	83,750.00	253,825.00	-	30,175.00	-	-
Employees Compensation Insurance Premiums (ECP)	50103040	97,000.00	-	97,000.00	97,000.00	-	97,000.00	24,900.00	24,900.00	24,400.00	74,100.00	24,900.00	24,900.00	24,400.00	74,100.00	-	22,900.00	-	-
Other Personnel Benefits		72,000.00	-	72,000.00	72,000.00	-	72,000.00	-	-	134.76	134.76	-	-	134.76	-	-	71,865.24	-	-
Lump-sum for Step Increments - Length of Service	50104990	72,000.00	-	72,000.00	72,000.00	-	72,000.00	-	-	134.76	134.76	-	-	134.76	-	-	71,865.24	-	-
Lump-sum for Step Increments - Meritous Performance	50104990	697,800.00	-	697,800.00	697,800.00	-	697,800.00	-	837,800.00	-	837,800.00	-	-	837,800.00	-	-	60,900.00	-	-
Maintenance & Other Operating Expenses		38,076,000.00	-	38,076,000.00	38,076,000.00	-	38,076,000.00	3,577,367.67	5,617,482.36	5,191,123.06	14,385,973.09	2,347,605.41	5,451,913.76	5,026,165.50	12,825,674.67	-	23,690,026.91	1,560,298.42	-
Traveling Expenses		6,750,000.00	-	6,750,000.00	6,750,000.00	-	6,750,000.00	204,691.00	1,105,796.54	1,124,785.63	2,435,273.17	195,888.00	998,823.30	1,119,284.11	2,313,995.41	-	4,314,726.83	121,277.76	-
Traveling Expenses - Local	50201010	6,750,000.00	-	6,750,000.00	6,750,000.00	-	6,750,000.00	204,691.00	1,105,796.54	1,124,785.63	2,435,273.17	195,888.00	998,823.30	1,119,284.11	2,313,995.41	-	4,314,726.83	121,277.76	-
Training and Scholarship Expenses		3,413,000.00	-	3,413,000.00	3,413,000.00	-	3,413,000.00	244,675.00	229,201.50	198,288.00	672,164.50	244,675.00	229,201.50	59,786.00	533,664.50	-	2,740,835.50	138,500.00	-
Training Expenses	50202010	3,413,000.00	-	3,413,000.00	3,413,000.00	-	3,413,000.00	244,675.00	229,201.50	198,288.00	672,164.50	244,675.00	229,201.50	59,786.00	533,664.50	-	2,740,835.50	138,500.00	-
Supplies and Materials Expenses		1,570,000.00	-	1,570,000.00	1,570,000.00	-	1,570,000.00	222,291.95	346,828.75	285,528.30	853,648.00	216,311.95	190,108.85	227,262.20	833,683.00	-	716,351.00	219,966.00	-
Office Supplies Expenses	50203010	1,570,000.00	-	1,570,000.00	1,570,000.00	-	1,570,000.00	222,291.95	346,828.75	285,528.30	853,648.00	216,311.95	190,108.85	227,262.20	833,683.00	-	716,351.00	219,966.00	-
Accountable Forms Expenses	50203020	57,000.00	-	57,000.00	57,000.00	-	57,000.00	10,000.00	-	-	10,000.00	10,000.00	-	-	10,000.00	-	47,000.00	-	-
Non-Accountable Forms Expenses	50203030	100,000.00	-	100,000.00	100,000.00	-	100,000.00	-	16,500.00	-	16,500.00	-	-	16,500.00	16,500.00	-	83,500.00	-	-
Medical, Dental and Laboratory Supplies Expenses	50203080	1,000,000.00	-	1,000,000.00	1,000,000.00	-	1,000,000.00	-	27,950.00	246,135.00	274,085.00	-	-	77,950.00	16,500.00	-	725,915.00	196,135.00	-
Fuel, Oil and Lubricants Expenses	50203090	3,409,000.00	-	3,409,000.00	3,409,000.00	-	3,409,000.00	397,387.10	385,174.91	385,174.91	782,581.11	397,387.10	385,174.91	782,581.11	2,626,438.89	-	34,578.24	-	-
Other Supplies and Materials Expenses	50203990	153,000.00	-	153,000.00	153,000.00	-	153,000.00	56,834.00	32,266.00	29,321.76	118,421.76	56,354.00	32,746.00	29,321.76	118,421.76	-	34,578.24	-	-
Utility Expenses		554,000.00	-	554,000.00	554,000.00	-	554,000.00	28,000.00	77,184.88	80,156.83	185,321.91	4,340.00	81,756.98	85,141.13	171,238.11	-	368,678.09	14,083.80	-
Water Expenses	50204010	554,000.00	-	554,000.00	554,000.00	-	554,000.00	28,000.00	77,184.88	80,156.83	185,321.91	4,340.00	81,756.98	85,141.13	171,238.11	-	368,678.09	14,083.80	-
Electricity Expenses	50204020	4,468,000.00	-	4,468,000.00	4,468,000.00	-	4,468,000.00	3,077.60	931,067.31	565,899.09	1,499,834.00	3,077.60	929,704.14	565,153.35	1,497,935.09	-	2,988,166.00	1,898.91	-
Communication Expenses		546,000.00	-	546,000.00	546,000.00	-	546,000.00	3,200.00	82,615.73	86,787.01	172,582.74	3,200.00	80,935.73	54,030.05	138,165.78	-	373,417.26	34,416.96	-
Postage and Courier Services	50205010	546,000.00	-	546,000.00	546,000.00	-	546,000.00	3,200.00	82,615.73	86,787.01	172,582.74	3,200.00	80,935.73	54,030.05	138,165.78	-	373,417.26	34,416.96	-
Telephone Expenses - Mobile	50205020 01	724,000.00	-	724,000.00	724,000.00	-	724,000.00	102,700.00	67,276.25	108,805.98	278,782.21	102,700.00	85,316.56	109,065.65	445,217.79	-	1,700.00	-	-
Telephone Expenses - Landline	50205020 02	444,000.00	-	444,000.00	444,000.00	-	444,000.00	67,106.84	125,937.11	73,055.76	266,079.71	67,106.84	110,016.06	49,319.52	226,442.42	-	177,920.29	39,637.29	-
Internet Subscription Expenses	50205030	443,000.00	-	443,000.00	443,000.00	-	443,000.00	-	78,090.00	50,492.00	128,582.00	-	-	71,154.31	40,822.00	-	314,418.00	16,805.69	-
Confidential, Intelligence and Extraordinary Expenses		110,000.00	-	110,000.00	110,000.00	-	110,000.00	13,348.00	-	-	13,348.00	13,348.00	-	-	13,348.00	-	96,652.00	-	-
Extraordinary and Miscellaneous Expenses	50210000	110,000.00	-	110,000.00	110,000.00	-	110,000.00	13,348.00	-	-	13,348.00	13,348.00	-	-	13,348.00	-	96,652.00	-	-
Professional Services		380,000.00	-	380,000.00	380,000.00	-	380,000.00	-	180,000.00	-	180,000.00	-	-	180,000.00	-	-	180,000.00	-	-
Legal Services	50211010	380,000.00	-	380,000.00	380,000.00	-	380,000.00	-	180,000.00	-	180,000.00	-	-	180,000.00	-	-	180,000.00	-	-
Auditing Services	50211020	143,000.00	-	143,000.00	143,000.00	-	143,000.00												

SUMMARY OF APPROPRIATIONS, ALLOTMENTS, OBLIGATIONS, DISBURSEMENTS AND BALANCES BY OBJECT OF EXPENDITURES
As of the Quarter Ending September 30, 2016

Government Accountability Office
Office of the Director

FAK NO. 1-A

Department: Office of the President
Agency / OU: FERTILIZER AND PESTICIDE AUTHORITY
Organization Code (UACS): 26 037 00 00000
Funding Source Code: 1 01 101
(as clustered): (e.g. Old Fund Code: 101, 102, 151)

RECEIVED
By: *Benji*
Date: NOV 03 2016

x	Current Year Appropriations
	Supplemental Appropriations
	Continuing Appropriations

Particulars	UACS CODE	Appropriations			Allotments			Current Year Obligations				Current Year Disbursements				Balances			
		Authorized Appropriation	Adjustments (Transfer (To)/From, Realignment)	Adjusted Appropriations	Allotments Received	Adjustments (Withdrawal, Realignment)	Adjusted Total Allotments	1st Quarter Ending March 31	2nd Quarter Ending June 30	3rd Quarter Ending Sept. 30	Total	1st Quarter Ending March 31	2nd Quarter Ending June 30	3rd Quarter Ending Sept. 30	Total	Unreleased Appropriations	Unobligated Allotment	Unpaid Obligations (15-20) + (23+24)	
																		Due and Demandable	Not Yet Due and Demandable
1	2	3	4	5=(3+4)	6	7	10=(6+(-7)+8+9)	11	12	13	15=(11+12+13+14)	16	17	18	20=(16+17+18+19)	21=(5-10)	22=(10-15)	23	24
Financial Expenses																			
Capital Outlays		2,323,000.00		2,323,000.00	2,323,000.00		2,323,000.00	464,467.51	665,696.80	551,531.65	1,681,695.96	464,467.51	48,800.00	191,870.40	705,137.91		641,304.04	976,558.05	
Property, Plant and Equipment Outlay	50604050																		
Office Equipment	50604050 02	460,000.00		460,000.00	460,000.00		460,000.00	-	48,800.00	279,568.75	328,368.75	-	48,800.00	-	48,800.00	-	131,631.25	279,568.75	-
Information and Communication Technology Equipment	50604050 03	975,000.00		975,000.00	975,000.00		975,000.00	-	616,896.80	56,250.00	673,146.80	-	-	-	-	-	301,853.20	673,146.80	-
Technical and Scientific Equipment	50604050 14	195,000.00		195,000.00	195,000.00		195,000.00	-	-	23,842.50	23,842.50	-	-	-	-	-	171,157.50	23,842.50	-
Intangible Assets Outlay	50606020																		
Computer Software	50606020 00	693,000.00		693,000.00	693,000.00		693,000.00	464,467.51	-	191,870.40	656,337.91	464,467.51	-	191,870.40	656,337.91	-	36,662.09	-	-
B. AUTOMATIC APPROPRIATIONS		3,742,000.00		3,742,000.00	3,742,000.00		3,742,000.00	952,328.51	949,866.57	935,369.19	2,837,564.27	952,328.51	949,866.57	935,369.19	2,837,564.27		904,435.73		
Retirement and Life Insurance Premium																			
Retirement and Life Insurance Premiums	50103010	3,742,000.00		3,742,000.00	3,742,000.00		3,742,000.00	952,328.51	949,866.57	935,369.19	2,837,564.27	952,328.51	949,866.57	935,369.19	2,837,564.27	-	904,435.73	-	-
C. SPECIAL PURPOSE FUNDS		7,141,524.00		7,141,524.00	7,141,524.00		7,141,524.00	1,402,405.96	2,645,357.00	585,231.29	4,632,994.15	1,402,405.86	2,645,357.00	425,003.54	4,472,766.40		2,508,529.85	160,227.75	
Miscellaneous Personnel Benefits Fund																			
Lump-sum for Compensation Adjustment	50104990 06	6,175,775.00		6,175,775.00	6,175,775.00		6,175,775.00	596,885.08	2,645,357.00	425,003.54	3,667,245.62	596,885.08	2,645,357.00	425,003.54	3,667,245.62	-	2,508,529.38	-	-
Pension and Gratuity Fund																			
Terminal Leave Benefits																			
Terminal Leave Benefits	50104030	965,749.00		965,749.00	965,749.00		965,749.00	805,520.78	-	160,227.75	965,748.53	805,520.78	-	-	805,520.78	-	0.47	160,227.75	-
GRAND TOTAL		87,660,324.00		87,660,324.00	87,660,324.00		87,660,324.00	14,957,066.98	19,435,563.56	15,960,428.76	50,253,059.30	13,727,304.72	18,653,098.16	15,175,572.20	47,555,975.08		37,407,264.70	2,697,084.22	

Certified Correct:
[Signature]
MARIA THERESA CHIVEROS
Administrative Officer V
Date:

Recommending Approval:
[Signature]
ELIZABETH T. RAMIRO
Chief Administrative Officer

LIST OF ALLOTMENTS AND SUB-ALLOTMENTS
As of the Quarter Ending September 30, 2016

Department: Other Executive Offices
Agency: Fertilizer and Pesticide Authority
Operating Unit: N/A
Organization Code (UACS): 260370000000
Fund Cluster: 01 - Regular Agency Fund


Authorization: 01 - Current Year Appropriations

No.	Allotments / Sub-Allotments		Funding Source		Allotments					Sub-Allotment to Regions/Operating Units					Total Allotments / Net of Sub-allotments				
	Number	Date	Description	UACS Code	PS	MOOE	CO	FINEX	Total	PS	MOOE	CO	FINEX	Total	PS	MOOE	CO	FINEX	Total
1	2	3	4	5	6	7	8	9	10=(6+7+8+9)	11	12	13	14	15=(11+12+13+14)	16	17	18	19	20=(16+17+18+19)
A. Allotments Received From DBM																			
1	Republic Act No. 10717	2016-01-01	Specific Budgets of National Government Agencies		38,992,000.00	38,076,000.00	2,323,000.00		79,391,000.00						38,992,000.00	38,076,000.00	2,323,000.00		79,391,000.00
2	SARO-BMB-E-16-000099	2016-01-14	Pension and Gratuity Fund	01101407	210,184.00				210,184.00						210,184.00				210,184.00
3	SARO-BMB-E-16-0001216	2016-03-02	Miscellaneous Personnel Benefits Fund	01101406	2,633,000.00				2,633,000.00						2,633,000.00				2,633,000.00
4	SARO-BMB-E-16-0001225	2016-03-02	Retirement and Life Insurance Premiums	01104102	290,000.00				290,000.00						290,000.00				290,000.00
5	SARO-BMB-E-16-0002967	2016-03-08	Pension and Gratuity Fund	01101407	595,337.00				595,337.00						595,337.00				595,337.00
6	SARO-BMB-E-16-0014441	2016-05-11	Miscellaneous Personnel Benefits Fund	01101406	837,800.00				837,800.00						837,800.00				837,800.00
7	SARO-BMB-E-16-0014737	2016-05-12	Miscellaneous Personnel Benefits Fund	01101406	2,698,477.00				2,698,477.00						2,698,477.00				2,698,477.00
8	SARO-BMB-E-16-0022968	2016-08-11	Miscellaneous Personnel Benefits Fund	01101406	844,298.00				844,298.00						844,298.00				844,298.00
9	SARO-BMB-E-16-0026395	2016-09-15	Pension and Gratuity Fund	01101407	160,228.00				160,228.00						160,228.00				160,228.00
Sub-total					47,261,324.00	38,076,000.00	2,323,000.00		87,660,324.00						47,261,324.00	38,076,000.00	2,323,000.00		87,660,324.00
B. Sub-allotments received from Central Office/Regional Office																			
Total Allotments					47,261,324.00	38,076,000.00	2,323,000.00		87,660,324.00						47,261,324.00	38,076,000.00	2,323,000.00		87,660,324.00
Summary by Funding Source Code:																			
			Miscellaneous Personnel Benefits Fund	01101406	7,013,575.00				7,013,575.00						7,013,575.00				7,013,575.00
			Pension and Gratuity Fund	01101407	965,749.00				965,749.00						965,749.00				965,749.00
			Retirement and Life Insurance																

FAR No. 1

No.	Allotments / Sub-Allotments		Funding Source		Allotments					Sub-Allotment to Regions/Operating Units					Total Allotments / Net of Sub-allotments				
	Number	Date	Description	UACS Code	PS	MOOE	CO	FINEX	Total	PS	MOOE	CO	FINEX	Total	PS	MOOE	CO	FINEX	Total
1	2	3	4	5	6	7	8	9	10=(6+7+8+9)	11	12	13	14	15=(11+12+13+14)	16	17	18	19	20=(16+17+18+19)
			Premiums	01104102	290,000.00				290,000.00						290,000.00				290,000.00

Certified Correct:


 Oliveros, Maria Theresa
 Budget Officer
 Date: 04/Oct/2016

STATEMENT OF APPROPRIATIONS, ALLOTMENTS, OBLIGATIONS, DISBURSEMENTS AND BALANCES
As of the Quarter Ending June 30, 2016

FAR No. 1

Department : Office of the President
Agency/OU : FERTILIZER AND PESTICIDE AUTHORITY
Organization Code (UACS) : 26 037 00 00000
Funding Source Code : 01 1 01 101
(as clustered) (e.g. Old Fund Code: 101,102, 151)

x	Current Year Appropriations
	Supplemental Appropriations
	Continuing Appropriations

Particulars	UACS CODE	Appropriations			Allotments					Current Year Obligations			Current Year Disbursements			Balances			
		Authorized Appropriation	Adjustments (Transfer (To)/From, Realignment)	Adjusted Appropriations	Allotments Received	Adjustments (Withdrawal, Realignment)	Transfer To	Transfer From	Adjusted Total Allotments	1st Quarter Ending March 31	2nd Quarter Ending June 30	Total	1st Quarter Ending March 31	2nd Quarter Ending June 30	Total	Unreleased Appropriations	Unobligated Allotment	Unpaid Obligations (15-20) = (23+24)	
1	2	3	4	5=(3+4)	6	7	8	9	10=[(6+(-)7)-8+9]	11	12	15=(11+12+13+14)	16	17	20=(16+17+18+19)	21=(5-10)	22=(10-15)	23	24
I. Agency Specific Budget	01101101																		
General Administration and Support	000001000000000	29,715,800	-	29,715,800	29,715,800	-	-	-	29,715,800	5,158,303	8,024,538	13,182,841	4,012,758	7,568,366	11,581,124	-	16,532,959	1,601,717	-
General Administration and Supervision	103001000100000																		
PS		14,962,800		14,962,800	14,962,800				14,962,800	2,827,147	4,582,185	7,409,333	2,827,147	4,582,185	7,409,333	-	7,553,467	-	-
MOOE		13,050,000		13,050,000	13,050,000				13,050,000	1,866,688	2,825,456	4,692,144	721,143	2,986,181	3,707,324	-	8,357,856	984,820	-
Fin Exp.(if applicable)																			
CO		1,703,000		1,703,000	1,703,000				1,703,000	464,468	616,897	1,081,364	464,468	-	464,468	-	621,636	616,897	-
Support to Operations	000002000000000																		
Operations	000003000000000	47,061,000	-	47,061,000	47,061,000	-	-	-	47,061,000	7,444,029	7,815,802	15,259,831	7,359,812	7,489,509	14,849,320	-	31,801,169	410,511	-
Fertilizer and Pesticide Regulation Services	000003010000000																		
Quality Control and Inspection	162003010100000																		
PS		15,454,000		15,454,000	15,454,000				15,454,000	4,595,706	3,943,834	8,539,540	4,595,706	3,943,834	8,539,540	-	6,914,461	-	-
MOOE		13,219,000		13,219,000	13,219,000				13,219,000	1,336,208	2,311,264	3,647,472	1,268,440	2,036,923	3,305,364	-	9,571,528	342,109	-
Fin Exp.(if applicable)																			
CO		565,000		565,000	565,000				565,000	-	-	-	-	-	-	-	565,000	-	-
Registration and Licensing	162003010200000																		
PS		5,961,000		5,961,000	5,961,000				5,961,000	1,137,644	1,031,142	2,168,786	1,137,644	1,031,142	2,168,786	-	3,792,214	-	-
MOOE		11,807,000		11,807,000	11,807,000				11,807,000	374,471	480,762	855,233	358,021	428,810	786,831	-	10,951,767	68,402	-
Fin Exp.(if applicable)																			
CO		55,000		55,000	55,000				55,000	-	48,800	48,800	-	48,800	48,800	-	6,200	-	-
Sub-Total, Agency Specific Budget		76,776,800	-	76,776,800	76,776,800	-	-	-	76,776,800	12,602,333	15,840,340	28,442,673	11,372,570	15,057,875	26,430,445	-	48,334,127	2,012,228	-
PS		36,377,800	-	36,377,800	36,377,800	-	-	-	36,377,800	8,560,497	9,557,161	18,117,658	8,560,497	9,557,161	18,117,658	-	18,260,142	-	-
MOOE		38,076,000	-	38,076,000	38,076,000	-	-	-	38,076,000	3,577,368	5,617,482	9,194,850	2,347,605	5,451,914	7,799,519	-	28,881,150	1,395,331	-
Fin Exp.(if applicable)		-	-	-	-	-	-	-	-	-	-	-	-	-	-	-	-	-	-
CO		2,323,000	-	2,323,000	2,323,000	-	-	-	2,323,000	464,468	665,697	1,130,164	464,468	48,800	513,268	-	1,192,836	616,897	-
II. Automatic Appropriations	01104102	3,742,000	-	3,742,000	3,742,000	-	-	-	3,742,000	952,329	949,867	1,902,195	952,329	949,867	1,902,195	-	1,839,805	-	-
RLIP		3,742,000	-	3,742,000	3,742,000	-	-	-	3,742,000	952,329	949,867	1,902,195	952,329	949,867	1,902,195	-	1,839,805	-	-
Sub-Total, Automatic Appropriations		3,742,000	-	3,742,000	3,742,000	-	-	-	3,742,000	952,329	949,867	1,902,195	952,329	949,867	1,902,195	-	1,839,805	-	-
PS		3,742,000	-	3,742,000	3,742,000	-	-	-	3,742,000	952,329	949,867	1,902,195	952,329	949,867	1,902,195	-	1,839,805	-	-
III. Special Purpose Fund		6,136,998	-	6,136,998	6,136,998	-	-	-	6,136,998	1,402,406	2,645,357	4,047,763	1,402,406	2,645,357	4,047,763	-	2,089,235	-	-
MPBF-PS	01101406	5,331,477	-	5,331,477	5,331,477	-	-	-	5,331,477	596,885	2,645,357	3,242,242	596,885	2,645,357	3,242,242	-	2,089,235	-	-
Terminal Leave Benefits	01101407	805,521	-	805,521	805,521	-	-	-	805,521	805,521	-	805,521	805,521	-	805,521	-	0	-	-
Sub-Total, Special Purpose Fund		6,136,998	-	6,136,998	6,136,998	-	-	-	6,136,998	1,402,406	2,645,357	4,047,763	1,402,406	2,645,357	4,047,763	-	2,089,235	-	-
PS		6,136,998	-	6,136,998	6,136,998	-	-	-	6,136,998	1,402,406	2,645,357	4,047,763	1,402,406	2,645,357	4,047,763	-	2,089,235	-	-
GRAND TOTAL		86,655,798	-	86,655,798	86,655,798	-	-	-	86,655,798	14,957,067	19,435,564	34,392,631	13,727,304	18,653,098	32,380,403	-	52,263,167	2,012,228	-
PS		46,256,798	-	46,256,798	46,256,798	-	-	-	46,256,798	10,915,232	13,152,384	24,067,616	10,915,232	13,152,384	24,067,616	-	22,189,182	-	-
MOOE		38,076,000	-	38,076,000	38,076,000	-	-	-	38,076,000	3,577,368	5,617,482	9,194,850	2,347,605	5,451,914	7,799,519	-	28,881,150	1,395,331	-
Fin Exp.(if applicable)		-	-	-	-	-	-	-	-	-	-	-	-	-	-	-	-	-	-
CO		2,323,000	-	2,323,000	2,323,000	-	-	-	2,323,000	464,468	665,697	1,130,164	464,468	48,800	513,268	-	1,192,836	616,897	-
Recapitulation by MFO:																			
MFO 1		47,061,000	-	47,061,000	47,061,000	-	-	-	47,061,000	7,444,029	7,815,802	15,259,831	7,359,812	7,489,509	14,849,320	-	31,801,169	410,511	-
MFO 2																			

Certified Correct:
MARIA TERESA D OLIVEROS

Certified Correct:
GINA C TOMIMBANG

Recommending Approval:
ELIZABETH T. RAMIRO

Approved By:
DRILITO R. GICANA CESO III

SUMMARY OF APPROPRIATIONS, ALLOTMENTS, OBLIGATIONS, DISBURSEMENTS AND BALANCES BY OBJECT OF EXPENDITURES
As of the Quarter Ending June 30, 2016

Department : Office of The President
Agency / OU : FERTILIZER AND PESTICIDE AUTHORITY
Organization Code (UACS) : 26 037 00 00000
Funding Source Code : 1 01 101
(as clustered) (e.g. Old Fund Code: 101,102, 151)

x	Current Year Appropriations
	Supplemental Appropriations
	Continuing Appropriations

Particulars	UACS CODE	Appropriations			Allotments			Current Year Obligations			Current Year Disbursements			Balances			
		Authorized Appropriation	Adjustments (To)/From, Realignment)	Adjusted Appropriations	Allotments Received	Adjustments (Withdrawal, Realignment)	Adjusted Total Allotments	1st Quarter Ending March 31	2nd Quarter Ending June 30	Total	1st Quarter Ending March 31	2nd Quarter Ending June 30	Total	Unreleased Appropriations	Unobligated Allotment	Unpaid Obligations (15-20) = (23+24)	
																Due and Demandable	Not Yet Due and Demandable
1	2	3	4	5=(3+4)	6	7	10=[(6+(-)7)-8+9]	11	12	15=(11+12+13+14)	16	17	20=(16+17+18+19)	21=(5-10)	22=(10-15)	23	24
SUMMARY																	
A. AGENCY SPECIFIC BUDGET		76,776,800.00	-	76,776,800.00	76,776,800.00	-	76,776,800.00	12,602,332.61	15,840,339.99	28,442,672.60	11,372,570.35	15,057,874.59	26,430,444.94	-	48,334,127.40	2,012,227.66	-
Personnel Services		36,377,800.00	-	36,377,800.00	36,377,800.00	-	36,377,800.00	8,560,497.43	9,557,160.83	18,117,658.26	8,560,497.43	9,557,160.83	18,117,658.26	-	18,260,141.74	-	-
Salaries and Wages																	
Salaries and Wages - Regular	50101010	28,760,000.00		28,760,000.00	28,760,000.00		28,760,000.00	7,335,716.75	7,912,121.06	15,247,837.81	7,335,716.75	7,912,121.06	15,247,837.81	-	13,512,162.19	-	-
Other Compensation																	
Personal Economic Relief Allowance (PERA)	50102010	1,968,000.00		1,968,000.00	1,968,000.00		1,968,000.00	497,818.18	495,727.27	993,545.45	497,818.18	495,727.27	993,545.45	-	974,454.55	-	-
Representation Allowance (RA)	50102020	288,000.00		288,000.00	288,000.00		288,000.00	102,000.00	102,000.00	204,000.00	102,000.00	102,000.00	204,000.00	-	84,000.00	-	-
Transportation Allowance (TA)	50102030	288,000.00		288,000.00	288,000.00		288,000.00	75,000.00	75,000.00	150,000.00	75,000.00	75,000.00	150,000.00	-	138,000.00	-	-
Clothing/ Uniform Allowance	50102040	410,000.00		410,000.00	410,000.00		410,000.00	415,000.00	-	415,000.00	415,000.00	-	415,000.00	-	(5,000.00)	-	-
Productivity Incentive Allowance	50102080	-		-	-		-	-	-	-	-	-	-	-	-	-	-
Year End Bonus	50102140	2,396,000.00		2,396,000.00	2,396,000.00		2,396,000.00	-	-	-	-	-	-	-	2,396,000.00	-	-
Cash Gift	50102150	410,000.00		410,000.00	410,000.00		410,000.00	-	-	-	-	-	-	-	410,000.00	-	-
Collective Negotiation Agreement - Civilian	50102990 11	-		-	-		-	-	-	-	-	-	-	-	-	-	-
Productivity Enhancement Incentive - Civilian	50102990 12	410,000.00		410,000.00	410,000.00		410,000.00	-	-	-	-	-	-	-	410,000.00	-	-
Personnel Benefit Contributions																	
Pag-IBIG Contributions	50103020	97,000.00		97,000.00	97,000.00		97,000.00	24,900.00	24,800.00	49,700.00	24,900.00	24,800.00	49,700.00	-	47,300.00	-	-
PhilHealth Contributions	50103030	284,000.00		284,000.00	284,000.00		284,000.00	85,162.50	84,912.50	170,075.00	85,162.50	84,912.50	170,075.00	-	113,925.00	-	-
Employees Compensation Insurance Premiums (ECIP)	50103040	97,000.00		97,000.00	97,000.00		97,000.00	24,900.00	24,800.00	49,700.00	24,900.00	24,800.00	49,700.00	-	47,300.00	-	-
Other Personnel Benefits																	
Lump-sum for Step Increments - Length of Service	50104990	72,000.00		72,000.00	72,000.00		72,000.00	-	-	-	-	-	-	-	72,000.00	-	-
Lump-sum for Step Increments - Meritous Performance	50104990	897,800.00		897,800.00	897,800.00		897,800.00	-	837,800.00	837,800.00	-	837,800.00	837,800.00	-	60,000.00	-	-
Maintenance & Other Operating Expenses		38,076,000.00	-	38,076,000.00	38,076,000.00	-	38,076,000.00	3,577,367.67	5,617,482.36	9,194,850.03	2,347,605.41	5,451,913.76	7,799,519.17	-	28,881,149.97	1,395,330.86	-
Traveling Expenses																	
Traveling Expenses - Local	50201000	-		-	-		-	-	-	-	-	-	-	-	-	-	-
Traveling Expenses - Local	50201010	6,750,000.00		6,750,000.00	6,750,000.00		6,750,000.00	204,691.00	1,105,796.54	1,310,487.54	195,888.00	998,823.30	1,194,711.30	-	5,439,512.46	115,776.24	-
Training and Scholarship Expenses																	
Training Expenses	50202010	3,413,000.00		3,413,000.00	3,413,000.00		3,413,000.00	244,675.00	229,201.50	473,876.50	244,675.00	229,201.50	473,876.50	-	2,939,123.50	-	-
Supplies and Materials Expenses																	
Office Supplies Expenses	50203010	1,570,000.00		1,570,000.00	1,570,000.00		1,570,000.00	222,291.95	345,828.75	568,120.70	216,311.95	190,108.85	406,420.80	-	1,001,879.30	161,699.90	-
Accountable Forms Expenses	50203020	57,000.00		57,000.00	57,000.00		57,000.00	10,000.00	-	10,000.00	10,000.00	-	10,000.00	-	47,000.00	-	-
Non-Accountable Forms Expenses	50203030	100,000.00		100,000.00	100,000.00		100,000.00	-	16,500.00	16,500.00	-	-	-	-	83,500.00	16,500.00	-
Medical, Dental and Laboratory Supplies Expenses	50203080	1,000,000.00		1,000,000.00	1,000,000.00		1,000,000.00	-	27,950.00	27,950.00	-	-	-	-	972,050.00	27,950.00	-
Fuel, Oil and Lubricants Expenses	50203090	3,409,000.00		3,409,000.00	3,409,000.00		3,409,000.00	-	397,387.10	397,387.10	-	397,387.10	397,387.10	-	3,011,612.90	-	-
Other Supplies and Materials Expenses	50203890	153,000.00		153,000.00	153,000.00		153,000.00	56,834.00	32,266.00	89,100.00	56,354.00	32,746.00	89,100.00	-	63,900.00	-	-
Utility Expenses																	
Water Expenses	50204010	554,000.00		554,000.00	554,000.00		554,000.00	28,000.00	77,164.98	105,164.98	4,340.00	81,756.98	86,096.98	-	448,835.02	19,068.00	-
Electricity Expenses	50204020	4,488,000.00		4,488,000.00	4,488,000.00		4,488,000.00	3,077.60	931,067.31	934,144.91	3,077.60	929,704.14	932,781.74	-	3,553,855.09	1,363.17	-
Communication Expenses																	
Postage and Courier Services	50205010	546,000.00		546,000.00	546,000.00		546,000.00	3,200.00	82,615.73	85,815.73	3,200.00	80,935.73	84,135.73	-	460,184.27	1,680.00	-
Telephone Expenses - Mobile	50205020 01	724,000.00		724,000.00	724,000.00		724,000.00	102,700.00	67,276.25	169,976.25	102,700.00	65,316.56	168,016.56	-	554,023.75	1,959.69	-
Telephone Expenses - Landline	50205020 02	444,000.00		444,000.00	444,000.00		444,000.00	67,106.84	131,816.86	198,923.70	67,106.84	115,895.81	245,076.30	-	15,921.05	15,921.05	-
Internet Subscription Expenses	50205030	443,000.00		443,000.00	443,000.00		443,000.00	78,090.00	-	78,090.00	-	71,154.31	71,154.31	-	364,910.00	6,935.69	-
Confidential, Intelligence and Extraordinary Expenses																	
Extraordinary and Miscellaneous Expenses	50210030	110,000.00		110,000.00	110,000.00		110,000.00	13,348.00	-	13,348.00	13,348.00	-	13,348.00	-	96,652.00	-	-
Professional Services																	
Legal Services	50211010	360,000.00		360,000.00	360,000.00		360,000.00	-	-	-	-	-	-	-	360,000.00	-	-
Auditing Services	50211020	143,000.00		143,000.00	143,000.00		143,000.00	5,879.75	(3,059.55)	2,820.20	5,879.75	(3,059.55)	2,820.20	-	140,179.80	-	-
Other Professional Services	50211990	7,432,000.00		7,432,000.00	7,432,000.00		7,432,000.00	664,704.80	1,034,640.85	1,699,345.65	661,374.05	1,013,904.45	1,675,278.50	-	5,732,654.35	24,067.15	-
General Services																	
Janitorial Services	50212020	600,000.00		600,000.00	600,000.00		600,000.00	616,672.78	-	616,672.78	67,915.78	190,663.89	258,579.67	-	(16,672.78)	358,093.11	-
Security Services	50212030	960,000.00		960,000.00	960,000.00		960,000.00	606,565.22	-	606,565.22	127,897.52	223,470.66	351,168.18	-	353,434.78	255,397.04	-
Other General Services	50212990	40,000.00		40,000.00	40,000.00		40,000.00	-	8,250.00	8,250.00	-	8,250.00	8,250.00	-	31,750.00	-	-
Repairs and Maintenance																	
Buildings and Other Structures	50213040	50,000.00		50,000.00	50,000.00		50,000.00	11,527.75	13,702.00	25,229.75	11,527.75	13,702.00	25,229.75	-	24,770.25	-	-
Machinery and Equipment	50213050	1,431,000.00		1,431,000.00	1,431,000.00		1,431,000.00	16,958.66	518,004.00	534,962.66	16,958.66	265,050.00	282,008.66	-	896,037.34	252,954.00	-
Transportation Equipment	50213060	981,000.00		981,000.00	981,000.00		981,000.00	21,082.56	126,893.70	147,976.26	8,874.71	103,084.09	111,958.80	-	833,023.74	36,017.46	-
Furniture and Fixtures	50213070	-		-	-		-	-	-	-	-	-	-	-	-	-	-
Taxes, Insurance Premiums and Other Fees																	
Taxes, Duties and Licenses	50215010	235,000.00		235,000.00	235,000.00												

SUMMARY OF APPROPRIATIONS, ALLOTMENTS, OBLIGATIONS, DISBURSEMENTS AND BALANCES BY OBJECT OF EXPENDITURES
As of the Quarter Ending June 30, 2016

Department : Office of The President
 Agency / OU : FERTILIZER AND PESTICIDE AUTHORITY
 Organization Code (UACS) : 26 037 00 00000
 Funding Source Code : 1 01 101
 (as clustered) (e.g. Old Fund Code: 101,102, 151)

x	Current Year Appropriations
	Supplemental Appropriations
	Continuing Appropriations

Particulars	UACS CODE	Appropriations			Allotments			Current Year Obligations			Current Year Disbursements			Balances			
		Authorized Appropriation	Adjustments (Transfer (To)/From, Realignment)	Adjusted Appropriations	Allotments Received	Adjustments (Withdrawal, Realignment)	Adjusted Total Allotments	1st Quarter Ending March 31	2nd Quarter Ending June 30	Total	1st Quarter Ending March 31	2nd Quarter Ending June 30	Total	Unreleased Appropriations	Unobligated Allotment	Unpaid Obligations (15-20) = (23+24)	
																Due and Demandable	Not Yet Due and Demandable
1	2	3	4	5=(3+4)	6	7	10=({6+ (-)7} -8+9)	11	12	15=(11+12+13+14)	16	17	20=(16+17+18+19)	21=(5-10)	22=(10-15)	23	24
Financial Expenses																	
Capital Outlays		2,323,000.00	-	2,323,000.00	2,323,000.00	-	2,323,000.00	464,467.51	665,696.80	1,130,164.31	464,467.51	48,800.00	513,267.51	-	1,192,835.69	616,896.80	-
Property, Plant and Equipment Outlay	50604050																
Office Equipment	50604050 02	460,000.00		460,000.00	460,000.00		460,000.00	-	48,800.00	48,800.00	-	48,800.00	48,800.00	-	411,200.00	-	-
Information and Communication Technology Equipment	50604050 03	975,000.00		975,000.00	975,000.00		975,000.00	-	616,896.80	616,896.80	-	-	-	-	358,103.20	616,896.80	-
Technical and Scientific Equipment	50604050 14	195,000.00		195,000.00	195,000.00		195,000.00	-	-	-	-	-	-	-	195,000.00	-	-
Intangible Assets Outlay	50606020																
Computer Software	50606020 00	693,000.00		693,000.00	693,000.00		693,000.00	464,467.51	-	464,467.51	464,467.51	-	464,467.51	-	228,532.49	-	-
B. AUTOMATIC APPROPRIATIONS		3,742,000.00	-	3,742,000.00	3,742,000.00	-	3,742,000.00	952,328.51	949,866.57	1,902,195.08	952,328.51	949,866.57	1,902,195.08	-	1,839,804.92	-	-
Retirement and Life Insurance Premium																	
Retirement and Life Insurance Premiums	50103010	3,742,000.00		3,742,000.00	3,742,000.00		3,742,000.00	952,328.51	949,866.57	1,902,195.08	952,328.51	949,866.57	1,902,195.08	-	1,839,804.92	-	-
C. SPECIAL PURPOSE FUNDS		6,136,998.00	-	6,136,998.00	6,136,998.00	-	6,136,998.00	1,402,405.86	2,645,357.00	4,047,762.86	1,402,405.86	2,645,357.00	4,047,762.86	-	2,089,235.14	-	-
Miscellaneous Personnel Benefits Fund																	
Lump-sum for Compensation Adjustment	50104990 06	5,331,477.00		5,331,477.00	5,331,477.00		5,331,477.00	596,885.08	2,645,357.00	3,242,242.08	596,885.08	2,645,357.00	3,242,242.08	-	2,089,234.92	-	-
Pension and Gratuity Fund																	
Terminal Leave Benefits																	
Terminal Leave Benefits	50104030	805,521.00		805,521.00	805,521.00		805,521.00	805,520.78	-	805,520.78	805,520.78	-	805,520.78	-	0.22	-	-
GRAND TOTAL		86,655,798.00	-	86,655,798.00	86,655,798.00	-	86,655,798.00	14,957,066.98	19,435,563.56	34,392,630.54	13,727,304.72	18,653,098.16	32,380,402.88	-	52,263,167.46	2,012,227.66	-
Certified Correct:		Certified Correct:															
MARIA THERESA OLIVEROS		GINA C. TOMIMBANG															
Administrative Officer IV		Accountant III															
Date:		Date:															
		Recommending Approval:										Approved By:					
		ELIZABETH T. RAMIRO										NORLITO R. GICANA CESO III					
		Chief Administrative Officer										Executive Director					
		Date:															

STATEMENT OF APPROPRIATIONS, ALLOTMENTS, OBLIGATIONS, DISBURSEMENTS AND BALANCES
As of the Quarter Ending June 30, 2016

Department : Office of the President
Agency/OU : FERTILIZER AND PESTICIDE AUTHORITY
Organization Code (UACS) : 26 037 00 00000
Funding Source Code : 01 1 01 101
(as clustered) (e.g. Old Fund Code: 101,102, 151)

Current Year Appropriations
 Supplemental Appropriations
 Continuing Appropriations

Particulars	UACS CODE	Appropriations			Allotments					Current Year Obligations			Current Year Disbursements			Balances			
		Authorized Appropriation	Adjustments (Transfer To/From, Realignment)	Adjusted Appropriations	Allotments Received	Adjustments (Withdrawal, Realignment)	Transfer To	Transfer From	Adjusted Total Allotments	1st Quarter Ending March 31	2nd Quarter Ending June 30	Total	1st Quarter Ending March 31	2nd Quarter Ending June 30	Total	Unreleased Appropriations	Unobligated Allotment	Unpaid Obligations (15-20) = (23+24)	
1	2	3	4	5=(3+4)	6	7	8	9	10=[(6+(-)7)-8+9]	11	12	15=(11+12+13+14)	16	17	20=(16+17+18+19)	21=(5-10)	22=(10-15)	23	24
I. Agency Specific Budget	01101101																		
General Administration and Support	0000010000000000	2,663,165	-	2,663,165	2,663,165	-	-	-	2,663,165	1,027,599	328,070	1,355,669	996,579	359,090	1,355,669	-	1,307,496	-	-
General Administration and Supervision	1030010001000000																		
PS																			
MOOE		2,663,165		2,663,165	2,663,165				2,663,165	1,027,599	328,070	1,355,669	996,579	359,090	1,355,669		1,307,496		
Fin Exp.(if applicable)																			
CO																			
Support to Operations	0000020000000000																		
Operations	0000030000000000	3,341,007	-	3,341,007	3,341,007	-	-	-	3,341,007	1,020,706	187,352	1,208,059	982,276	176,782	1,159,059	-	2,132,949	49,000	-
Fertilizer and Pesticide Regulation Services	0000030100000000																		
Quality Control and Inspection	1620030101000000																		
PS																			
MOOE		469,438		469,438	469,438				469,438	75,843	1,999	77,842	75,393	2,449	77,842		391,597		
Fin Exp.(if applicable)																			
CO																			
Registration and Licensing	1620030102000000																		
PS																			
MOOE		2,871,569		2,871,569	2,871,569				2,871,569	944,864	185,353	1,130,217	906,884	174,333	1,081,217		1,741,352	49,000	
Fin Exp.(if applicable)																			
CO																			
Sub-Total, Agency Specific Budget		6,004,172	-	6,004,172	6,004,172	-	-	-	6,004,172	2,048,305	515,422	2,563,727	1,978,855	535,872	2,514,727	-	3,440,445	49,000	-
PS																			
MOOE		6,004,172		6,004,172	6,004,172				6,004,172	2,048,305	515,422	2,563,727	1,978,855	535,872	2,514,727		3,440,445	49,000	
Fin Exp.(if applicable)																			
CO																			
II. Automatic Appropriations	01104102																		
Sub-Total, Automatic Appropriations																			
III. Special Purpose Fund																			
Sub-Total, Special Purpose Fund																			
GRAND TOTAL		6,004,172	-	6,004,172	6,004,172	-	-	-	6,004,172	2,048,305	515,422	2,563,727	1,978,855	535,872	2,514,727	-	3,440,445	49,000	-
PS																			
MOOE		6,004,172		6,004,172	6,004,172				6,004,172	2,048,305	515,422	2,563,727	1,978,855	535,872	2,514,727		3,440,445	49,000	
Fin Exp.(if applicable)																			
CO																			
Recapitulation by MFO:																			
MFO 1		3,341,007	-	3,341,007	3,341,007	-	-	-	3,341,007	1,020,706	187,352	1,208,059	982,276	176,782	1,159,059	-	2,132,949	49,000	-
MFO 2																			

Certified Correct:
MARIA THERESA B. OLIVEROS
Administrative Officer V

Certified Correct:
GINA G. TOMIMBANG
Accountant III

Recommending Approval:
ELIZABETH T. RAMIRO
Chief Administrative Officer




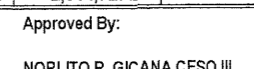
Approved By:
NORLITO R. GICANA CESO III
Executive Director

SUMMARY OF APPROPRIATIONS, ALLOTMENTS, OBLIGATIONS, DISBURSEMENTS AND BALANCES BY OBJECT OF EXPENDITURES
As of the Quarter Ending June 30, 2016

Department : Office of The President
Agency / OU : FERTILIZER AND PESTICIDE AUTHORITY
Organization Code (UACS) : 26 037 00 00000
Funding Source Code : 1 01 101
(as clustered) (e.g. Old Fund Code: 101,102, 151)

	Current Year Appropriations
	Supplemental Appropriations
X	Continuing Appropriations

Particulars	UACS CODE	Appropriations			Allotments			Current Year Obligations			Current Year Disbursements			Balances			
		Authorized Appropriation	Adjustments (To)/From, Realignment	Adjusted Appropriations	Allotments Received	Adjustments (Withdrawal, Realignment)	Adjusted Total Allotments	1st Quarter Ending March 31	2nd Quarter Ending June 30	Total	1st Quarter Ending March 31	2nd Quarter Ending June 30	Total	Unreleased Appropriations	Unobligated Allotment	Unpaid Obligations (15-20) = (23+24)	
																Due and Demandable	Not Yet Due and Demandable
1	2	3	4	5=(3+4)	6	7	10=[(6+(-)7)-8+9]	11	12	15=(11+12+13+14)	16	17	20=(16+17+18+19)	21=(5-10)	22=(10-15)	23	24
SUMMARY																	
A. AGENCY SPECIFIC BUDGET		6,004,172.02	-	6,004,172.02	6,004,172.02	-	6,004,172.02	2,048,304.98	515,422.25	2,563,727.23	1,978,854.98	535,872.25	2,514,727.23	-	3,064,006.99	49,000.00	-
Personnel Services		-	-	-	-	-	-	-	-	-	-	-	-	-	-	-	-
Maintenance & Other Operating Expenses		6,004,172.02	-	6,004,172.02	6,004,172.02	-	6,004,172.02	2,048,304.98	515,422.25	2,563,727.23	1,978,854.98	535,872.25	2,514,727.23	-	3,064,006.99	49,000.00	-
Traveling Expenses	50201000	-	-	-	-	-	-	-	-	-	-	-	-	-	-	-	-
Traveling Expenses - Local	50201010	1,581,851.74	-	1,581,851.74	1,581,851.74	-	1,581,851.74	733,594.00	236,194.85	969,788.85	709,094.00	236,194.85	945,288.85	-	612,062.89	24,500.00	-
Training and Scholarship Expenses	50202000	-	-	-	-	-	-	-	-	-	-	-	-	-	-	-	-
Training Expenses	50202010	-	-	-	-	-	-	-	-	-	-	-	-	-	-	-	-
Supplies and Materials Expenses	50203000	-	-	-	-	-	-	-	-	-	-	-	-	-	-	-	-
Office Supplies Expenses	50203010	69,479.29	-	69,479.29	69,479.29	-	69,479.29	69,479.29	-	69,479.29	44,979.29	-	44,979.29	-	-	24,500.00	-
Accountable Forms Expenses	50203020	45,600.25	-	45,600.25	45,600.25	-	45,600.25	-	-	-	-	-	-	-	-	-	-
Non-Accountable Forms Expenses	50203030	-	-	-	-	-	-	-	-	-	-	-	-	-	-	-	-
Medical, Dental and Laboratory Supplies Expenses	50203080	97,143.30	-	97,143.30	97,143.30	-	97,143.30	-	-	-	-	-	-	-	97,143.30	-	-
Fuel, Oil and Lubricants Expenses	50203090	643,923.57	-	643,923.57	643,923.57	-	643,923.57	238,484.31	-	238,484.31	238,484.31	-	238,484.31	-	405,439.26	-	-
Other Supplies and Materials Expenses	50203990	-	-	-	-	-	-	-	-	-	-	-	-	-	-	-	-
Utility Expenses	50204000	-	-	-	-	-	-	-	-	-	-	-	-	-	-	-	-
Water Expenses	50204010	285,937.60	-	285,937.60	285,937.60	-	285,937.60	42,929.34	-	42,929.34	42,929.34	-	42,929.34	-	243,008.26	-	-
Electricity Expenses	50204020	1,014,498.00	-	1,014,498.00	1,014,498.00	-	1,014,498.00	508,515.68	263,190.62	771,706.30	508,515.68	263,190.62	771,706.30	-	242,791.70	-	-
Communication Expenses	50205000	-	-	-	-	-	-	-	-	-	-	-	-	-	-	-	-
Postage and Courier Services	50205010	166,497.04	-	166,497.04	166,497.04	-	166,497.04	19,967.20	8,182.00	28,149.20	19,517.20	8,632.00	28,149.20	-	138,347.84	-	-
Telephone Expenses - Mobile	50205020 01	-	-	-	-	-	-	-	-	-	-	-	-	-	-	-	-
Telephone Expenses - Landline	50205020 02	-	-	-	-	-	-	-	-	-	-	-	-	-	-	-	-
Internet Subscription Expenses	50205030	189,620.49	-	189,620.49	189,620.49	-	189,620.49	40,301.17	3,664.22	43,965.39	40,301.17	3,664.22	43,965.39	-	-	-	-
Confidential, Intelligence and Extraordinary Expenses	50210000	-	-	-	-	-	-	-	-	-	-	-	-	-	-	-	-
Extraordinary and Miscellaneous Expenses	50210030	12,630.64	-	12,630.64	12,630.64	-	12,630.64	10,456.27	-	10,456.27	10,456.27	-	10,456.27	-	-	-	-
Professional Services	50211000	-	-	-	-	-	-	-	-	-	-	-	-	-	-	-	-
Legal Services	50211010	-	-	-	-	-	-	-	-	-	-	-	-	-	-	-	-
Auditing Services	50211020	-	-	-	-	-	-	-	-	-	-	-	-	-	-	-	-
Other Professional Services	50211990	518,574.94	-	518,574.94	518,574.94	-	518,574.94	31,890.89	-	31,890.89	31,890.89	-	31,890.89	-	486,684.05	-	-
General Services	50212000	-	-	-	-	-	-	-	-	-	-	-	-	-	-	-	-
Janitorial Services	50212020	61,656.82	-	61,656.82	61,656.82	-	61,656.82	61,656.82	-	61,656.82	61,656.82	-	61,656.82	-	-	-	-
Security Services	50212030	210,078.01	-	210,078.01	210,078.01	-	210,078.01	-	-	-	-	-	-	-	210,078.01	-	-
Other General Services	50212990	-	-	-	-	-	-	-	-	-	-	-	-	-	-	-	-
Repairs and Maintenance	50213000	-	-	-	-	-	-	-	-	-	-	-	-	-	-	-	-
Buildings and Other Structures	50213040	-	-	-	-	-	-	-	-	-	-	-	-	-	-	-	-
Machinery and Equipment	50213050	8,060.58	-	8,060.58	8,060.58	-	8,060.58	-	-	-	-	-	-	-	8,060.58	-	-
Transportation Equipment	50213060	534,756.88	-	534,756.88	534,756.88	-	534,756.88	121,611.40	3,639.00	125,250.40	121,611.40	3,639.00	125,250.40	-	409,506.48	-	-
Furniture and Fixtures	50213070	-	-	-	-	-	-	-	-	-	-	-	-	-	-	-	-
Taxes, Insurance Premiums and Other Fees	50215000	-	-	-	-	-	-	-	-	-	-	-	-	-	-	-	-
Taxes, Duties and Licenses	50215010	28,744.14	-	28,744.14	28,744.14	-	28,744.14	5,229.68	551.56	5,781.24	5,229.68	551.56	5,781.24	-	22,962.90	-	-
Fidelity Bond Premiums	50215020	5,500.00	-	5,500.00	5,500.00	-	5,500.00	3,000.00	-	3,000.00	3,000.00	-	3,000.00	-	2,500.00	-	-
Insurance Expenses	50215030	203,388.29	-	203,388.29	203,388.29	-	203,388.29	20,380.21	-	20,380.21	20,380.21	-	20,380.21	-	-	-	-
Other Maintenance and Operating Expenses	50299000	-	-	-	-	-	-	-	-	-	-	-	-	-	-	-	-
Advertising Expenses	50299010	20,000.00	-	20,000.00	20,000.00	-	20,000.00	20,000.00	-	20,000.00	-	20,000.00	20,000.00	-	-	-	-
Printing and Publication Expenses	50299020	80,720.10	-	80,720.10	80,720.10	-	80,720.10	-	-	-	-	-	-	-	80,720.10	-	-
Representation Expenses	50299030	-	-	-	-	-	-	-	-	-	-	-	-	-	-	-	-
Transportation and Delivery Expenses	50299040	47,498.02	-	47,498.02	47,498.02	-	47,498.02	-	-	-	-	-	-	-	47,498.02	-	-
Rent/Lease Expenses - Building	50299050 01	161,744.72	-	161,744.72	161,744.72	-	161,744.72	120,808.72	-	120,808.72	120,808.72	-	120,808.72	-	40,936.00	-	-
Rent/Lease Expenses - Office Equipment	50299050 04	-	-	-	-	-	-	-	-	-	-	-	-	-	-	-	-
Membership Dues and Contributions to Organizations	50299060	16,267.60	-	16,267.60	16,267.60	-	16,267.60	-	-	-	-	-	-	-	16,267.60	-	-
GRAND TOTAL		6,004,172.02	-	6,004,172.02	6,004,172.02	-	6,004,172.02	2,048,304.98	515,422.25	2,563,727.23	1,978,854.98	535,872.25	2,514,727.23	-	3,064,006.99	49,000.00	-

Certified Correct:  MARIA THERESA B. OLIVEROS Administrative Officer Date:	Certified Correct:  GINA C. TOMIMBANG Accountant III Date:	Recommending Approval:  ELIZABETH T. RAMIRO Chief Administrative Officer Date:	Approved By:  NORLITO R. GICANA CESOS III Executive Director Date:
---	---	---	---