

**FORM A**  
**DEPARTMENT PERFORMANCE ACCOMPLISHMENT**  
**FY 2016**


Department/Agency: **OTHER EXECUTIVE OFFICES / FERTILIZER AND PESTICIDE AUTHORITY**

MFOs AND PERFORMANCE INDICATORS	DEPARTMENT FY 2015 ACTUAL ACCOMPLISHMENT	DEPARTMENT FY 2016 TARGET	RESPONSIBLE BUREAUS/ OFFICES	DEPARTMENT FY 2016 ACTUAL ACCOMPLISHMENT	ACCOMPLISHMENT RATE	REMARKS
<b>Major Final Outputs (MFOs)/Operations</b>						
<b>MFO 1: Fertilizer and Pesticide Regulations Services</b>						
<b>2016 Budget per GAA: Php 28,872,184.79</b>						
<b>Regulatory Documents Issuance</b>						
No. of permits, licenses, registrations and accreditations issued	12,185	10,413	FRD/PRD/FUs	11,286	108%	
Percentage of authorized/accredited entities without detected violations of licenses or accreditation conditions	100%	100%	FRD/PRD/FUs	100%	100%	
Percentage of applications for permits, licenses, or accreditation and product registrations endorsed for approval/analysis within 3 weeks of application	94%	100%	FRD/PRD/FUs	100%	100%	
<b>Monitoring</b>						
No. of sites and facilities monitored and/or inspected with reports issued (based on frequency of visits)	12,375	14,400	Field Units	14,174	98%	Monitoring of the newly approved Provincial Officers (POs) were included in the target. However, out of 75 total approved POs, 43 were still vacant.
No. of products monitored and/or inspected with reports issued	3,568	2,258	FRD/PRD/FUs	2,570	114%	
Percentage of submitted reports that resulted in the issuance of notice of violations and penalties imposed	96%	100%	FRD/PRD/FUs	100%	100%	
Percentage of recommendations for prosecution that are acted upon	none	100%	FRD/PRD/FUs	none	none	No violations were recommended for prosecution.
Percentage of sites and products that have been inspected more than twice in the last 2 years	100%	100%	FRD/PRD/FUs	100%	100%	

Department/Agency : OTHER EXECUTIVE OFFICES / FERTILIZER AND PESTICIDE AUTHORITY

MFOs AND PERFORMANCE INDICATORS	DEPARTMENT FY 2015 ACTUAL ACCOMPLISHMENT	DEPARTMENT FY 2016 TARGET	RESPONSIBLE BUREAUS/ OFFICES	DEPARTMENT FY 2016 ACTUAL ACCOMPLISHMENT	ACCOMPLISHMENT RATE	REMARKS
<b>Enforcement</b>						
No. of enforcement actions undertaken	408	102	Field Units	142	139%	
Percentage of notice of violations that resulted into cases filed/litigated	0%	0%	Field Units	0%	0%	
Percentage of permits/licensed handlers or accredited agencies with two or more violations over the last 3 years	none	0%	Field Units	0%	0%	
Percentage of detected violations that are resolved or referred for prosecution within 7 working days	none	100%	Field Units	none	none	No detected violations referred to prosecution.
<b>Support to Operations</b>						
<b>2016 Budget per GAA: Php - 0 -</b>						
a. Target identified in accordance with the priority of the Agency Head - Number of fertilizer samples analyzed for product registration/confirmatory analyses within 30 days from receipt		600	Laboratory Services Division	950	158%	Laboratory analyses are being conducted by the FPA Laboratory Services Division to confirm the guaranteed nutrients as claimed by the registrants companies and to ensure that the quality of fertilizers and pesticides conformed with the standards set by the government.
b. Establishment of the Quality Management System (QMS) for at least one core process certified by any international certifying body approved by AO 25 IATF or ISO-aligned documentation of its QMS for one process as evidenced by the presence of the following documents in the agency Transparency Seal.				none	0%	
<b>C. General Administration &amp; Support Service (GASS)</b>						
<b>2016 Budget per GAA: Php 42,895,827</b>						
A. Budget Utilization rate (BUR)						
A.1 Obligations BUR	90%	100%		84%	84%	
A.2 Disbursement BUR	98%	100%		90%	90%	
B. Submission of PFM to COA & DBM						
B.1 BFAR	Nov. 3, 2015	Jan. 30, 2017		Jan. 30, 2017	compliant	
B.2 Report on Ageing of Cash Advances (cut-off date: October 30, 2015)	Nov. 27, 2015	Dec. 01, 2016		Nov. 14, 2016	compliant	
B.3 COA Financial Reports	Nov. 9, 2015	Feb. 14, 2017		Feb. 13, 2017	compliant	
C. APCPI	Nov. 30, 2015	Dec. 1, 2016		Nov. 24, 2016	compliant	
D. Submission of APP	Sept. 01, 2015	Jan. 30, 2016		Jan. 29, 2016	compliant	

Prepared by:

  
**DIGNA M. DE LEON**  
 Planning Officer V


Date: 3/2/17

Recommending Approval:

  
**MARIA THERESA B. OLIVEROS**  
 Administrative Officer V

Date: \_\_\_\_\_

Approved by:

  
**WILFREDO C. ROLDAN**  
 Executive Director


Date: \_\_\_\_\_

**FORM A1**  
**DETAILS OF BUREAU/OFFICE PERFORMANCE INDICATORS AND ACCOMPLISHMENTS**


**DEPARTMENT / AGENCY: OTHER EXECUTIVE OFFICES / FERTILIZER AND PESTICIDE AUTHORITY**

MFOs/ Responsible Bureaus (1)	Performance Indicator 1 (2)	FY 2016 TARGET for Performance Indicator 1 (3)	FY 2016 ACCOMPLISH MENT for Performance Indicator 1 (4)	Performance Indicator 2 (5)	FY 2016 TARGET for Performance Indicator 2 (6)	FY 2016 ACCOMPLISH MENT for Performance Indicator 2 (7)	Performance Indicator 3 (8)	FY 2016 TARGET for Performance Indicator 3 (9)	FY 2016 ACCOMPLISH MENT for Performance Indicator 3 (10)	Performance Indicator 4 (8)	FY 2016 TARGET for Performance Indicator 4 (9)	FY 2016 ACCOMPLISH MENT for Performance Indicator 4 (10)	Performance Indicator 5 (8)	FY 2016 TARGET for Performance Indicator 5 (9)	FY 2016 ACCOMPLISH MENT for Performance Indicator 5 (10)	REMARKS (11)
<b>A. Major Final Outputs (MFOs)</b>																
<b>Major Final Output 1: Fertilizer and Pesticide Regulations Services</b>																
Regulatory Documents Issuance	No. of permits, licenses, registrations and accreditations issued	10,413	11,286	Percentage of authorized/accredited entities without detected violations of licenses or accreditation conditions	100%	100%	Percentage of applications for permits, licenses, or accreditation and product registrations endorsed for approval/analysis within 3 weeks of application	100%	100%							
Monitoring	No. of sites and facilities monitored and/or inspected with reports issued (based on frequency of visits)	14,400	14,174	No. of products monitored and/or inspected with reports issued	2,258	2,570	Percentage of submitted reports that resulted in the issuance of notice of violations and penalties imposed	100%	100%	Percentage of recommendations for prosecution that are acted upon	100%	none	Percentage of sites and products that have been inspected more than twice in the last 2 years	100%	100%	Monitoring of the newly approved Provincila Officers were included in the target. However, out of 75 total Pos, 43 were still vacant
Enforcement	No. of enforcement actions undertaken	102	142	Percentage of notice of violations that resulted into cases filed/litigated	0%	0%	Percentage of permits/licensed handlers or accredited agencies with two or more violations over the last 3 years	0%	0%	Percentage of detected violations that are resolved or referred for prosecution within 7 working days	100%	none				

Prepared by:

  
**DIGNA M. DE LEON**  
Planning Officer V

Date: 3/8/17

  
**MARIA THERESA B. OLIVEROS**  
Administrative Officer V

Date: \_\_\_\_\_

Approved by:

  
**WILFREDO C. ROLDAN**  
Executive Director

Date: \_\_\_\_\_