

STATEMENT OF APPROPRIATIONS, ALLOTMENTS, OBLIGATIONS, DISBURSEMENTS AND BALANCES
As at the Quarter Ending March 31, 2024

Department : Department of Agriculture (DA)
 Agency/Entity : Fertilizer and Pesticide Authority
 Operating Unit : < not applicable >
 Organization Code (UACS) : 05 005 0000000
 Fund Cluster : 01 - Regular Agency Fund
 (e.g. UACS Fund Cluster: 01-Regular Agency Fund, 02-Foreign Assisted Projects Fund, 03-Special Account-Locally Funded/Domestic Grants Fund, and 04-Special Account-Foreign Assisted/Foreign Grants Fund)

X	Current Year Appropriations
	Supplemental Appropriations
	Continuing Appropriations

Particulars	UACS CODE	Appropriations			Allotments					Current Year Obligations					Current Year Disbursements					Balances			
		Authorized Appropriations	Adjustments (Transfer To/From, Modifications/Augmentations)	Adjusted Appropriations	Allotments Received	Adjustments (Reductions, Modifications/Augmentations)	Transfer To	Transfer From	Adjusted Allotments	1st Quarter Ending March 31	2nd Quarter Ending June 30	3rd Quarter Ending September 30	4th Quarter Ending December 31	Total	1st Quarter Ending March 31	2nd Quarter Ending June 30	3rd Quarter Ending September 30	4th Quarter Ending December 31	Total	Unreleased Appropriations	Unobligated Allotments	Unpaid Obligations (15-20)=(23+24)	
																						Due and Demandable	Not Yet Due and Demandable
1	2	3	4	5=(3+4)	6	7	8	9	10=(6+7-8+9)	11	12	13	14	15=(11+12+13+14)	16	17	18	19	20=(16+17+18+19)	21	22	23	24
L. Agency Specific Budget		188,510,000.00	26,000,000.00	214,510,000.00	188,510,000.00	26,000,000.00	0.00	0.00	214,510,000.00	46,342,040.82	0.00	0.00	0.00	46,342,040.82	31,502,982.39	0.00	0.00	0.00	31,502,982.39	0.00	188,167,958.18	0.00	14,839,058.43
General Administration and Support	1000000000000000	69,397,000.00	0.00	69,397,000.00	69,397,000.00	0.00	0.00	0.00	69,397,000.00	19,004,927.02	0.00	0.00	0.00	19,004,927.02	12,635,783.08	0.00	0.00	0.00	12,635,783.08	0.00	50,392,072.98	0.00	6,369,143.94
General Management and Supervision	1000001000010000	65,116,000.00	1,994,608.64	67,110,608.64	65,116,000.00	1,994,608.64	0.00	0.00	67,110,608.64	19,004,927.02	0.00	0.00	0.00	19,004,927.02	12,635,783.08	0.00	0.00	0.00	12,635,783.08	0.00	48,105,681.62	0.00	6,369,143.94
PS		33,196,000.00	1,994,608.64	35,190,608.64	33,196,000.00	1,994,608.64	0.00	0.00	35,190,608.64	8,510,364.89	0.00	0.00	0.00	8,510,364.89	8,236,979.89	0.00	0.00	0.00	8,236,979.89	0.00	26,680,243.75	0.00	273,385.00
MOOE		31,920,000.00	0.00	31,920,000.00	31,920,000.00	0.00	0.00	0.00	31,920,000.00	10,494,562.13	0.00	0.00	0.00	10,494,562.13	4,368,803.19	0.00	0.00	0.00	4,368,803.19	0.00	21,425,437.87	0.00	6,095,758.94
Administration of Personnel Benefits	1000001000020000	4,281,000.00	(1,994,608.64)	2,286,391.36	4,281,000.00	(1,994,608.64)	0.00	0.00	2,286,391.36	0.00	0.00	0.00	0.00	0.00	0.00	0.00	0.00	0.00	0.00	0.00	2,286,391.36	0.00	0.00
PS		4,281,000.00	(1,994,608.64)	2,286,391.36	4,281,000.00	(1,994,608.64)	0.00	0.00	2,286,391.36	0.00	0.00	0.00	0.00	0.00	0.00	0.00	0.00	0.00	0.00	0.00	2,286,391.36	0.00	0.00
Sub-Total, General Administration and Support		69,397,000.00	0.00	69,397,000.00	69,397,000.00	0.00	0.00	0.00	69,397,000.00	19,004,927.02	0.00	0.00	0.00	19,004,927.02	12,635,783.08	0.00	0.00	0.00	12,635,783.08	0.00	50,392,072.98	0.00	6,369,143.94
PS		37,477,000.00	0.00	37,477,000.00	37,477,000.00	0.00	0.00	0.00	37,477,000.00	6,510,364.89	0.00	0.00	0.00	6,510,364.89	8,236,979.89	0.00	0.00	0.00	8,236,979.89	0.00	28,968,635.11	0.00	273,385.00
MOOE		31,920,000.00	0.00	31,920,000.00	31,920,000.00	0.00	0.00	0.00	31,920,000.00	10,494,562.13	0.00	0.00	0.00	10,494,562.13	4,368,803.19	0.00	0.00	0.00	4,368,803.19	0.00	21,425,437.87	0.00	6,095,758.94
FinEx (if Applicable)		0.00	0.00	0.00	0.00	0.00	0.00	0.00	0.00	0.00	0.00	0.00	0.00	0.00	0.00	0.00	0.00	0.00	0.00	0.00	0.00	0.00	0.00
CO		0.00	0.00	0.00	0.00	0.00	0.00	0.00	0.00	0.00	0.00	0.00	0.00	0.00	0.00	0.00	0.00	0.00	0.00	0.00	0.00	0.00	0.00
Operations	3000000000000000	119,113,000.00	26,000,000.00	145,113,000.00	119,113,000.00	26,000,000.00	0.00	0.00	145,113,000.00	27,337,113.80	0.00	0.00	0.00	27,337,113.80	18,867,199.31	0.00	0.00	0.00	18,867,199.31	0.00	117,775,886.20	0.00	8,469,914.49
OO - Fertilizer and pesticide products and handlers regulated		119,113,000.00	26,000,000.00	145,113,000.00	119,113,000.00	26,000,000.00	0.00	0.00	145,113,000.00	27,337,113.80	0.00	0.00	0.00	27,337,113.80	18,867,199.31	0.00	0.00	0.00	18,867,199.31	0.00	117,775,886.20	0.00	8,469,914.49
FERTILIZER AND PESTICIDE REGULATORY PROGRAM		119,113,000.00	26,000,000.00	145,113,000.00	119,113,000.00	26,000,000.00	0.00	0.00	145,113,000.00	27,337,113.80	0.00	0.00	0.00	27,337,113.80	18,867,199.31	0.00	0.00	0.00	18,867,199.31	0.00	117,775,886.20	0.00	8,469,914.49
Quality Control and Inspection	3101001000010000	88,748,000.00	10,000,000.00	98,748,000.00	88,748,000.00	10,000,000.00	0.00	0.00	98,748,000.00	19,071,282.59	0.00	0.00	0.00	19,071,282.59	13,491,473.97	0.00	0.00	0.00	13,491,473.97	0.00	79,678,717.41	0.00	5,579,808.62
PS		50,581,000.00	0.00	50,581,000.00	50,581,000.00	0.00	0.00	0.00	50,581,000.00	10,625,302.02	0.00	0.00	0.00	10,625,302.02	10,343,734.14	0.00	0.00	0.00	10,343,734.14	0.00	39,955,697.96	0.00	281,567.88
MOOE		38,167,000.00	10,000,000.00	48,167,000.00	38,167,000.00	10,000,000.00	0.00	0.00	48,167,000.00	8,445,980.57	0.00	0.00	0.00	8,445,980.57	3,147,739.83	0.00	0.00	0.00	3,147,739.83	0.00	39,721,019.43	0.00	5,298,240.74
Registration and Licensing	3101001000020000	28,385,000.00	16,000,000.00	44,385,000.00	28,385,000.00	16,000,000.00	0.00	0.00	44,385,000.00	8,265,831.21	0.00	0.00	0.00	8,265,831.21	5,375,725.34	0.00	0.00	0.00	5,375,725.34	0.00	34,099,188.79	0.00	2,890,105.87
PS		13,101,000.00	0.00	13,101,000.00	13,101,000.00	0.00	0.00	0.00	13,101,000.00	3,457,006.47	0.00	0.00	0.00	3,457,006.47	3,362,185.57	0.00	0.00	0.00	3,362,185.57	0.00	9,843,993.53	0.00	94,820.90
MOOE		13,284,000.00	16,000,000.00	29,284,000.00	13,284,000.00	16,000,000.00	0.00	0.00	29,284,000.00	4,808,824.74	0.00	0.00	0.00	4,808,824.74	2,013,539.77	0.00	0.00	0.00	2,013,539.77	0.00	24,455,175.26	0.00	2,795,264.97
Projects)		4,000,000.00	0.00	4,000,000.00	4,000,000.00	0.00	0.00	0.00	4,000,000.00	0.00	0.00	0.00	0.00	0.00	0.00	0.00	0.00	0.00	0.00	0.00	4,000,000.00	0.00	0.00
Locally-Funded Project(s)		4,000,000.00	0.00	4,000,000.00	4,000,000.00	0.00	0.00	0.00	4,000,000.00	0.00	0.00	0.00	0.00	0.00	0.00	0.00	0.00	0.00	0.00	0.00	4,000,000.00	0.00	0.00
Fortified Organic Fertilizer Development Program	3101002000020000	4,000,000.00	0.00	4,000,000.00	4,000,000.00	0.00	0.00	0.00	4,000,000.00	0.00	0.00	0.00	0.00	0.00	0.00	0.00	0.00	0.00	0.00	0.00	4,000,000.00	0.00	0.00
MOOE		4,000,000.00	0.00	4,000,000.00	4,000,000.00	0.00	0.00	0.00	4,000,000.00	0.00	0.00	0.00	0.00	0.00	0.00	0.00	0.00	0.00	0.00	0.00	4,000,000.00	0.00	0.00

Department : Department of Agriculture (DA)
 Agency/Entity : Fertilizer and Pesticide Authority
 Operating Unit : < not applicable >
 Organization Code (UACS) : 05 005 000000
 Fund Cluster : 01 - Regular Agency Fund
 (e.g. UACS Fund Cluster: 01-Regular Agency Fund, 02-Foreign Assisted Projects Fund, 03-Special Account-Locally Funded/Domestic Grants Fund, and 04-Special Account-Foreign Assisted/Foreign Grants Fund)

X	Current Year Appropriations
	Supplemental Appropriations
	Continuing Appropriations

Particulars	UACS CODE	Appropriations			Allotments			Current Year Obligations							Current Year Disbursements				Balances				
		Authorized Appropriations	Adjustments (Transfer To/From, Modifications/ Augmentations)	Adjusted Appropriations	Allotments Received	Adjustments (Reductions, Modifications/ Augmentations)	Transfer To	Transfer From	Adjusted Allotments	1st Quarter Ending March 31	2nd Quarter Ending June 30	3rd Quarter Ending September 30	4th Quarter Ending December 31	Total	1st Quarter Ending March 31	2nd Quarter Ending June 30	3rd Quarter Ending September 30	4th Quarter Ending December 31	Total	Unreleased Appropriations	Unobligated Allotments	Unpaid Obligations (15-20)=(23+24)	
																						10=(8+(-1)-7)+8+9	11
1	2	3	4	5=(3+4)	6	7	8	9	10	11	12	13	14	15	16	17	18	19	20	21	22	23	24
Sub-Total, Operations		119,113,000.00	26,000,000.00	145,113,000.00	119,113,000.00	26,000,000.00	0.00	0.00	145,113,000.00	27,337,113.80	0.00	0.00	0.00	27,337,113.80	18,867,199.31	0.00	0.00	0.00	18,867,199.31	0.00	117,775,886.20	0.00	8,469,914.49
PS		83,882,000.00	0.00	83,882,000.00	83,882,000.00	0.00	0.00	0.00	83,882,000.00	14,082,308.49	0.00	0.00	0.00	14,082,308.49	13,705,919.71	0.00	0.00	0.00	13,705,919.71	0.00	49,599,891.51	0.00	378,388.78
MOOE		55,431,000.00	26,000,000.00	81,431,000.00	55,431,000.00	26,000,000.00	0.00	0.00	81,431,000.00	13,254,805.31	0.00	0.00	0.00	13,254,805.31	5,161,279.60	0.00	0.00	0.00	5,161,279.60	0.00	68,178,194.69	0.00	8,093,525.71
FinEx (If Applicable)		0.00	0.00	0.00	0.00	0.00	0.00	0.00	0.00	0.00	0.00	0.00	0.00	0.00	0.00	0.00	0.00	0.00	0.00	0.00	0.00	0.00	0.00
CO		0.00	0.00	0.00	0.00	0.00	0.00	0.00	0.00	0.00	0.00	0.00	0.00	0.00	0.00	0.00	0.00	0.00	0.00	0.00	0.00	0.00	0.00
Sub-Total, I. Agency Specific Budget		188,510,000.00	26,000,000.00	214,510,000.00	188,510,000.00	26,000,000.00	0.00	0.00	214,510,000.00	46,342,948.82	0.00	0.00	0.00	46,342,948.82	31,502,982.39	0.00	0.00	0.00	31,502,982.39	0.00	168,167,959.18	0.00	14,839,058.43
PS		101,159,000.00	0.00	101,159,000.00	101,159,000.00	0.00	0.00	0.00	101,159,000.00	22,592,673.38	0.00	0.00	0.00	22,592,673.38	21,942,899.80	0.00	0.00	0.00	21,942,899.80	0.00	78,566,326.82	0.00	649,773.78
MOOE		87,351,000.00	26,000,000.00	113,351,000.00	87,351,000.00	26,000,000.00	0.00	0.00	113,351,000.00	23,749,367.44	0.00	0.00	0.00	23,749,367.44	9,560,082.79	0.00	0.00	0.00	9,560,082.79	0.00	89,601,632.56	0.00	14,189,284.65
FinEx (If Applicable)		0.00	0.00	0.00	0.00	0.00	0.00	0.00	0.00	0.00	0.00	0.00	0.00	0.00	0.00	0.00	0.00	0.00	0.00	0.00	0.00	0.00	0.00
CO		0.00	0.00	0.00	0.00	0.00	0.00	0.00	0.00	0.00	0.00	0.00	0.00	0.00	0.00	0.00	0.00	0.00	0.00	0.00	0.00	0.00	0.00
II. Automatic Appropriations		8,821,000.00	0.00	8,821,000.00	8,821,000.00	0.00	0.00	0.00	8,821,000.00	2,281,895.21	0.00	0.00	0.00	2,281,895.21	2,281,895.21	0.00	0.00	0.00	2,281,895.21	0.00	6,539,104.79	0.00	0.00
Specific Budgets of National Government Agencies		8,821,000.00	0.00	8,821,000.00	8,821,000.00	0.00	0.00	0.00	8,821,000.00	2,281,895.21	0.00	0.00	0.00	2,281,895.21	2,281,895.21	0.00	0.00	0.00	2,281,895.21	0.00	6,539,104.79	0.00	0.00
Retirement and Life Insurance Premiums		8,821,000.00	0.00	8,821,000.00	8,821,000.00	0.00	0.00	0.00	8,821,000.00	2,281,895.21	0.00	0.00	0.00	2,281,895.21	2,281,895.21	0.00	0.00	0.00	2,281,895.21	0.00	6,539,104.79	0.00	0.00
PS		8,821,000.00	0.00	8,821,000.00	8,821,000.00	0.00	0.00	0.00	8,821,000.00	2,281,895.21	0.00	0.00	0.00	2,281,895.21	2,281,895.21	0.00	0.00	0.00	2,281,895.21	0.00	6,539,104.79	0.00	0.00
Sub-Total II. Automatic Appropriations		8,821,000.00	0.00	8,821,000.00	8,821,000.00	0.00	0.00	0.00	8,821,000.00	2,281,895.21	0.00	0.00	0.00	2,281,895.21	2,281,895.21	0.00	0.00	0.00	2,281,895.21	0.00	6,539,104.79	0.00	0.00
PS		8,821,000.00	0.00	8,821,000.00	8,821,000.00	0.00	0.00	0.00	8,821,000.00	2,281,895.21	0.00	0.00	0.00	2,281,895.21	2,281,895.21	0.00	0.00	0.00	2,281,895.21	0.00	6,539,104.79	0.00	0.00
MOOE		0.00	0.00	0.00	0.00	0.00	0.00	0.00	0.00	0.00	0.00	0.00	0.00	0.00	0.00	0.00	0.00	0.00	0.00	0.00	0.00	0.00	0.00
FinEx		0.00	0.00	0.00	0.00	0.00	0.00	0.00	0.00	0.00	0.00	0.00	0.00	0.00	0.00	0.00	0.00	0.00	0.00	0.00	0.00	0.00	0.00
CO		0.00	0.00	0.00	0.00	0.00	0.00	0.00	0.00	0.00	0.00	0.00	0.00	0.00	0.00	0.00	0.00	0.00	0.00	0.00	0.00	0.00	0.00
III. Special Purpose Fund		0.00	624,988.00	624,988.00	0.00	624,988.00	0.00	0.00	624,988.00	438,837.39	0.00	0.00	0.00	438,837.39	438,837.39	0.00	0.00	0.00	438,837.39	0.00	186,150.61	0.00	0.00
Pension and Gratuity Fund		0.00	624,988.00	624,988.00	0.00	624,988.00	0.00	0.00	624,988.00	438,837.39	0.00	0.00	0.00	438,837.39	438,837.39	0.00	0.00	0.00	438,837.39	0.00	186,150.61	0.00	0.00
PS		0.00	624,988.00	624,988.00	0.00	624,988.00	0.00	0.00	624,988.00	438,837.39	0.00	0.00	0.00	438,837.39	438,837.39	0.00	0.00	0.00	438,837.39	0.00	186,150.61	0.00	0.00
Sub-Total III. Special Purpose Fund		0.00	624,988.00	624,988.00	0.00	624,988.00	0.00	0.00	624,988.00	438,837.39	0.00	0.00	0.00	438,837.39	438,837.39	0.00	0.00	0.00	438,837.39	0.00	186,150.61	0.00	0.00
PS		0.00	624,988.00	624,988.00	0.00	624,988.00	0.00	0.00	624,988.00	438,837.39	0.00	0.00	0.00	438,837.39	438,837.39	0.00	0.00	0.00	438,837.39	0.00	186,150.61	0.00	0.00
MOOE		0.00	0.00	0.00	0.00	0.00	0.00	0.00	0.00	0.00	0.00	0.00	0.00	0.00	0.00	0.00	0.00	0.00	0.00	0.00	0.00	0.00	0.00
FinEx		0.00	0.00	0.00	0.00	0.00	0.00	0.00	0.00	0.00	0.00	0.00	0.00	0.00	0.00	0.00	0.00	0.00	0.00	0.00	0.00	0.00	0.00
CO		0.00	0.00	0.00	0.00	0.00	0.00	0.00	0.00	0.00	0.00	0.00	0.00	0.00	0.00	0.00	0.00	0.00	0.00	0.00	0.00	0.00	0.00
IV. Reversion of the Unobligated Allotments charged against R.A. Nos. 11465 and 11494		0.00	0.00	0.00	0.00	0.00	0.00	0.00	0.00	0.00	0.00	0.00	0.00	0.00	0.00	0.00	0.00	0.00	0.00	0.00	0.00	0.00	0.00
GRAND TOTAL		197,331,000.00	26,624,988.00	223,955,988.00	197,331,000.00	26,624,988.00	0.00	0.00	223,955,988.00	49,062,773.42	0.00	0.00	0.00	49,062,773.42	34,223,714.99	0.00	0.00	0.00	34,223,714.99	0.00	174,993,214.58	0.00	14,839,058.43
PS		109,980,000.00	624,988.00	110,604,988.00	109,980,000.00	624,988.00	0.00	0.00	110,604,988.00	25,313,405.98	0.00	0.00	0.00	25,313,405.98	24,663,632.20	0.00	0.00	0.00	24,663,632.20	0.00	85,291,582.02	0.00	849,773.78
MOOE		87,351,000.00	26,000,000.00	113,351,000.00	87,351,000.00	26,000,000.00	0.00	0.00	113,351,000.00	23,749,367.44	0.00	0.00	0.00	23,749,367.44	9,560,082.79	0.00	0.00	0.00	9,560,082.79	0.00	86,601,632.56	0.00	14,189,284.65
Recapitulation by OO:																							
I. Agency Specific Budget		119,113,000.00	26,000,000.00	145,113,000.00	119,113,000.00	26,000,000.00	0.00	0.00	145,113,000.00	27,337,113.80	0.00	0.00	0.00	27,337,113.80	18,867,199.31	0.00	0.00	0.00	18,867,199.31	0.00	117,775,886.20	0.00	8,469,914.49

Department : Department of Agriculture (DA)
 Agency/Entity : Fertilizer and Pesticide Authority
 Operating Unit : < not applicable >
 Organization Code (UACS) : 05 005 000000
 Fund Cluster : 01 - Regular Agency Fund

X	Current Year Appropriations
	Supplemental Appropriations
	Continuing Appropriations

(e.g. UACS Fund Cluster: 01-Regular Agency Fund, 02-Foreign Assisted Projects Fund, 03-Special Account-Locally Funded/Domestic Grants Fund, and 04-Special Account-Foreign Assisted/Foreign Grants Fund)

Particulars	UACS CODE	Appropriations			Allotments			Current Year Obligations					Current Year Disbursements				Balances						
		Authorized Appropriations	Adjustments (Transfer To/From, Modifications/ Augmentations)	Adjusted Appropriations	Allotments Received	Adjustments (Reductions, Modifications/ Augmentations)	Transfer To	Transfer From	Adjusted Allotments	1st Quarter Ending March 31	2nd Quarter Ending June 30	3rd Quarter Ending September 30	4th Quarter Ending December 31	Total	1st Quarter Ending March 31	2nd Quarter Ending June 30	3rd Quarter Ending September 30	4th Quarter Ending December 31	Total	Unreleased Appropriations	Unobligated Allotments	Unpaid Obligations (15-20)=(23+24)	
																						Due and Demandable	Not Yet Due and Demandable
1	2	3	4	5=(3+4)	6	7	8	9	10=(8+(-)7)-9	11	12	13	14	15=(11+12+13+14)	16	17	18	19	20=(16+17+18+19)	21	22	23	24
FERTILIZER AND PESTICIDE REGULATORY PROGRAM		119,113,000.00	26,000,000.00	145,113,000.00	119,113,000.00	26,000,000.00	0.00	0.00	145,113,000.00	27,337,113.80	0.00	0.00	0.00	27,337,113.80	18,867,199.31	0.00	0.00	0.00	18,867,199.31	0.00	117,775,886.20	0.00	8,469,914.49

Certified Correct:
 ERAMAE V. INOCENCIO
 Chief, Budget Section

Certified Correct:
 SHIENA LYN B. ATIENZA
 Chief, Accounting Section

Recommending Approval By:
 GINA C. TOBIMBANG
 Chief, FAD

Approved By:
 JULIETA B. SANSANOGAN
 Executive Director III

STATEMENT OF APPROPRIATIONS, ALLOTMENTS, OBLIGATIONS, DISBURSEMENTS AND BALANCES

As at the Quarter Ending March 31, 2024

Department : Department of Agriculture (DA)
 Agency/Entity : Fertilizer and Pesticide Authority
 Operating Unit : < not applicable >
 Organization Code (UACS) : 05 005 0000000
 Fund Cluster : 01 - Regular Agency Fund

	Current Year Appropriations
	Supplemental Appropriations
X	Continuing Appropriations

(e.g. UACS Fund Cluster: 01-Regular Agency Fund, 02-Foreign Assisted Projects Fund, 03-Special Account-Locally Funded/Domestic Grants Fund, and 04-Special Account-Foreign Assisted/Foreign Grants Fund)

Particulars	UACS CODE	Appropriations			Allotments							Current Year Obligations				Current Year Disbursements				Balances					
		Authorized Appropriations	Adjustments (Transfer To/From, Modifications)	Adjusted Appropriations	Allotments		Adjustments (Reductions, Modifications/Augmentations)	Transfer To	Transfer From	Adjusted Allotments	1st Quarter Ending March 31	2nd Quarter Ending June 30	3rd Quarter Ending September 30	4th Quarter Ending December 31	Total	1st Quarter Ending March 31	2nd Quarter Ending June 30	3rd Quarter Ending September 30	4th Quarter Ending December 31	Total	Unused Funds		Unpaid Obligations		
					SARO	Unobligated															Unreleased Appropriations	Unobligated Allotments	Due and Demandable	Not Yet Due and Demandable	
																									22=(5+11)
1	2	3	4	5=(3+4)	6	7	8	9	10	11=(9)+(-)(9)+(+)(9)	12	13	14	15	16=(12+13+14+15)	17	18	19	20	21=(17+18+19+20)	22=(5+11)	23=(11-18)	24	25	
Unobligated Allotment		0.00	0.00	0.00	0.00	3,038,646.71	0.00	0.00	0.00	3,038,646.71	0.00	0.00	0.00	0.00	0.00	0.00	0.00	0.00	0.00	0.00	0.00	0.00	3,038,646.71	0.00	0.00
I. Agency Specific Budget		0.00	0.00	0.00	0.00	3,038,646.71	0.00	0.00	0.00	3,038,646.71	0.00	0.00	0.00	0.00	0.00	0.00	0.00	0.00	0.00	0.00	0.00	0.00	3,038,646.71	0.00	0.00
General Administration and Support	10000000000000000000	0.00	0.00	0.00	0.00	2,378,038.49	0.00	0.00	0.00	2,378,038.49	0.00	0.00	0.00	0.00	0.00	0.00	0.00	0.00	0.00	0.00	0.00	0.00	2,378,038.49	0.00	0.00
General Management and Supervision	1000001000010000000000	0.00	0.00	0.00	0.00	2,378,038.49	0.00	0.00	0.00	2,378,038.49	0.00	0.00	0.00	0.00	0.00	0.00	0.00	0.00	0.00	0.00	0.00	0.00	2,378,038.49	0.00	0.00
MOOE	n	0.00	0.00	0.00	0.00	2,378,038.49	0.00	0.00	0.00	2,378,038.49	0.00	0.00	0.00	0.00	0.00	0.00	0.00	0.00	0.00	0.00	0.00	0.00	2,378,038.49	0.00	0.00
Sub-Total, General Administration and Support		0.00	0.00	0.00	0.00	2,378,038.49	0.00	0.00	0.00	2,378,038.49	0.00	0.00	0.00	0.00	0.00	0.00	0.00	0.00	0.00	0.00	0.00	0.00	2,378,038.49	0.00	0.00
PS		0.00	0.00	0.00	0.00	0.00	0.00	0.00	0.00	0.00	0.00	0.00	0.00	0.00	0.00	0.00	0.00	0.00	0.00	0.00	0.00	0.00	0.00	0.00	0.00
MOOE		0.00	0.00	0.00	0.00	2,378,038.49	0.00	0.00	0.00	2,378,038.49	0.00	0.00	0.00	0.00	0.00	0.00	0.00	0.00	0.00	0.00	0.00	0.00	2,378,038.49	0.00	0.00
FinEx (if Applicable)		0.00	0.00	0.00	0.00	0.00	0.00	0.00	0.00	0.00	0.00	0.00	0.00	0.00	0.00	0.00	0.00	0.00	0.00	0.00	0.00	0.00	0.00	0.00	0.00
CO		0.00	0.00	0.00	0.00	0.00	0.00	0.00	0.00	0.00	0.00	0.00	0.00	0.00	0.00	0.00	0.00	0.00	0.00	0.00	0.00	0.00	0.00	0.00	0.00
Operations	300000000000000000000000	0.00	0.00	0.00	0.00	660,608.22	0.00	0.00	0.00	660,608.22	0.00	0.00	0.00	0.00	0.00	0.00	0.00	0.00	0.00	0.00	0.00	0.00	660,608.22	0.00	0.00
UU : Fertilizer and pesticide products and handlers regulated PERTILIZER AND PESTICIDE REGULATORY PROGRAM	n	0.00	0.00	0.00	0.00	660,608.22	0.00	0.00	0.00	660,608.22	0.00	0.00	0.00	0.00	0.00	0.00	0.00	0.00	0.00	0.00	0.00	0.00	660,608.22	0.00	0.00
Quality Control and Inspection	3101001000010000000000	0.00	0.00	0.00	0.00	381,853.50	0.00	0.00	0.00	381,853.50	0.00	0.00	0.00	0.00	0.00	0.00	0.00	0.00	0.00	0.00	0.00	0.00	381,853.50	0.00	0.00
MOOE	n	0.00	0.00	0.00	0.00	310,032.10	0.00	0.00	0.00	310,032.10	0.00	0.00	0.00	0.00	0.00	0.00	0.00	0.00	0.00	0.00	0.00	0.00	310,032.10	0.00	0.00
CO		0.00	0.00	0.00	0.00	71,821.40	0.00	0.00	0.00	71,821.40	0.00	0.00	0.00	0.00	0.00	0.00	0.00	0.00	0.00	0.00	0.00	0.00	71,821.40	0.00	0.00
Registration and Licensing	3101001000020000000000	0.00	0.00	0.00	0.00	278,754.72	0.00	0.00	0.00	278,754.72	0.00	0.00	0.00	0.00	0.00	0.00	0.00	0.00	0.00	0.00	0.00	0.00	278,754.72	0.00	0.00
MOOE	n	0.00	0.00	0.00	0.00	278,754.72	0.00	0.00	0.00	278,754.72	0.00	0.00	0.00	0.00	0.00	0.00	0.00	0.00	0.00	0.00	0.00	0.00	278,754.72	0.00	0.00
Sub-Total, Operations		0.00	0.00	0.00	0.00	660,608.22	0.00	0.00	0.00	660,608.22	0.00	0.00	0.00	0.00	0.00	0.00	0.00	0.00	0.00	0.00	0.00	0.00	660,608.22	0.00	0.00
PS		0.00	0.00	0.00	0.00	0.00	0.00	0.00	0.00	0.00	0.00	0.00	0.00	0.00	0.00	0.00	0.00	0.00	0.00	0.00	0.00	0.00	0.00	0.00	0.00
MOOE		0.00	0.00	0.00	0.00	588,786.82	0.00	0.00	0.00	588,786.82	0.00	0.00	0.00	0.00	0.00	0.00	0.00	0.00	0.00	0.00	0.00	0.00	588,786.82	0.00	0.00
FinEx (if Applicable)		0.00	0.00	0.00	0.00	0.00	0.00	0.00	0.00	0.00	0.00	0.00	0.00	0.00	0.00	0.00	0.00	0.00	0.00	0.00	0.00	0.00	0.00	0.00	0.00
CO		0.00	0.00	0.00	0.00	71,821.40	0.00	0.00	0.00	71,821.40	0.00	0.00	0.00	0.00	0.00	0.00	0.00	0.00	0.00	0.00	0.00	0.00	71,821.40	0.00	0.00
Sub-Total, I. Agency Specific Budget		0.00	0.00	0.00	0.00	3,038,646.71	0.00	0.00	0.00	3,038,646.71	0.00	0.00	0.00	0.00	0.00	0.00	0.00	0.00	0.00	0.00	0.00	0.00	3,038,646.71	0.00	0.00
PS		0.00	0.00	0.00	0.00	0.00	0.00	0.00	0.00	0.00	0.00	0.00	0.00	0.00	0.00	0.00	0.00	0.00	0.00	0.00	0.00	0.00	0.00	0.00	0.00
MOOE		0.00	0.00	0.00	0.00	2,966,825.31	0.00	0.00	0.00	2,966,825.31	0.00	0.00	0.00	0.00	0.00	0.00	0.00	0.00	0.00	0.00	0.00	0.00	2,966,825.31	0.00	0.00
FinEx (if Applicable)		0.00	0.00	0.00	0.00	0.00	0.00	0.00	0.00	0.00	0.00	0.00	0.00	0.00	0.00	0.00	0.00	0.00	0.00	0.00	0.00	0.00	0.00	0.00	0.00
CO		0.00	0.00	0.00	0.00	71,821.40	0.00	0.00	0.00	71,821.40	0.00	0.00	0.00	0.00	0.00	0.00	0.00	0.00	0.00	0.00	0.00	0.00	71,821.40	0.00	0.00

Department : Department of Agriculture (DA)
 Agency/Entity : Fertilizer and Pesticide Authority
 Operating Unit : < not applicable >
 Organization Code (UACS) : 05 005 0000000
 Fund Cluster : 01 - Regular Agency Fund
 (e.g. UACS Fund Cluster: 01-Regular Agency Fund, 02-Foreign Assisted Projects Fund, 03-Special Account-Locally Funded/Domestic Grants Fund, and 04-Special Account-Foreign Assisted/Foreign Grants Fund)

	Current Year Appropriations
	Supplemental Appropriations
X	Continuing Appropriations

Particulars	UACS CODE	Appropriations		Allotments							Current Year Obligations					Current Year Disbursements					Balances													
		Authorized Appropriations	Adjustments (Transfer To/From, Modifications/)	Adjusted Appropriations	Allotments		Adjustments (Reductions, Modifications/ Augmentations)	Transfer To	Transfer From	Adjusted Allotments	1st Quarter Ending March 31	2nd Quarter Ending June 30	3rd Quarter Ending September 30	4th Quarter Ending December 31	Total	1st Quarter Ending March 31	2nd Quarter Ending June 30	3rd Quarter Ending September 30	4th Quarter Ending December 31	Total	Unused Funds		Unpaid Obligations (16-21)=(24+25)											
					SARO	Unobligated															22=(5-11)	23=(1-14)	24	25										
GRAND TOTAL		0.00	0.00	0.00	0.00	3,038,646.71	0.00	0.00	0.00	3,038,646.71	0.00	0.00	0.00	0.00	0.00	0.00	0.00	0.00	0.00	0.00	0.00	0.00	0.00	0.00	0.00	0.00	0.00	0.00	0.00	0.00	0.00	0.00	0.00	
PS		0.00	0.00	0.00	0.00	0.00	0.00	0.00	0.00	0.00	0.00	0.00	0.00	0.00	0.00	0.00	0.00	0.00	0.00	0.00	0.00	0.00	0.00	0.00	0.00	0.00	0.00	0.00	0.00	0.00	0.00	0.00	0.00	
MOOE		0.00	0.00	0.00	0.00	2,966,825.31	0.00	0.00	0.00	2,966,825.31	0.00	0.00	0.00	0.00	0.00	0.00	0.00	0.00	0.00	0.00	0.00	0.00	0.00	0.00	0.00	0.00	0.00	0.00	0.00	0.00	0.00	0.00	0.00	
FinEx (If Applicable)		0.00	0.00	0.00	0.00	0.00	0.00	0.00	0.00	0.00	0.00	0.00	0.00	0.00	0.00	0.00	0.00	0.00	0.00	0.00	0.00	0.00	0.00	0.00	0.00	0.00	0.00	0.00	0.00	0.00	0.00	0.00	0.00	
CO		0.00	0.00	0.00	0.00	71,821.40	0.00	0.00	0.00	71,821.40	0.00	0.00	0.00	0.00	0.00	0.00	0.00	0.00	0.00	0.00	0.00	0.00	0.00	0.00	0.00	0.00	0.00	0.00	0.00	0.00	0.00	0.00	0.00	
Recapitulation by OO:																																		
Unobligated Allotment		0.00	0.00	0.00	0.00	660,608.22	0.00	0.00	0.00	660,608.22	0.00	0.00	0.00	0.00	0.00	0.00	0.00	0.00	0.00	0.00	0.00	0.00	0.00	0.00	0.00	0.00	0.00	0.00	0.00	0.00	0.00	0.00	0.00	
L Agency Specific Budget		0.00	0.00	0.00	0.00	660,608.22	0.00	0.00	0.00	660,608.22	0.00	0.00	0.00	0.00	0.00	0.00	0.00	0.00	0.00	0.00	0.00	0.00	0.00	0.00	0.00	0.00	0.00	0.00	0.00	0.00	0.00	0.00	0.00	0.00
FERTILIZER AND PESTICIDE REGULATORY PROGRAM		0.00	0.00	0.00	0.00	660,608.22	0.00	0.00	0.00	660,608.22	0.00	0.00	0.00	0.00	0.00	0.00	0.00	0.00	0.00	0.00	0.00	0.00	0.00	0.00	0.00	0.00	0.00	0.00	0.00	0.00	0.00	0.00	0.00	0.00

[Signature]
 BRIGIDAE V. INOCENCIO
 Chief, Budget Section
 Date: April 25, 2024 09:13 AM

[Signature]
 SHIENA L. N. D. AMENZA
 Chief, Accounting Section
 Date: April 25, 2024 09:13 AM

Recommended Approval By:
[Signature]
 GINA C. TOMIMBANG
 Chief, FA
 Date: April 25, 2024 09:15 AM

[Signature]
 LETA B. LANSANGAN
 Executive Director III
 Date: April 25, 2024 09:23 AM

SUMMARY OF APPROPRIATIONS, ALLOTMENTS, OBLIGATIONS, DISBURSEMENTS AND BALANCES BY OBJECT OF EXPENDITURES
As at the Quarter Ending March 31, 2024

Department : Department of Agriculture (DA)
Agency/Entity : Fertilizer and Pesticide Authority
Operating Unit : < not applicable >
Organization Code (UACS) : 05 005 000000
Fund Cluster : 01 - Regular Agency Fund
(e.g. UACS Fund Cluster: 01-Regular Agency Fund, 02-Foreign Assisted Projects Fund, 03-Special Account-Locally Funded/Domestic Grants Fund, and 04-Special Account-Foreign Assisted/Foreign Grants Fund)

Table with 2 columns: Category and Amount. X Current Year Appropriations, Supplemental Appropriations, Continuing Appropriations.

Main data table with columns: Particulars, UACS CODE, Appropriations, Allotments, Obligations, Disbursements, Balances. Includes rows for SUMMARY, A. AGENCY SPECIFIC BUDGET, Personnel Services, Salaries and Wages, etc.

Department : Department of Agriculture (DA)
 Agency/Entity : Fertilizer and Pesticide Authority
 Operating Unit : < not applicable >
 Organization Code (UACS) : 05 005 0000000
 Fund Cluster : 01 - Regular Agency Fund

X	Current Year Appropriations
	Supplemental Appropriations
	Continuing Appropriations

(e.g. UACS Fund Cluster: 01-Regular Agency Fund, 02-Foreign Assisted Projects Fund, 03-Special Account-Locally Funded/Domestic Grants Fund, and 04-Special Account-Foreign Assisted/Foreign Grants Fund)

Particulars	UACS CODE	Appropriations					Allotments				Obligations				Total	Disbursements				Balances			
		Authorized Appropriations	Adjustments (Transfer To/From, Modifications/)	Adjusted Appropriations	Allotments Received	Adjustments (Reductions, Modifications/ Augmentations)	Transfer To	Transfer From	Adjusted Allotments	1st Quarter Ending March 31	2nd Quarter Ending June 30	3rd Quarter Ending September 30	4th Quarter Ending December 31	1st Quarter Ending March 31		2nd Quarter Ending June 30	3rd Quarter Ending September 30	4th Quarter Ending December 31	Total	Unreleased Appropriations	Unobligated Allotments	Unpaid Obligations (15-20)=(23+24)	
																						Due and Demandable	Not Yet Due and Demandable
Office Supplies Expenses	5020301000	2,072,000.00	0.00	2,072,000.00	2,072,000.00	0.00	0.00	2,072,000.00	246,815.29	0.00	0.00	0.00	246,815.29	233,704.57	0.00	0.00	0.00	233,704.57	0.00	1,825,384.71	0.00	12,910.72	
Office Supplies Expenses	5020301002	2,072,000.00	0.00	2,072,000.00	2,072,000.00	0.00	0.00	2,072,000.00	246,815.29	0.00	0.00	0.00	246,815.29	233,704.57	0.00	0.00	0.00	233,704.57	0.00	1,825,384.71	0.00	12,910.72	
Accountable Forms Expenses	5020302000	900,000.00	0.00	900,000.00	900,000.00	0.00	0.00	900,000.00	492,576.00	0.00	0.00	0.00	492,576.00	232,890.00	0.00	0.00	0.00	232,890.00	0.00	497,424.00	0.00	259,696.00	
Medical, Dental and Laboratory Supplies Expenses	5020308000	810,000.00	88,454.00	898,454.00	810,000.00	88,454.00	0.00	898,454.00	134,454.00	0.00	0.00	0.00	134,454.00	59,280.00	0.00	0.00	0.00	59,280.00	0.00	784,000.00	0.00	75,174.00	
Fuel, Oil and Lubricants Expenses	5020309000	5,360,000.00	0.00	5,360,000.00	5,360,000.00	0.00	0.00	5,360,000.00	5,067,284.94	0.00	0.00	0.00	5,067,284.94	655,936.37	0.00	0.00	0.00	655,936.37	0.00	282,715.06	0.00	4,411,348.57	
Semi-Expendable Machinery and Equipment	5020321000	32,000.00	182,055.60	214,055.60	32,000.00	182,055.60	0.00	214,055.60	182,055.60	0.00	0.00	0.00	182,055.60	85,065.60	0.00	0.00	0.00	85,065.60	0.00	32,000.00	0.00	96,990.00	
Office Equipment	5020321002	0.00	96,990.00	96,990.00	0.00	96,990.00	0.00	96,990.00	96,990.00	0.00	0.00	0.00	96,990.00	0.00	0.00	0.00	0.00	0.00	0.00	0.00	0.00	96,990.00	
Information and Communications Technology Equipment	5020321003	0.00	85,065.60	85,065.60	0.00	85,065.60	0.00	85,065.60	0.00	0.00	0.00	0.00	85,065.60	85,065.60	0.00	0.00	0.00	85,065.60	0.00	0.00	0.00	0.00	
Other Machinery and Equipment	5020321099	32,000.00	0.00	32,000.00	32,000.00	0.00	0.00	32,000.00	0.00	0.00	0.00	0.00	0.00	0.00	0.00	0.00	0.00	0.00	0.00	32,000.00	0.00	0.00	
Semi-Expendable Furniture, Fixtures and Books	5020322000	240,000.00	50,333.60	290,333.60	240,000.00	50,333.60	0.00	290,333.60	50,333.60	0.00	0.00	0.00	50,333.60	41,333.60	0.00	0.00	0.00	41,333.60	0.00	240,000.00	0.00	9,000.00	
Furniture and Fixtures	5020322001	240,000.00	50,333.60	290,333.60	240,000.00	50,333.60	0.00	290,333.60	50,333.60	0.00	0.00	0.00	50,333.60	41,333.60	0.00	0.00	0.00	41,333.60	0.00	240,000.00	0.00	9,000.00	
Other Supplies and Materials Expenses	5020399000	459,000.00	38,037.36	495,037.36	459,000.00	38,037.36	0.00	495,037.36	79,653.43	0.00	0.00	0.00	79,653.43	79,653.43	0.00	0.00	0.00	79,653.43	0.00	415,383.93	0.00	0.00	
Utility Expenses	5020401000	6,586,000.00	35,595.19	6,621,595.19	6,586,000.00	35,595.19	0.00	6,621,595.19	888,270.93	0.00	0.00	0.00	888,270.93	789,876.87	0.00	0.00	0.00	789,876.87	0.00	5,733,324.26	0.00	98,394.06	
Water Expenses	5020401000	814,000.00	3,569.65	817,569.65	814,000.00	3,569.65	0.00	817,569.65	142,104.90	0.00	0.00	0.00	142,104.90	74,103.16	0.00	0.00	0.00	74,103.16	0.00	5,075,859.51	0.00	30,392.32	
Electricity Expenses	5020402000	5,772,000.00	32,025.54	5,804,025.54	5,772,000.00	32,025.54	0.00	5,804,025.54	746,168.03	0.00	0.00	0.00	746,168.03	715,773.71	0.00	0.00	0.00	715,773.71	0.00	2,288,985.94	0.00	44,418.24	
Communication Expenses	5020501000	2,818,000.00	22,906.00	2,840,906.00	2,818,000.00	22,906.00	0.00	2,840,906.00	551,940.06	0.00	0.00	0.00	551,940.06	507,521.82	0.00	0.00	0.00	507,521.82	0.00	2,288,985.94	0.00	44,418.24	
Postage and Courier Services	5020501000	522,000.00	22,906.00	544,906.00	522,000.00	22,906.00	0.00	544,906.00	50,640.00	0.00	0.00	0.00	50,640.00	46,313.50	0.00	0.00	0.00	46,313.50	0.00	494,286.00	0.00	4,326.50	
Telephone Expenses	5020502000	1,928,000.00	0.00	1,928,000.00	1,928,000.00	0.00	0.00	1,928,000.00	431,894.49	0.00	0.00	0.00	431,894.49	409,541.92	0.00	0.00	0.00	409,541.92	0.00	1,496,105.51	0.00	22,352.57	
Mobile	5020502001	1,480,000.00	0.00	1,480,000.00	1,480,000.00	0.00	0.00	1,480,000.00	359,400.00	0.00	0.00	0.00	359,400.00	359,400.00	0.00	0.00	0.00	359,400.00	0.00	1,126,600.00	0.00	0.00	
Landline	5020502002	448,000.00	0.00	448,000.00	448,000.00	0.00	0.00	448,000.00	72,494.49	0.00	0.00	0.00	72,494.49	50,141.92	0.00	0.00	0.00	50,141.92	0.00	375,505.51	0.00	22,352.57	
Internet Subscription Expenses	5020503000	368,000.00	0.00	368,000.00	368,000.00	0.00	0.00	368,000.00	69,405.57	0.00	0.00	0.00	69,405.57	51,666.40	0.00	0.00	0.00	51,666.40	0.00	296,594.43	0.00	17,738.17	
Awards/Rewards and Prizes	5020601000	235,000.00	0.00	235,000.00	235,000.00	0.00	0.00	235,000.00	0.00	0.00	0.00	0.00	0.00	0.00	0.00	0.00	0.00	0.00	0.00	235,000.00	0.00	0.00	
Awards/Rewards Expenses	5020601001	235,000.00	0.00	235,000.00	235,000.00	0.00	0.00	235,000.00	0.00	0.00	0.00	0.00	0.00	0.00	0.00	0.00	0.00	0.00	0.00	235,000.00	0.00	0.00	
Confidential, Intelligence and Extraordinary	5021003000	136,000.00	0.00	136,000.00	136,000.00	0.00	0.00	136,000.00	34,000.00	0.00	0.00	0.00	34,000.00	34,000.00	0.00	0.00	0.00	34,000.00	0.00	102,000.00	0.00	0.00	
Extraordinary and Miscellaneous Expenses	5021003000	136,000.00	0.00	136,000.00	136,000.00	0.00	0.00	136,000.00	34,000.00	0.00	0.00	0.00	34,000.00	34,000.00	0.00	0.00	0.00	34,000.00	0.00	102,000.00	0.00	0.00	
Professional Services	5021101000	29,487,000.00	(900,141.13)	28,586,858.87	29,487,000.00	(900,141.13)	0.00	28,586,858.87	8,068,865.16	0.00	0.00	0.00	8,068,865.16	3,219,971.82	0.00	0.00	0.00	3,219,971.82	0.00	26,517,993.71	0.00	4,848,893.54	
Legal Services	5021101000	49,000.00	3,400.00	52,400.00	49,000.00	3,400.00	0.00	52,400.00	14,150.00	0.00	0.00	0.00	14,150.00	14,150.00	0.00	0.00	0.00	14,150.00	0.00	38,250.00	0.00	0.00	
Auditing Services	5021102000	80,000.00	0.00	80,000.00	80,000.00	0.00	0.00	80,000.00	0.00	0.00	0.00	0.00	0.00	0.00	0.00	0.00	0.00	0.00	0.00	80,000.00	0.00	0.00	
Other Professional Services	5021199000	29,358,000.00	(903,541.13)	28,454,458.87	29,358,000.00	(903,541.13)	0.00	28,454,458.87	8,054,715.16	0.00	0.00	0.00	8,054,715.16	3,205,821.82	0.00	0.00	0.00	3,205,821.82	0.00	20,399,743.71	0.00	4,848,893.54	
General Services	5021202000	1,950,000.00	156,941.39	2,106,941.39	1,950,000.00	156,941.39	0.00	2,106,941.39	2,106,941.39	0.00	0.00	0.00	2,106,941.39	240,592.70	0.00	0.00	0.00	240,592.70	0.00	1,666,348.69	0.00	1,866,348.69	
Janitorial Services	5021202000	950,000.00	89,768.34	1,039,768.34	950,000.00	89,768.34	0.00	1,039,768.34	1,039,768.34	0.00	0.00	0.00	1,039,768.34	159,032.76	0.00	0.00	0.00	159,032.76	0.00	880,735.58	0.00	895,613.11	
Security Services	5021203000	1,000,000.00	67,173.05	1,067,173.05	1,000,000.00	67,173.05	0.00	1,067,173.05	81,559.94	0.00	0.00	0.00	81,559.94	0.00	0.00	0.00	0.00	81,559.94	0.00	30,000,000.00	0.00	0.00	
Repairs and Maintenance	5021304000	12,505,000.00	212,940.00	12,717,940.00	12,505,000.00	212,940.00	0.00	12,717,940.00	1,673,416.37	0.00	0.00	0.00	1,673,416.37	1,291,227.27	0.00	0.00	0.00	1,291,227.27	0.00	11,044,523.83	0.00	382,189.10	
Repairs and Maintenance - Buildings and Other	5021304000	10,361,000.00	17,560.00	10,378,560.00	10,361,000.00	17,560.00	0.00	10,378,560.00	975,126.00	0.00	0.00	0.00	975,126.00	727,818.75	0.00	0.00	0.00	727,818.75	0.00	9,403,434.00	0.00	247,307.25	
Buildings	5021304001	10,361,000.00	17,560.00	10,378,560.00	10,361,000.00	17,560.00	0.00	10,378,560.00	975,126.00	0.00	0.00	0.00	975,126.00	727,818.75	0.00	0.00	0.00	727,818.75	0.00	9,403,434.00	0.00	247,307.25	
Repairs and Maintenance - Machinery and	5021305000	863,000.00	195,380.00	1,058,380.00	863,000.00	195,380.00	0.00	1,058,380.00	195,380.00	0.00	0.00	0.00	195,380.00	123,100.00	0.00	0.00	0.00	123,100.00	0.00	863,000.00	0.00	72,280.00	
Machinery	5021305001	863,000.00	0.00	863,000.00	863,000.00	0.00	0.00	863,000.00	0.00	0.00	0.00	0.00	0.00	0.00	0.00	0.00	0.00	0.00	0.00	863,000.00	0.00	0.00	
Office Equipment	5021305002	0.00	120,000.00	120,000.00	0.00	120,000.00	0.00	120,000.00	120,000.00	0.00	0.00	0.00	120,000.00	120,000.00	0.00	0.00	0.00	120,000.00	0.00	0.00			

Department : Department of Agriculture (DA)
 Agency/Entity : Fertilizer and Pesticide Authority
 Operating Unit : < not applicable >
 Organization Code (UACS) : 05 005 0000000
 Fund Cluster : 01 - Regular Agency Fund

X	Current Year Appropriations
	Supplemental Appropriations
	Continuing Appropriations

(e.g. UACS Fund Cluster: 01-Regular Agency Fund, 02-Foreign Assisted Projects Fund, 03-Special Account-Locally Funded/Domestic Grants Fund, and 04-Special Account-Foreign Assisted/Foreign Grants Fund)

Particulars	UACS CODE	Appropriations					Allotments			Obligations					Disbursements					Balances			
		Authorized Appropriations	Adjustments (Transfer To/From, Modifications)	Adjusted Appropriations	Allotments Received	Adjustments (Reductions, Modifications, Augmentations)	Transfer To	Transfer From	Adjusted Allotments	1st Quarter Ending March 31	2nd Quarter Ending June 30	3rd Quarter Ending September 30	4th Quarter Ending December 31	Total	1st Quarter Ending March 31	2nd Quarter Ending June 30	3rd Quarter Ending September 30	4th Quarter Ending December 31	Total	Unreleased Appropriations	Unobligated Allotments	Unpaid Obligations (15-20)=(23+24)	
		3	4	5=(3+4)	6	7	8	9	10=(8+9)	11	12	13	14	15=(11+12+13+14)	16	17	18	19	20=(16+17+18+19)	21=(5-10)	22=(6-15)	23	24
Transportation and Delivery Expenses	5029904000	152,000.00	15,000.00	167,000.00	152,000.00	15,000.00	0.00	0.00	167,000.00	27,914.00	0.00	0.00	0.00	27,914.00	0.00	0.00	0.00	0.00	27,914.00	0.00	139,086.00	0.00	0.00
Rent/Lease Expenses	5029905000	2,043,000.00	41,876.68	2,084,876.68	2,043,000.00	41,876.68	0.00	0.00	2,084,876.68	2,084,876.68	0.00	0.00	0.00	2,084,876.68	354,954.75	0.00	0.00	0.00	354,954.75	0.00	0.00	0.00	1,729,921.93
Rents - Building and Structures	5029805001	1,843,000.00	25,476.68	1,868,476.68	1,843,000.00	25,476.68	0.00	0.00	1,868,476.68	1,868,476.68	0.00	0.00	0.00	1,868,476.68	345,354.75	0.00	0.00	0.00	345,354.75	0.00	0.00	0.00	1,523,121.93
Rents - Equipment	5029805004	200,000.00	16,400.00	216,400.00	200,000.00	16,400.00	0.00	0.00	216,400.00	216,400.00	0.00	0.00	0.00	216,400.00	9,600.00	0.00	0.00	0.00	9,600.00	0.00	0.00	0.00	206,800.00
Subscription Expenses	5029907000	913,000.00	0.00	913,000.00	913,000.00	0.00	0.00	0.00	913,000.00	12,814.72	0.00	0.00	0.00	12,814.72	12,576.72	0.00	0.00	0.00	12,576.72	0.00	900,185.28	0.00	238.00
Other Subscription Expenses	5029907099	913,000.00	0.00	913,000.00	913,000.00	0.00	0.00	0.00	913,000.00	12,814.72	0.00	0.00	0.00	12,814.72	12,576.72	0.00	0.00	0.00	12,576.72	0.00	900,185.28	0.00	238.00
Other Maintenance and Operating Expenses	5029999000	70,000.00	0.00	70,000.00	70,000.00	0.00	0.00	0.00	70,000.00	0.00	0.00	0.00	0.00	0.00	0.00	0.00	0.00	0.00	0.00	0.00	70,000.00	0.00	0.00
Other Maintenance and Operating Expenses	5029999099	70,000.00	0.00	70,000.00	70,000.00	0.00	0.00	0.00	70,000.00	0.00	0.00	0.00	0.00	0.00	0.00	0.00	0.00	0.00	0.00	0.00	70,000.00	0.00	0.00
B. AUTOMATIC APPROPRIATIONS		8,821,000.00	0.00	8,821,000.00	8,821,000.00	0.00	0.00	0.00	8,821,000.00	2,281,895.21	0.00	0.00	0.00	2,281,895.21	2,281,895.21	0.00	0.00	0.00	2,281,895.21	0.00	6,539,104.79	0.00	0.00
Retirement and Life Insurance Premiums		8,821,000.00	0.00	8,821,000.00	8,821,000.00	0.00	0.00	0.00	8,821,000.00	2,281,895.21	0.00	0.00	0.00	2,281,895.21	2,281,895.21	0.00	0.00	0.00	2,281,895.21	0.00	6,539,104.79	0.00	0.00
C. SPECIAL PURPOSE FUNDS		0.00	624,988.00	624,988.00	0.00	624,988.00	0.00	0.00	624,988.00	438,837.39	0.00	0.00	0.00	438,837.39	438,837.39	0.00	0.00	0.00	438,837.39	0.00	186,150.61	0.00	0.00
Pension and Gratuity Fund		0.00	624,988.00	624,988.00	0.00	624,988.00	0.00	0.00	624,988.00	438,837.39	0.00	0.00	0.00	438,837.39	438,837.39	0.00	0.00	0.00	438,837.39	0.00	186,150.61	0.00	0.00
Other Personnel Benefits	5919489999	0.00	624,988.00	624,988.00	0.00	624,988.00	0.00	0.00	624,988.00	438,837.39	0.00	0.00	0.00	438,837.39	438,837.39	0.00	0.00	0.00	438,837.39	0.00	186,150.61	0.00	0.00
Terminal Leave Benefits		0.00	624,988.00	624,988.00	0.00	624,988.00	0.00	0.00	624,988.00	438,837.39	0.00	0.00	0.00	438,837.39	438,837.39	0.00	0.00	0.00	438,837.39	0.00	186,150.61	0.00	0.00
Terminal Leave Benefits - Civilian	5010403001	0.00	624,988.00	624,988.00	0.00	624,988.00	0.00	0.00	624,988.00	438,837.39	0.00	0.00	0.00	438,837.39	438,837.39	0.00	0.00	0.00	438,837.39	0.00	186,150.61	0.00	0.00
GRAND TOTAL		197,331,000.00	26,824,988.00	223,955,988.00	197,331,000.00	26,824,988.00	0.00	0.00	223,955,988.00	49,062,773.42	0.00	0.00	0.00	49,062,773.42	34,223,714.99	0.00	0.00	0.00	34,223,714.99	0.00	174,893,214.58	0.00	14,839,058.43

Chief, Budget Section
 BRAMAE V. MOGONCIO
 Date: April 25, 2024 09:13 AM

Certifying Officer:
 SHENRYN B. ATIENZA
 Chief, Accounting Section
 Date: April 25, 2024 09:13 AM

Recommending Approval By:
 GINA C. LIMBANG
 Chief, FAD
 Date: April 25, 2024 09:16 AM

Approved By:
 JULIETA S. LANSANGAN
 Executive Director II
 Date: April 25, 2024 09:25 AM

SUMMARY OF APPROPRIATIONS, ALLOTMENTS, OBLIGATIONS, DISBURSEMENTS AND BALANCES BY OBJECT OF EXPENDITURES
As at the Quarter Ending March 31, 2024

Department : Department of Agriculture (DA)
Agency/Entity : Fertilizer and Pesticide Authority
Operating Unit : < not applicable >
Organization Code (UACS) : 05 005 000000
Fund Cluster : 01 - Regular Agency Fund

Current Year Appropriations
Supplemental Appropriations
Continuing Appropriations

(e.g. UACS Fund Cluster: 01-Regular Agency Fund, 02-Foreign Assisted Projects Fund, 03-Special Account-Locally Funded/Domestic Grants Fund, and 04-Special Account-Foreign Assisted/Foreign Grants Fund)

Table with columns for Particulars, UACS CODE, Appropriations, Allotments, Obligations, Disbursements, Balances, and Unpaid Obligations. Includes rows for SUMMARY, Unobligated Allotment, L AGENCY SPECIFIC BUDGET, and various expense categories like Maintenance, Traveling, Training, etc.

Certified Correct:
ERAMAE V. INOCENCIO
Chief, Budget Section
Date: April 25, 2024 09:13 AM

Certified Correct:
SHIENA LYN D. ATIENZA
Chief, Accounting Section
Date: April 25, 2024 09:13 AM

Recommending Approval By:
GINA C. TOMIMBANG
Chief, FAD
Date: April 25, 2024 09:16 AM


Approved:
JULIETA B. LANSANGAN
Executive Director III
Date: April 25, 2024 09:25 AM


List of Allotments and Sub-Allotments
As at the Quarter Ending March 31, 2024


Department : Department of Agriculture (DA)
 Agency/Entity : Fertilizer and Pesticide Authority
 Operating Unit : < not applicable >
 Organization Code (UACS) : 05 005 0000000
 Fund Cluster : 01 - Regular Agency Fund
 (e.g. UACS Fund Cluster: 01-Regular Agency Fund, 02-Foreign Assisted Projects Fund, 03-Special Account-Locally Funded/Domestic Grants Fund, and 04-Special Account-Foreign Assisted/Foreign Grants Fund)


X	Current Year Appropriations
	Supplemental Appropriations
	Continuing Appropriations

No.	Allotments/Sub-Allotments Reference		Funding Source		Allotments/Sub-Allotments received from CO/ROs/OUs					Sub-Allotments to ROs/OUs					Total Allotments/Net of Sub-allotments					
	Number	Date	Description	UACS CODE	PS	MOOE	FinEx	CO	Sub-Total	PS	MOOE	FinEx	CO	Total	PS	MOOE	FinEx	CO	Total	
1	2	3	4	5	6	7	8	9	10=(6+7+8+9)	11	12	13	14	15=(11+12+13+14)	16=(6+11)	17=(7+12)	18=(8+13)	19=(9+14)	20=(16+17+18+19)	
A. Allotments received from DBM																				
1	ATFS-2024-E00002B	2024-01-16	Specific Budgets of National Government Agencies	101101	0.00	26,000,000.00	0.00	0.00	26,000,000.00	0.00	0.00	0.00	0.00	0.00	0.00	26,000,000.00	0.00	0.00	0.00	26,000,000.00
2	GAA Items released through GAA as Allotment Order per Annex A of NBC No. 592	2024-01-11	Specific Budgets of National Government Agencies	101101	101,159,000.00	87,351,000.00	0.00	0.00	188,510,000.00	0.00	0.00	0.00	0.00	0.00	101,159,000.00	87,351,000.00	0.00	0.00	0.00	188,510,000.00
3	Items For Release through GARO per Annex C of NBC No. 592	2024-01-11	Retirement and Life Insurance Premiums	104102	8,821,000.00	0.00	0.00	0.00	8,821,000.00	0.00	0.00	0.00	0.00	0.00	8,821,000.00	0.00	0.00	0.00	0.00	8,821,000.00
4	SARO-BMB-E-24-0000243	2024-02-06	Pension and Gratuity Fund	101407	165,368.00	0.00	0.00	0.00	165,368.00	0.00	0.00	0.00	0.00	0.00	165,368.00	0.00	0.00	0.00	0.00	165,368.00
5	SARO-BMB-E-24-0000840	2024-03-01	Pension and Gratuity Fund	101407	219,981.00	0.00	0.00	0.00	219,981.00	0.00	0.00	0.00	0.00	0.00	219,981.00	0.00	0.00	0.00	0.00	219,981.00
6	SARO-BMB-E-24-0000917	2024-03-05	Pension and Gratuity Fund	101407	53,490.00	0.00	0.00	0.00	53,490.00	0.00	0.00	0.00	0.00	0.00	53,490.00	0.00	0.00	0.00	0.00	53,490.00
7	SARO-BMB-E-24-0001485	2024-03-26	Pension and Gratuity Fund	101407	186,149.00	0.00	0.00	0.00	186,149.00	0.00	0.00	0.00	0.00	0.00	186,149.00	0.00	0.00	0.00	0.00	186,149.00
	Sub-Total				110,604,988.00	113,351,000.00	0.00	0.00	223,955,988.00	0.00	0.00	0.00	0.00	0.00	110,604,988.00	113,351,000.00	0.00	0.00	0.00	223,955,988.00
Total Allotments					110,604,988.00	113,351,000.00	0.00	0.00	223,955,988.00	0.00	0.00	0.00	0.00	0.00	110,604,988.00	113,351,000.00	0.00	0.00	0.00	223,955,988.00
Summary by Funding Source Code:																				
	Specific Budgets of National Government Agencies			101101	101,159,000.00	113,351,000.00	0.00	0.00	214,510,000.00	0.00	0.00	0.00	0.00	0.00	101,159,000.00	113,351,000.00	0.00	0.00	0.00	214,510,000.00
	Pension and Gratuity Fund			101407	624,988.00	0.00	0.00	0.00	624,988.00	0.00	0.00	0.00	0.00	0.00	624,988.00	0.00	0.00	0.00	0.00	624,988.00
	Retirement and Life Insurance Premiums			104102	8,821,000.00	0.00	0.00	0.00	8,821,000.00	0.00	0.00	0.00	0.00	0.00	8,821,000.00	0.00	0.00	0.00	0.00	8,821,000.00

Certified Correct:

ERAMAE V. INOCENCIO
 Chief, Budget Section
 Date: April 11, 2024 10:14 PM

Certified Correct:

SHIENA LYNN D. ATIENZA
 Chief, Accounting Section
 Date: April 11, 2024 10:14 PM

Recommending Approval By:

GINA C. FOMIBANG
 Chief, FAD
 Date: April 25, 2024 09:16 AM

Approved By:

JULIETA B. LANSANGAN
 Executive Director III
 Date: April 25, 2024 09:17 AM