

STATEMENT OF APPROPRIATIONS, ALLOTMENTS, OBLIGATIONS, DISBURSEMENTS AND BALANCES
As at the Quarter Ending December 31, 2023

Department : Department of Agriculture (DA)
 Agency/Entity : Fertilizer and Pesticide Authority
 Operating Unit : < not applicable >
 Organization Code (UACS) : 05 005 0000000
 Fund Cluster : 01 - Regular Agency Fund
 (e.g. UACS Fund Cluster: 01-Regular Agency Fund, 02-Foreign Assisted Projects Fund, 03-Special Account-Locally Funded/Domestic Grants Fund, and 04-Special Account-Foreign Assisted/Foreign Grants Fund)

X	Current Year Appropriations
	Supplemental Appropriations
	Continuing Appropriations

Particulars	UACS CODE	Appropriations			Allotments					Current Year Obligations				Current Year Disbursements				Balances					
		Authorized Appropriations	Adjustments (Transfer To/From, Modifications/ Augmentations)	Adjusted Appropriations	Allotments Received	Adjustments (Reductions, Modifications/ Augmentations)	Transfer To	Transfer From	Adjusted Allotments	1st Quarter Ending March 31	2nd Quarter Ending June 30	3rd Quarter Ending September 30	4th Quarter Ending December 31	Total	1st Quarter Ending March 31	2nd Quarter Ending June 30	3rd Quarter Ending September 30	4th Quarter Ending December 31	Total	Unreleased Appropriations	Unobligated Allotments	Unpaid Obligations (15-20)=(23+24)	
		3	4	5=(3+4)	6	7	8	9	10=(8+(-)-7)-6+9	11	12	13	14	15=(11+12+13+14)	16	17	18	19	20=(16+17+18+19)	21	22	23	24
I. Agency Specific Budget		250,102,000.00	0.00	250,102,000.00	250,102,000.00	0.00	0.00	0.00	250,102,000.00	55,392,979.89	119,583,091.85	40,948,594.46	31,137,960.89	247,062,826.89	31,180,957.51	129,157,642.09	42,565,631.74	39,648,262.52	242,552,493.86	0.00	3,039,373.11	4,050,335.21	459,797.82
General Administration and Support	1000000000000000	138,304,000.00	0.00	138,304,000.00	138,304,000.00	0.00	0.00	0.00	138,304,000.00	17,568,296.63	93,234,425.10	14,759,739.05	10,362,775.05	135,925,235.83	10,354,618.60	95,244,620.26	14,027,708.80	14,521,290.80	134,148,238.46	0.00	2,378,764.17	1,740,528.46	36,468.91
General Management and Supervision	100000100001000	138,268,000.00	0.00	138,268,000.00	138,268,000.00	0.00	0.00	0.00	138,268,000.00	17,568,296.63	93,234,425.10	14,723,739.05	10,362,775.05	135,889,235.83	10,354,618.60	95,244,620.26	13,991,708.80	14,521,290.80	134,112,238.46	0.00	2,378,764.17	1,740,528.46	36,468.91
PS		34,836,000.00	905,000.00	35,741,000.00	34,836,000.00	905,000.00	0.00	0.00	35,741,000.00	8,511,237.19	8,440,759.34	9,711,121.78	9,077,156.01	35,740,274.32	6,734,112.62	8,553,523.00	9,366,989.44	10,415,563.67	35,070,188.73	0.00	725.68	669,815.08	270.51
MOOE		21,532,000.00	(905,000.00)	20,627,000.00	21,532,000.00	(905,000.00)	0.00	0.00	20,627,000.00	9,057,059.44	2,893,665.76	5,012,617.27	1,285,619.04	18,248,961.51	3,620,505.98	4,791,097.26	4,624,719.36	4,105,727.13	17,142,049.73	0.00	2,378,038.49	1,070,713.38	36,198.40
CO		81,900,000.00	0.00	81,900,000.00	81,900,000.00	0.00	0.00	0.00	81,900,000.00	0.00	81,900,000.00	0.00	0.00	81,900,000.00	0.00	81,900,000.00	0.00	0.00	81,900,000.00	0.00	0.00	0.00	0.00
Administration of Personnel Benefits	100000100002000	36,000.00	0.00	36,000.00	36,000.00	0.00	0.00	0.00	36,000.00	0.00	0.00	36,000.00	0.00	36,000.00	0.00	0.00	36,000.00	0.00	36,000.00	0.00	0.00	0.00	0.00
PS		36,000.00	0.00	36,000.00	36,000.00	0.00	0.00	0.00	36,000.00	0.00	0.00	36,000.00	0.00	36,000.00	0.00	0.00	36,000.00	0.00	36,000.00	0.00	0.00	0.00	0.00
Sub-Total, General Administration and Support		138,304,000.00	0.00	138,304,000.00	138,304,000.00	0.00	0.00	0.00	138,304,000.00	17,568,296.63	93,234,425.10	14,759,739.05	10,362,775.05	135,925,235.83	10,354,618.60	95,244,620.26	14,027,708.80	14,521,290.80	134,148,238.46	0.00	2,378,764.17	1,740,528.46	36,468.91
PS		34,872,000.00	905,000.00	35,777,000.00	34,872,000.00	905,000.00	0.00	0.00	35,777,000.00	8,511,237.19	8,440,759.34	9,747,121.78	9,077,156.01	35,776,274.32	6,734,112.62	8,553,523.00	9,402,989.44	10,415,563.67	35,108,188.73	0.00	725.68	669,815.08	270.51
MOOE		21,532,000.00	(905,000.00)	20,627,000.00	21,532,000.00	(905,000.00)	0.00	0.00	20,627,000.00	9,057,059.44	2,893,665.76	5,012,617.27	1,285,619.04	18,248,961.51	3,620,505.98	4,791,097.26	4,624,719.36	4,105,727.13	17,142,049.73	0.00	2,378,038.49	1,070,713.38	36,198.40
FinEx (if Applicable)		0.00	0.00	0.00	0.00	0.00	0.00	0.00	0.00	0.00	0.00	0.00	0.00	0.00	0.00	0.00	0.00	0.00	0.00	0.00	0.00	0.00	0.00
CO		81,900,000.00	0.00	81,900,000.00	81,900,000.00	0.00	0.00	0.00	81,900,000.00	0.00	81,900,000.00	0.00	0.00	81,900,000.00	0.00	81,900,000.00	0.00	0.00	81,900,000.00	0.00	0.00	0.00	0.00
Operations	3000000000000000	111,798,000.00	0.00	111,798,000.00	111,798,000.00	0.00	0.00	0.00	111,798,000.00	37,824,683.06	26,348,666.75	26,188,855.41	20,775,185.84	111,137,391.06	20,826,338.91	33,913,021.83	28,537,922.94	25,126,971.72	108,404,255.40	0.00	660,608.94	2,309,806.75	423,328.91
OO : Fertilizer and pesticide products and handlers regulated		111,798,000.00	0.00	111,798,000.00	111,798,000.00	0.00	0.00	0.00	111,798,000.00	37,824,683.06	26,348,666.75	26,188,855.41	20,775,185.84	111,137,391.06	20,826,338.91	33,913,021.83	28,537,922.94	25,126,971.72	108,404,255.40	0.00	660,608.94	2,309,806.75	423,328.91
FERTILIZER AND PESTICIDE REGULATORY PROGRAM		111,798,000.00	0.00	111,798,000.00	111,798,000.00	0.00	0.00	0.00	111,798,000.00	37,824,683.06	26,348,666.75	26,188,855.41	20,775,185.84	111,137,391.06	20,826,338.91	33,913,021.83	28,537,922.94	25,126,971.72	108,404,255.40	0.00	660,608.94	2,309,806.75	423,328.91
Quality Control and Inspection	310100100001000	81,514,000.00	0.00	81,514,000.00	81,514,000.00	0.00	0.00	0.00	81,514,000.00	31,513,839.41	19,275,334.10	15,310,188.86	15,032,783.41	81,132,145.78	16,576,526.82	26,003,610.53	19,721,689.61	17,411,289.60	79,713,116.56	0.00	381,854.22	1,085,773.91	333,255.31
PS		47,788,000.00	1,085,958.00	48,873,958.00	47,788,000.00	1,085,958.00	0.00	0.00	48,873,958.00	14,429,241.84	13,821,116.54	11,491,703.32	9,131,895.58	48,873,957.28	12,585,764.05	13,246,592.80	12,382,017.67	10,601,970.21	48,816,344.73	0.00	0.72	44,070.68	13,541.87
MOOE		25,869,000.00	(1,085,958.00)	24,783,042.00	25,869,000.00	(1,085,958.00)	0.00	0.00	24,783,042.00	9,730,178.97	5,174,217.56	3,667,725.54	5,900,887.83	24,473,009.90	3,819,593.97	6,382,126.93	6,255,611.20	6,691,221.13	23,148,553.23	0.00	310,032.10	1,041,703.23	282,753.44
CO		7,857,000.00	0.00	7,857,000.00	7,857,000.00	0.00	0.00	0.00	7,857,000.00	7,354,418.60	280,000.00	150,760.00	0.00	7,785,178.60	171,168.80	6,374,890.80	1,084,060.74	118,098.28	7,748,218.60	0.00	71,821.40	0.00	36,960.00
Registration and Licensing	310100100002000	27,284,000.00	0.00	27,284,000.00	27,284,000.00	0.00	0.00	0.00	27,284,000.00	6,310,843.65	5,073,332.65	9,878,666.55	5,742,402.43	27,005,245.28	4,249,812.09	5,909,411.30	7,816,233.33	7,715,682.12	25,691,138.84	0.00	278,754.72	1,224,032.84	90,073.60
PS		17,311,000.00	3,195,000.00	20,506,000.00	17,311,000.00	3,195,000.00	0.00	0.00	20,506,000.00	4,348,622.25	3,988,707.76	7,457,492.52	4,711,177.47	20,506,000.00	3,254,252.43	4,179,029.50	6,589,117.03	5,811,423.42	19,833,822.38	0.00	0.00	656,735.07	15,442.55
MOOE		9,973,000.00	(3,195,000.00)	6,778,000.00	9,973,000.00	(3,195,000.00)	0.00	0.00	6,778,000.00	1,962,221.40	1,084,624.89	2,421,174.03	1,031,224.96	6,499,245.28	995,659.66	1,730,381.80	1,227,116.30	1,904,258.70	5,857,316.46	0.00	278,754.72	567,297.77	74,631.05
Project(s)		3,000,000.00	0.00	3,000,000.00	3,000,000.00	0.00	0.00	0.00	3,000,000.00	0.00	2,000,000.00	1,000,000.00	0.00	3,000,000.00	0.00	2,000,000.00	1,000,000.00	0.00	3,000,000.00	0.00	0.00	0.00	0.00
Locally-Funded Project(s)		3,000,000.00	0.00	3,000,000.00	3,000,000.00	0.00	0.00	0.00	3,000,000.00	0.00	2,000,000.00	1,000,000.00	0.00	3,000,000.00	0.00	2,000,000.00	1,000,000.00	0.00	3,000,000.00	0.00	0.00	0.00	0.00
Fortified Organic Fertilizer Development Program	310100200002000	3,000,000.00	0.00	3,000,000.00	3,000,000.00	0.00	0.00	0.00	3,000,000.00	0.00	2,000,000.00	1,000,000.00	0.00	3,000,000.00	0.00	2,000,000.00	1,000,000.00	0.00	3,000,000.00	0.00	0.00	0.00	0.00
MOOE		3,000,000.00	0.00	3,000,000.00	3,000,000.00	0.00	0.00	0.00	3,000,000.00	0.00	2,000,000.00	1,000,000.00	0.00	3,000,000.00	0.00	2,000,000.00	1,000,000.00	0.00	3,000,000.00	0.00	0.00	0.00	0.00

Department : Department of Agriculture (DA)
 Agency/Entity : Fertilizer and Pesticide Authority
 Operating Unit : < not applicable >
 Organization Code (UACS) : 05 005 0000000
 Fund Cluster : 01 - Regular Agency Fund

(e.g. UACS Fund Cluster: 01-Regular Agency Fund, 02-Foreign Assisted Projects Fund, 03-Special Account-Locally Funded/Domestic Grants Fund, and 04-Special Account-Foreign Assisted/Foreign Grants Fund)

X	Current Year Appropriations
	Supplemental Appropriations
	Continuing Appropriations


Particulars	UACS CODE	Appropriations			Allotments			Current Year Obligations					Current Year Disbursements					Balances					
		Authorized Appropriations	Adjustments (Transfer To/From, Modifications/ Augmentations)	Adjusted Appropriations	Allotments Received	Adjustments (Reductions, Modifications/ Augmentations)	Transfer To	Transfer From	Adjusted Allotments	1st Quarter Ending March 31	2nd Quarter Ending June 30	3rd Quarter Ending September 30	4th Quarter Ending December 31	Total	1st Quarter Ending March 31	2nd Quarter Ending June 30	3rd Quarter Ending September 30	4th Quarter Ending December 31	Total	Unreleased Appropriations	Unobligated Allotments	Unpaid Obligations (15-20)=(23+24)	
		3	4	5=(3+4)	6	7	8	9	10=(8+9-7)	11	12	13	14	15=(11+12+13+14)	16	17	18	19	20=(16+17+18+19)	21	22	23	24
Sub-Total, Operations		111,798,000.00	0.00	111,798,000.00	111,798,000.00	0.00	0.00	0.00	111,798,000.00	37,824,683.06	26,348,666.75	26,188,855.41	20,775,185.84	111,137,391.06	20,826,338.91	33,913,021.83	28,537,922.94	25,126,971.72	108,404,255.40	0.00	660,608.94	2,309,806.75	423,328.91
PS		65,099,000.00	4,280,958.00	69,379,958.00	65,099,000.00	4,280,958.00	0.00	0.00	69,379,958.00	18,777,864.09	17,809,824.30	18,949,195.84	13,843,073.05	69,379,957.28	15,840,016.48	17,425,622.30	18,971,134.70	16,413,393.63	68,560,167.11	0.00	0.72	700,805.75	28,984.42
MOOE		38,842,000.00	(4,280,958.00)	34,561,042.00	38,842,000.00	(4,280,958.00)	0.00	0.00	34,561,042.00	11,692,400.37	8,268,842.45	7,088,899.57	6,932,112.79	33,972,255.18	4,815,153.63	10,112,508.73	8,482,727.50	8,595,479.83	32,005,869.69	0.00	588,786.82	1,609,001.00	357,384.49
FinEx (if Applicable)		0.00	0.00	0.00	0.00	0.00	0.00	0.00	0.00	0.00	0.00	0.00	0.00	0.00	0.00	0.00	0.00	0.00	0.00	0.00	0.00	0.00	0.00
CO		7,857,000.00	0.00	7,857,000.00	7,857,000.00	0.00	0.00	0.00	7,857,000.00	7,354,418.60	280,000.00	150,760.00	0.00	7,785,178.60	171,168.80	6,374,890.80	1,084,060.74	118,098.26	7,748,218.60	0.00	71,821.40	0.00	36,960.00
Sub-Total, I. Agency Specific Budget		250,102,000.00	0.00	250,102,000.00	250,102,000.00	0.00	0.00	0.00	250,102,000.00	55,392,979.69	119,583,091.85	40,848,594.48	31,137,980.89	247,062,626.89	31,180,957.51	129,157,642.09	42,565,631.74	39,648,262.52	242,552,493.86	0.00	3,039,373.11	4,050,335.21	459,797.82
PS		99,971,000.00	5,185,958.00	105,156,958.00	99,971,000.00	5,185,958.00	0.00	0.00	105,156,958.00	27,289,101.28	26,250,583.64	28,696,317.62	22,920,229.06	105,156,231.60	22,574,129.10	25,979,145.30	28,374,124.14	26,828,957.30	103,756,355.84	0.00	726.40	1,370,620.83	29,254.93
MOOE		60,374,000.00	(5,185,958.00)	55,188,042.00	60,374,000.00	(5,185,958.00)	0.00	0.00	55,188,042.00	20,749,459.81	11,152,508.21	12,101,516.84	8,217,731.83	62,221,216.69	8,435,659.61	14,903,605.99	13,107,446.86	12,701,206.96	49,147,919.42	0.00	2,968,825.31	2,679,714.38	393,582.89
FinEx (if Applicable)		0.00	0.00	0.00	0.00	0.00	0.00	0.00	0.00	0.00	0.00	0.00	0.00	0.00	0.00	0.00	0.00	0.00	0.00	0.00	0.00	0.00	0.00
CO		89,757,000.00	0.00	89,757,000.00	89,757,000.00	0.00	0.00	0.00	89,757,000.00	7,354,418.60	82,180,000.00	150,760.00	0.00	89,685,178.60	171,168.80	88,274,890.80	1,084,060.74	118,098.26	89,648,218.60	0.00	71,821.40	0.00	36,960.00
II. Automatic Appropriations		9,140,000.00	0.00	9,140,000.00	9,140,000.00	0.00	0.00	0.00	9,140,000.00	2,188,077.73	1,465,317.75	3,046,439.02	2,307,190.62	9,007,025.12	2,188,077.73	1,465,317.75	3,046,439.02	2,307,190.62	9,007,025.12	0.00	132,974.88	0.00	0.00
Specific Budgets of National Government Agencies		9,140,000.00	0.00	9,140,000.00	9,140,000.00	0.00	0.00	0.00	9,140,000.00	2,188,077.73	1,465,317.75	3,046,439.02	2,307,190.62	9,007,025.12	2,188,077.73	1,465,317.75	3,046,439.02	2,307,190.62	9,007,025.12	0.00	132,974.88	0.00	0.00
Retirement and Life Insurance Premiums		9,140,000.00	0.00	9,140,000.00	9,140,000.00	0.00	0.00	0.00	9,140,000.00	2,188,077.73	1,465,317.75	3,046,439.02	2,307,190.62	9,007,025.12	2,188,077.73	1,465,317.75	3,046,439.02	2,307,190.62	9,007,025.12	0.00	132,974.88	0.00	0.00
PS		9,140,000.00	0.00	9,140,000.00	9,140,000.00	0.00	0.00	0.00	9,140,000.00	2,188,077.73	1,465,317.75	3,046,439.02	2,307,190.62	9,007,025.12	2,188,077.73	1,465,317.75	3,046,439.02	2,307,190.62	9,007,025.12	0.00	132,974.88	0.00	0.00
Sub-total II. Automatic Appropriations		9,140,000.00	0.00	9,140,000.00	9,140,000.00	0.00	0.00	0.00	9,140,000.00	2,188,077.73	1,465,317.75	3,046,439.02	2,307,190.62	9,007,025.12	2,188,077.73	1,465,317.75	3,046,439.02	2,307,190.62	9,007,025.12	0.00	132,974.88	0.00	0.00
PS		9,140,000.00	0.00	9,140,000.00	9,140,000.00	0.00	0.00	0.00	9,140,000.00	2,188,077.73	1,465,317.75	3,046,439.02	2,307,190.62	9,007,025.12	2,188,077.73	1,465,317.75	3,046,439.02	2,307,190.62	9,007,025.12	0.00	132,974.88	0.00	0.00
MOOE		0.00	0.00	0.00	0.00	0.00	0.00	0.00	0.00	0.00	0.00	0.00	0.00	0.00	0.00	0.00	0.00	0.00	0.00	0.00	0.00	0.00	0.00
FinEx		0.00	0.00	0.00	0.00	0.00	0.00	0.00	0.00	0.00	0.00	0.00	0.00	0.00	0.00	0.00	0.00	0.00	0.00	0.00	0.00	0.00	0.00
CO		0.00	0.00	0.00	0.00	0.00	0.00	0.00	0.00	0.00	0.00	0.00	0.00	0.00	0.00	0.00	0.00	0.00	0.00	0.00	0.00	0.00	0.00
III. Special Purpose Fund		0.00	9,221,584.00	9,221,584.00	0.00	9,221,584.00	0.00	0.00	9,221,584.00	1,273,925.44	1,256,406.39	4,611,347.19	2,079,861.67	9,221,540.69	1,273,925.44	1,028,273.42	4,835,034.16	2,079,861.67	9,217,094.69	0.00	43.31	0.00	4,446.00
Miscellaneous Personnel Benefits Fund		0.00	3,647,475.00	3,647,475.00	0.00	3,647,475.00	0.00	0.00	3,647,475.00	0.00	0.00	3,647,474.22	0.00	3,647,474.22	0.00	0.00	3,643,028.22	0.00	3,643,028.22	0.00	0.78	0.00	4,446.00
PS		0.00	3,647,475.00	3,647,475.00	0.00	3,647,475.00	0.00	0.00	3,647,475.00	0.00	0.00	3,647,474.22	0.00	3,647,474.22	0.00	0.00	3,643,028.22	0.00	3,643,028.22	0.00	0.78	0.00	4,446.00
Pension and Gratuity Fund		0.00	5,574,109.00	5,574,109.00	0.00	5,574,109.00	0.00	0.00	5,574,109.00	1,273,925.44	1,256,406.39	963,872.97	2,079,861.67	5,574,066.47	1,273,925.44	1,028,273.42	1,192,005.94	2,079,861.67	5,574,066.47	0.00	42.53	0.00	0.00
PS		0.00	5,574,109.00	5,574,109.00	0.00	5,574,109.00	0.00	0.00	5,574,109.00	1,273,925.44	1,256,406.39	963,872.97	2,079,861.67	5,574,066.47	1,273,925.44	1,028,273.42	1,192,005.94	2,079,861.67	5,574,066.47	0.00	42.53	0.00	0.00
Sub-Total III. Special Purpose Fund		0.00	9,221,584.00	9,221,584.00	0.00	9,221,584.00	0.00	0.00	9,221,584.00	1,273,925.44	1,256,406.39	4,611,347.19	2,079,861.67	9,221,540.69	1,273,925.44	1,028,273.42	4,835,034.16	2,079,861.67	9,217,094.69	0.00	43.31	0.00	4,446.00
PS		0.00	9,221,584.00	9,221,584.00	0.00	9,221,584.00	0.00	0.00	9,221,584.00	1,273,925.44	1,256,406.39	4,611,347.19	2,079,861.67	9,221,540.69	1,273,925.44	1,028,273.42	4,835,034.16	2,079,861.67	9,217,094.69	0.00	43.31	0.00	4,446.00
MOOE		0.00	0.00	0.00	0.00	0.00	0.00	0.00	0.00	0.00	0.00	0.00	0.00	0.00	0.00	0.00	0.00	0.00	0.00	0.00	0.00	0.00	0.00
FinEx		0.00	0.00	0.00	0.00	0.00	0.00	0.00	0.00	0.00	0.00	0.00	0.00	0.00	0.00	0.00	0.00	0.00	0.00	0.00	0.00	0.00	0.00
CO		0.00	0.00	0.00	0.00	0.00	0.00	0.00	0.00	0.00	0.00	0.00	0.00	0.00	0.00	0.00	0.00	0.00	0.00	0.00	0.00	0.00	0.00
IV. Reversion of the Unobligated Allotments charged against R.A. Nos. 11485 and 11484		0.00	0.00	0.00	0.00	0.00	0.00	0.00	0.00	0.00	0.00	0.00	0.00	0.00	0.00	0.00	0.00	0.00	0.00	0.00	0.00	0.00	0.00
GRAND TOTAL		259,242,000.00	9,221,584.00	268,463,584.00	259,242,000.00	9,221,584.00	0.00	0.00	268,463,584.00	58,854,982.86	122,304,815.99	48,606,380.67	35,525,013.18	265,291,192.70	34,642,960.68	131,651,233.26	50,447,104.92	44,035,314.81	260,776,613.67	0.00	3,172,391.30	4,050,335.21	464,243.82
PS		109,111,000.00	14,407,542.00	123,518,542.00	109,111,000.00	14,407,542.00	0.00	0.00	123,518,542.00	30,751,104.45	28,972,307.78	36,354,103.83	27,307,281.35	123,384,797.41	26,036,132.27	28,472,736.47	36,255,597.32	31,216,009.59	121,980,475.65	0.00	133,744.59	1,370,620.83	33,700.93
MOOE		60,374,000.00	(5,185,958.00)	55,188,042.00	60,374,000.00	(5,185,958.00)	0.00	0.00	55,188,042.00	20,749,459.81	11,152,508.21	12,101,516.84	8,217,731.83	62,221,216.69	8,435,659.61	14,903,605.99	13,107,446.86	12,701,206.96	49,147,919.42	0.00	2,968,825.31	2,679,714.38	393,582.89


Department : Department of Agriculture (DA)
 Agency/Entity : Fertilizer and Pesticide Authority
 Operating Unit : < not applicable >
 Organization Code (UACS) : 05 005 000000
 Fund Cluster : 01 - Regular Agency Fund


Current Year Appropriations
 Supplemental Appropriations
 Continuing Appropriations


(e.g. UACS Fund Cluster: 01-Regular Agency Fund, 02-Foreign Assisted Projects Fund, 03-Special Account-Locally Funded/Domestic Grants Fund, and 04-Special Account-Foreign Assisted/Foreign Grants Fund)

Particulars	UACS CODE	Appropriations			Allotments					Current Year Obligations				Current Year Disbursements				Balances							
		Authorized Appropriations	Adjustments (Transfer To/From, Modifications/ Augmentations)	Adjusted Appropriations	Allotments Received	Adjustments (Reductions, Modifications/ Augmentations)	Transfer To	Transfer From	Adjusted Allotments	1st Quarter Ending March 31	2nd Quarter Ending June 30	3rd Quarter Ending September 30	4th Quarter Ending December 31	Total	1st Quarter Ending March 31	2nd Quarter Ending June 30	3rd Quarter Ending September 30	4th Quarter Ending December 31	Total	Unreleased Appropriations	Unobligated Allotments	Unpaid Obligations (15-20)=(23+24)			
																						5=(3+4)	6	7	8
CO		89,757,000.00	0.00	89,757,000.00	89,757,000.00	0.00	0.00	0.00	0.00	89,757,000.00	7,354,418.60	82,180,000.00	150,760.00	0.00	89,685,178.60	171,168.80	88,274,890.80	1,084,060.74	118,098.26	89,648,218.60	0.00	71,821.40	0.00	36,960.00	
Recapitulation by OO:																									
I. Agency Specific Budget		111,798,000.00	0.00	111,798,000.00	111,798,000.00	0.00	0.00	0.00	0.00	111,798,000.00	37,824,683.06	26,348,666.75	26,188,855.41	20,775,185.84	111,137,391.06	20,826,338.91	33,913,021.83	28,537,922.94	25,126,971.72	108,404,255.40	0.00	660,608.94	2,309,806.75	423,328.91	
FERTILIZER AND PESTICIDE REGULATORY PROGRAM		111,798,000.00	0.00	111,798,000.00	111,798,000.00	0.00	0.00	0.00	0.00	111,798,000.00	37,824,683.06	26,348,666.75	26,188,855.41	20,775,185.84	111,137,391.06	20,826,338.91	33,913,021.83	28,537,922.94	25,126,971.72	108,404,255.40	0.00	660,608.94	2,309,806.75	423,328.91	

Certified Correct:

 ERAMAE V. INOCENCIO
 Chief, Budget Section
 Date January 25, 2024 10:32 AM

Certified Correct:

 SHIENNA LYN D. ATIENZA
 OIC, Accounting Section
 Date January 25, 2024 10:32 AM

Recommending Approval By:

 GINA C. DIMIMBANG
 Chief, Finance and Administrative Division
 Date January 26, 2024 08:04 AM

Approved By:

 JULIEFA B. LANSANGAN
 Executive Director
 Date January 26, 2024 08:08 AM

Department : Department of Agriculture (DA)
 Agency/Entity : Fertilizer and Pesticide Authority
 Operating Unit : < not applicable >
 Organization Code (UACS) : 05 005 0000000
 Fund Cluster : 01 - Regular Agency Fund
 (e.g. UACS Fund Cluster: 01-Regular Agency Fund, 02-Foreign Assisted Projects Fund, 03-Special Account-Locally Funded/Domestic Grants Fund, and 04-Special Account-Foreign Assisted/Foreign Grants Fund)

	Current Year Appropriations
	Supplemental Appropriations
X	Continuing Appropriations

Particulars	UACS CODE	Appropriations		Allotments						Current Year Obligations					Current Year Disbursements				Balances				
		Authorized Appropriations	Adjustments (Transfer To/From, Modifications/ Augmentations)	Adjusted Appropriations	Allotments Received	Adjustments (Reductions, Modifications/ Augmentations)	Transfer To	Transfer From	Adjusted Allotments	1st Quarter Ending March 31	2nd Quarter Ending June 30	3rd Quarter Ending September 30	4th Quarter Ending December 31	Total	1st Quarter Ending March 31	2nd Quarter Ending June 30	3rd Quarter Ending September 30	4th Quarter Ending December 31	Total	Unreleased Appropriations	Unobligated Allotments	Unpaid Obligations (15-20)=(23+24)	
																						Due and Demandable	Not Yet Due and Demandable
1	2	3	4	5=(3+4)	6	7	8	9	10=(8+(-)-7)-6+9	11	12	13	14	15=(11+12+13+14)	16	17	18	19	20=(16+17+18+19)	21=(5-10)	22=(10-15)	23	24
GRAND TOTAL		674,712.28	0.00	674,712.28	674,712.28	0.00	0.00	0.00	674,712.28	0.00	190,992.84	366,401.95	113,973.83	671,368.62	0.00	190,992.84	355,936.32	124,439.46	671,368.62	0.00	3,343.66	0.00	0.00
PS		0.00	0.00	0.00	0.00	0.00	0.00	0.00	0.00	0.00	0.00	0.00	0.00	0.00	0.00	0.00	0.00	0.00	0.00	0.00	0.00	0.00	0.00
MOOE		582,342.28	0.00	582,342.28	582,342.28	0.00	0.00	0.00	582,342.28	0.00	190,992.84	276,451.95	113,973.83	581,418.62	0.00	190,992.84	270,001.95	120,423.83	581,418.62	0.00	923.66	0.00	0.00
FinEx (if Applicable)		0.00	0.00	0.00	0.00	0.00	0.00	0.00	0.00	0.00	0.00	0.00	0.00	0.00	0.00	0.00	0.00	0.00	0.00	0.00	0.00	0.00	0.00
CO		92,370.00	0.00	92,370.00	92,370.00	0.00	0.00	0.00	92,370.00	0.00	0.00	89,950.00	0.00	89,950.00	0.00	0.00	85,934.37	4,015.63	89,950.00	0.00	2,420.00	0.00	0.00
Recapitulation by OO:																							
I. Agency Specific Budget		330,505.66	0.00	330,505.66	330,505.66	0.00	0.00	0.00	330,505.66	0.00	275.00	216,660.85	112,735.38	329,671.23	0.00	275.00	210,210.85	119,185.38	329,671.23	0.00	834.43	0.00	0.00
FERTILIZER AND PESTICIDE REGULATORY PROGRAM		330,505.66	0.00	330,505.66	330,505.66	0.00	0.00	0.00	330,505.66	0.00	275.00	216,660.85	112,735.38	329,671.23	0.00	275.00	210,210.85	119,185.38	329,671.23	0.00	834.43	0.00	0.00

Certified Correct:
 ERAMAE V. INOCENCIO
 Chief, Budget Section
 Date: January 25, 2024 10:32 AM

Certified Correct:
 SHIENA L. DELA ATIENZA
 OIC, Accounting Section
 Date: January 25, 2024 10:32 AM

Recommending Approval By:
 GINA C. TOMIMBANG
 Chief, Finance and Administrative Division
 Date: January 26, 2024 08:04 AM

Approved By:
 JULIETA P. ANSANGAN
 Executive Director
 Date: January 26, 2024 08:08 AM

SUMMARY OF APPROPRIATIONS, ALLOTMENTS, OBLIGATIONS, DISBURSEMENTS AND BALANCES BY OBJECT OF EXPENDITURES

As at the Quarter Ending December 31, 2023

Department : Department of Agriculture (DA)
 Agency/Entity : Fertilizer and Pesticide Authority
 Operating Unit : < not applicable >
 Organization Code (UACS) : 05 005 000000
 Fund Cluster : 01 - Regular Agency Fund

X	Current Year Appropriations
	Supplemental Appropriations
	Continuing Appropriations

(e.g. UACS Fund Cluster: 01-Regular Agency Fund, 02-Foreign Assisted Projects Fund, 03-Special Account-Locally Funded/Domestic Grants Fund, and 04-Special Account-Foreign Assisted/Foreign Grants Fund)

Particulars	UACS CODE	Appropriations			Allotments					Obligations					Disbursements					Balances			
		Authorized Appropriations	Adjustments (Transfer To/From, Modifications/)	Adjusted Appropriations	Allotments Received	Adjustments (Reductions, Modifications/ Augmentations/)	Transfer To	Transfer From	Adjusted Allotments	1st Quarter Ending March 31	2nd Quarter Ending June 30	3rd Quarter Ending September 30	4th Quarter Ending December 31	Total	1st Quarter Ending March 31	2nd Quarter Ending June 30	3rd Quarter Ending September 30	4th Quarter Ending December 31	Total	Unreleased Appropriations	Unobligated Allotments	Unpaid Obligations (15-20)=(23+24)	
		3	4	5=(3+4)	6	7	8	9	10=(6+7-8+9)	11	12	13	14	15=(11+12+13+14)	16	17	18	19	20=(16+17+18+19)	21=(5-16)	22=(10-15)	23	24
SUMMARY		258,242,000.00	9,221,584.00	268,463,584.00	258,242,000.00	9,221,584.00	0.00	0.00	268,463,584.00	58,854,982.86	122,304,815.99	48,606,380.67	35,525,013.18	265,291,192.70	34,516,096.68	131,778,097.26	50,443,085.85	44,039,333.88	260,776,613.67	0.00	3,172,391.30	4,050,335.21	464,243.82
A. AGENCY SPECIFIC BUDGET		250,102,000.00	0.00	250,102,000.00	250,102,000.00	0.00	0.00	250,102,000.00	55,392,979.69	119,583,091.86	40,948,594.46	31,137,960.89	247,062,626.89	31,054,093.51	129,284,506.09	42,561,612.67	39,652,281.59	242,552,493.86	0.00	3,039,373.11	4,050,335.21	459,797.82	
Personnel Services		99,971,000.00	5,185,958.00	105,156,958.00	99,971,000.00	5,185,958.00	0.00	0.00	105,156,958.00	27,289,101.28	28,250,593.64	28,696,317.62	22,920,229.06	105,156,231.80	22,574,129.10	25,979,145.30	28,374,124.14	26,828,957.30	103,756,355.84	0.00	728.40	1,370,620.83	29,254.93
Salaries and Wages		76,168,000.00	(1,229,542.17)	74,938,457.83	76,168,000.00	(1,229,542.17)	0.00	0.00	74,938,457.83	24,630,746.00	18,436,493.97	25,647,703.10	6,223,514.76	74,938,457.83	20,037,257.80	18,200,384.56	25,241,733.96	10,861,305.67	74,340,681.99	0.00	0.00	570,420.83	27,355.01
Salaries and Wages - Regular	5010101000	76,168,000.00	(1,229,542.17)	74,938,457.83	76,168,000.00	(1,229,542.17)	0.00	0.00	74,938,457.83	24,630,746.00	18,436,493.97	25,647,703.10	6,223,514.76	74,938,457.83	20,037,257.80	18,200,384.56	25,241,733.96	10,861,305.67	74,340,681.99	0.00	0.00	570,420.83	27,355.01
Basic Salary - Civilian	5010101001	76,168,000.00	(1,229,542.17)	74,938,457.83	76,168,000.00	(1,229,542.17)	0.00	0.00	74,938,457.83	24,630,746.00	18,436,493.97	25,647,703.10	6,223,514.76	74,938,457.83	20,037,257.80	18,200,384.56	25,241,733.96	10,861,305.67	74,340,681.99	0.00	0.00	570,420.83	27,355.01
Other Compensation		21,555,000.00	3,600,177.08	25,155,177.08	21,555,000.00	3,600,177.08	0.00	0.00	25,155,177.08	2,173,199.88	7,315,975.62	2,438,677.79	13,225,598.11	25,164,451.40	2,063,321.84	7,425,232.73	2,378,572.63	13,053,530.88	24,910,658.16	0.00	725.68	243,793.24	0.00
Personal Economic Relief Allowance (PERA)	5010201000	3,384,000.00	4,922.99	3,388,922.99	3,384,000.00	4,922.99	0.00	0.00	3,388,922.99	1,110,863.64	823,036.36	1,144,921.21	310,101.78	3,388,922.99	1,006,772.73	924,503.03	1,145,179.92	312,467.31	3,388,922.99	0.00	0.00	0.00	0.00
PERA - Civilian	5010201001	3,384,000.00	4,922.99	3,388,922.99	3,384,000.00	4,922.99	0.00	0.00	3,388,922.99	1,110,863.64	823,036.36	1,144,921.21	310,101.78	3,388,922.99	1,006,772.73	924,503.03	1,145,179.92	312,467.31	3,388,922.99	0.00	0.00	0.00	0.00
Representation Allowance (RA)	5010202000	552,000.00	51,250.00	603,250.00	552,000.00	51,250.00	0.00	0.00	603,250.00	129,250.00	158,000.00	158,000.00	158,000.00	603,250.00	129,250.00	158,000.00	153,000.00	160,237.57	600,487.57	0.00	0.00	2,762.43	0.00
Transportation Allowance (TA)	5010203000	450,000.00	(50,750.00)	399,250.00	450,000.00	(50,750.00)	0.00	0.00	399,250.00	78,250.00	107,000.00	107,000.00	107,000.00	399,250.00	78,250.00	107,000.00	102,000.00	107,000.00	394,250.00	0.00	0.00	5,000.00	0.00
Transportation Allowance (TA)	5010203001	450,000.00	(50,750.00)	399,250.00	450,000.00	(50,750.00)	0.00	0.00	399,250.00	78,250.00	107,000.00	107,000.00	107,000.00	399,250.00	78,250.00	107,000.00	102,000.00	107,000.00	394,250.00	0.00	0.00	5,000.00	0.00
Clothing/Uniform Allowance	5010204000	846,000.00	(42,000.00)	804,000.00	846,000.00	(42,000.00)	0.00	0.00	804,000.00	774,000.00	30,000.00	0.00	0.00	804,000.00	774,000.00	30,000.00	0.00	0.00	804,000.00	0.00	0.00	0.00	0.00
Clothing/Uniform Allowance - Civilian	5010204001	846,000.00	(42,000.00)	804,000.00	846,000.00	(42,000.00)	0.00	0.00	804,000.00	774,000.00	30,000.00	0.00	0.00	804,000.00	774,000.00	30,000.00	0.00	0.00	804,000.00	0.00	0.00	0.00	0.00
Subsistence Allowance (SA)	5010205000	436,000.00	(61,375.00)	374,625.00	436,000.00	(61,375.00)	0.00	0.00	374,625.00	70,200.00	100,125.00	93,525.00	110,775.00	374,625.00	54,412.97	107,915.44	97,432.43	110,001.66	369,762.50	0.00	0.00	4,862.50	0.00
Subsistence Allowance - Magna Carta Benefits for Science and Technology under R.A. 9439	5010205002	436,000.00	(61,375.00)	374,625.00	436,000.00	(61,375.00)	0.00	0.00	374,625.00	70,200.00	100,125.00	93,525.00	110,775.00	374,625.00	54,412.97	107,915.44	97,432.43	110,001.66	369,762.50	0.00	0.00	4,862.50	0.00
Laundry Allowance (LA)	5010206000	66,000.00	(9,239.34)	56,760.66	66,000.00	(9,239.34)	0.00	0.00	56,760.66	10,636.24	15,170.26	14,170.28	16,783.88	56,760.66	10,636.24	15,170.26	4,909.03	26,045.13	56,760.66	0.00	0.00	0.00	0.00
Laundry Allowance - Magna Carta Benefits for Science and Technology under R.A. 9439	5010206003	66,000.00	(9,239.34)	56,760.66	66,000.00	(9,239.34)	0.00	0.00	56,760.66	10,636.24	15,170.26	14,170.28	16,783.88	56,760.66	10,636.24	15,170.26	4,909.03	26,045.13	56,760.66	0.00	0.00	0.00	0.00
Hazard Pay (HP)	5010211000	1,717,000.00	(377,092.22)	1,339,907.78	1,717,000.00	(377,092.22)	0.00	0.00	1,339,907.78	0.00	0.00	922,061.30	417,120.80	1,339,907.78	0.00	0.00	876,061.25	361,641.87	1,237,693.12	0.00	725.68	101,488.98	0.00
HP - Magna Carta Benefits for Science and Technology under R.A. 9439	5010211004	1,717,000.00	(377,092.22)	1,339,907.78	1,717,000.00	(377,092.22)	0.00	0.00	1,339,907.78	0.00	0.00	922,061.30	417,120.80	1,339,907.78	0.00	0.00	876,061.25	361,641.87	1,237,693.12	0.00	725.68	101,488.98	0.00
Overtime and Night Pay	5010213000	0.00	203,657.45	203,657.45	0.00	203,657.45	0.00	0.00	203,657.45	0.00	0.00	0.00	203,657.45	203,657.45	0.00	0.00	203,657.45	203,657.45	0.00	0.00	0.00	0.00	0.00
Overtime Pay	5010213001	0.00	203,657.45	203,657.45	0.00	203,657.45	0.00	0.00	203,657.45	0.00	0.00	0.00	203,657.45	203,657.45	0.00	0.00	203,657.45	203,657.45	0.00	0.00	0.00	0.00	0.00
Year End Bonus	5010214000	6,347,000.00	(37,340.80)	6,309,659.20	6,347,000.00	(37,340.80)	0.00	0.00	6,309,659.20	0.00	0.00	0.00	6,309,659.20	6,309,659.20	0.00	0.00	0.00	6,309,659.20	6,309,659.20	0.00	0.00	0.00	0.00
Bonus - Civilian	5010214001	6,347,000.00	(37,340.80)	6,309,659.20	6,347,000.00	(37,340.80)	0.00	0.00	6,309,659.20	0.00	0.00	0.00	6,309,659.20	6,309,659.20	0.00	0.00	0.00	6,309,659.20	6,309,659.20	0.00	0.00	0.00	0.00
Cash GR	5010215000	705,000.00	(7,000.00)	698,000.00	705,000.00	(7,000.00)	0.00	0.00	698,000.00	0.00	0.00	0.00	698,000.00	698,000.00	0.00	0.00	0.00	698,000.00	698,000.00	0.00	0.00	0.00	0.00
Cash GR - Civilian	5010215001	705,000.00	(7,000.00)	698,000.00	705,000.00	(7,000.00)	0.00	0.00	698,000.00	0.00	0.00	0.00	698,000.00	698,000.00	0.00	0.00	0.00	698,000.00	698,000.00	0.00	0.00	0.00	0.00
Mid-Year Bonus - Civilian	5010216000	6,347,000.00	(264,356.00)	6,082,644.00	6,347,000.00	(264,356.00)	0.00	0.00	6,082,644.00	0.00	6,082,644.00	0.00	0.00	6,082,644.00	0.00	6,082,644.00	0.00	0.00	6,082,644.00	0.00	0.00	0.00	0.00
Mid-Year Bonus - Civilian	5010216001	6,347,000.00	(264,356.00)	6,082,644.00	6,347,000.00	(264,356.00)	0.00	0.00	6,082,644.00	0.00	6,082,644.00	0.00	0.00	6,082,644.00	0.00	6,082,644.00	0.00	0.00	6,082,644.00	0.00	0.00	0.00	0.00
Other Bonuses and Allowances	5010299000	705,000.00	4,189,500.00	4,894,500.00	705,000.00	4,189,500.00	0.00	0.00	4,894,500.00	0.00	0.00	0.00	4,894,500.00	4,894,500.00	0.00	0.00	0.00	4,764,820.67	4,764,820.67	0.00	0.00	129,679.33	0.00
Collective Negotiation Agreement Incentive - Civilian	5010299011	0.00	4,200,000.00	4,200,000.00	0.00	4,200,000.00	0.00	0.00	4,200,000.00	0.00	0.00	0.00	4,200,000.00	4,200,000.00	0.00	0.00	0.00	4,070,320.67	4,070,320.67	0.00	0.00	129,679.33	0.00
Productivity Enhancement Incentive - Civilian	5010299012	705,000.00	(10,500.00)	694,500.00	705,000.00	(10,500.00)	0.00	0.00	694,500.00	0.00	0.00	0.00	694,500.00	694,500.00	0.00	0.00	0.00	694,500.00	694,500.00	0.00	0.00	0.00	0.00
Personnel Benefit Contributions		2,011,000.00	(213,007.82)	1,797,992.18	2,011,000.00	(213,007.82)	0.00	0.00	1,797,992.18	447,123.40	429,251.11	489,517.42	452,100.25	1,797,992.18	447,123.40	293,845.09	604,923.44	452,100.25	1,797,992.18	0.00	0.00	0.00	0.00
Pay-BIG Contributions	5010302000	169,000.00	(200.																				

Department : Department of Agriculture (DA)
 Agency/Entity : Fertilizer and Pesticide Authority
 Operating Unit : < not applicable >
 Organization Code (UACS) : 05 005 000000
 Fund Cluster : 01 - Regular Agency Fund

X	Current Year Appropriations
	Supplemental Appropriations
	Continuing Appropriations

(e.g. UACS Fund Cluster: 01-Regular Agency Fund, 02-Foreign Assisted Projects Fund, 03-Special Account-Locally Funded/Domestic Grants Fund, and 04-Special Account-Foreign Assisted/Foreign Grants Fund)

Particulars	UACS CODE	Appropriations			Allotments				Obligations					Disbursements				Balances					
		Authorized Appropriations	Adjustments (Transfer To/From, Modifications/)	Adjusted Appropriations	Allotments Received	Adjustments (Reductions, Modifications/Augmentations)	Transfer To	Transfer From	Adjusted Allotments	1st Quarter Ending March 31	2nd Quarter Ending June 30	3rd Quarter Ending September 30	4th Quarter Ending December 31	Total	1st Quarter Ending March 31	2nd Quarter Ending June 30	3rd Quarter Ending September 30	4th Quarter Ending December 31	Total	Unreleased Appropriations	Unobligated Allotments	Unpaid Obligations (15-20)=(23+24)	
		3	4	5=(3+4)	6	7	8	9	10=(6+7-8+9)	11	12	13	14	15=(11+12+13+14)	16	17	18	19	20=(16+17+18+19)	21=(5-10)	22=(18-15)	23	24
Training and Scholarship Expenses		1,830,000.00	(1,257,940.38)	572,059.62	1,830,000.00	(1,257,940.38)	0.00	0.00	572,059.62	77,500.00	7,000.00	227,909.59	159,650.03	472,059.62	63,000.00	19,000.00	159,753.79	185,876.07	427,629.86	0.00	100,000.00	44,429.76	0.00
Training Expenses	5020201000	1,830,000.00	(1,257,940.38)	572,059.62	1,830,000.00	(1,257,940.38)	0.00	0.00	572,059.62	77,500.00	7,000.00	227,909.59	159,650.03	472,059.62	63,000.00	19,000.00	159,753.79	185,876.07	427,629.86	0.00	100,000.00	44,429.76	0.00
Supplies and Materials Expenses		10,753,000.00	(2,839,063.99)	7,913,936.01	10,753,000.00	(2,839,063.99)	0.00	0.00	7,913,936.01	6,024,119.69	1,144,565.48	419,809.99	(373,036.35)	7,215,258.81	1,424,175.28	1,998,679.33	1,387,683.64	1,763,820.81	6,574,368.86	0.00	698,677.20	459,802.31	181,097.64
Office Supplies Expenses	5020301000	2,065,000.00	(939,020.43)	1,125,979.57	2,065,000.00	(939,020.43)	0.00	0.00	1,125,979.57	106,430.11	540,716.04	46,045.20	194,766.00	887,957.35	103,996.11	532,621.28	55,503.01	195,388.34	887,508.74	0.00	238,022.22	448.61	0.00
Office Supplies Expenses	5020301002	2,065,000.00	(939,020.43)	1,125,979.57	2,065,000.00	(939,020.43)	0.00	0.00	1,125,979.57	106,430.11	540,716.04	46,045.20	194,766.00	887,957.35	103,996.11	532,621.28	55,503.01	195,388.34	887,508.74	0.00	238,022.22	448.61	0.00
Accountable Forms Expenses	5020302000	900,000.00	(363,264.00)	536,736.00	900,000.00	(363,264.00)	0.00	0.00	536,736.00	485,936.00	0.00	50,000.00	800.00	536,736.00	485,936.00	0.00	50,000.00	0.00	536,936.00	0.00	0.00	800.00	0.00
Non-Accountable Forms Expenses	5020303000	100,000.00	(100,000.00)	0.00	100,000.00	(100,000.00)	0.00	0.00	0.00	0.00	0.00	0.00	0.00	0.00	0.00	0.00	0.00	0.00	0.00	0.00	0.00	0.00	0.00
Non-Accountable Forms Expenses	5020303000	100,000.00	(100,000.00)	0.00	100,000.00	(100,000.00)	0.00	0.00	0.00	0.00	0.00	0.00	0.00	0.00	0.00	0.00	0.00	0.00	0.00	0.00	0.00	0.00	0.00
Expenses: Dentist and Laboratory supplies	5020308000	965,000.00	(291,825.91)	673,174.09	965,000.00	(291,825.91)	0.00	0.00	673,174.09	68,135.00	276,027.00	89,866.64	232,905.00	666,933.64	48,747.68	101,508.85	77,700.47	186,229.00	414,186.00	0.00	6,240.45	71,650.00	181,097.64
Fuel, Oil and Lubricants Expenses	5020309000	5,606,000.00	(1,254,334.50)	4,351,665.50	5,606,000.00	(1,254,334.50)	0.00	0.00	4,351,665.50	5,234,659.78	11,898.19	7,346.40	(1,121,653.40)	4,132,250.97	658,021.69	1,053,870.62	1,034,317.37	1,064,459.02	3,810,668.70	0.00	219,414.53	321,582.27	0.00
Semi-Expendable Machinery and Equipment	5020321000	329,000.00	337,053.00	666,053.00	329,000.00	337,053.00	0.00	0.00	666,053.00	51,798.00	151,500.00	150,495.00	0.00	431,053.00	50,313.00	147,788.57	150,371.80	80,168.91	428,642.28	0.00	235,000.00	2,410.72	0.00
Semi-Expendable Machinery and Equipment Expenses	5020321000	329,000.00	(329,000.00)	0.00	329,000.00	(329,000.00)	0.00	0.00	0.00	51,798.00	(51,798.00)	0.00	0.00	0.00	50,313.00	(50,313.00)	0.00	0.00	0.00	0.00	0.00	0.00	0.00
Office Equipment	5020321002	0.00	377,195.00	377,195.00	0.00	377,195.00	0.00	0.00	377,195.00	196,000.00	114,295.00	66,900.00	0.00	377,195.00	0.00	190,803.57	114,171.80	69,808.91	374,784.28	0.00	0.00	2,410.72	0.00
Information and Communications Technology Equipment	5020321003	0.00	248,800.00	248,800.00	0.00	248,800.00	0.00	0.00	248,800.00	0.00	0.00	5,000.00	8,800.00	13,800.00	0.00	0.00	5,000.00	8,800.00	13,800.00	0.00	235,000.00	0.00	0.00
Technical and Scientific Equipment	5020321013	0.00	31,200.00	31,200.00	0.00	31,200.00	0.00	0.00	31,200.00	0.00	0.00	31,200.00	0.00	31,200.00	0.00	0.00	31,200.00	0.00	31,200.00	0.00	0.00	0.00	0.00
Other Machinery and Equipment	5020321099	0.00	8,858.00	8,858.00	0.00	8,858.00	0.00	0.00	8,858.00	0.00	7,298.00	0.00	1,560.00	8,858.00	0.00	7,298.00	0.00	1,560.00	8,858.00	0.00	7.00	0.00	0.00
Semi-Expendable Furniture, Fixtures and Books	5020322001	538,000.00	(299,163.00)	238,837.00	538,000.00	(299,163.00)	0.00	0.00	238,837.00	3,997.00	36,785.00	0.00	198,055.00	238,837.00	3,997.00	36,785.00	0.00	137,698.22	178,480.22	0.00	0.00	60,356.78	0.00
Furniture and Fixtures	5020322001	538,000.00	(299,163.00)	238,837.00	538,000.00	(299,163.00)	0.00	0.00	238,837.00	3,997.00	36,785.00	0.00	198,055.00	238,837.00	3,997.00	36,785.00	0.00	137,698.22	178,480.22	0.00	0.00	60,356.78	0.00
Other Supplies and Materials Expenses	5020399000	250,000.00	71,490.85	321,490.85	250,000.00	71,490.85	0.00	0.00	321,490.85	73,163.80	127,639.25	75,856.75	44,831.05	321,490.85	73,163.80	126,105.01	19,790.99	99,877.12	318,936.92	0.00	0.00	2,553.93	0.00
Utility Expenses		6,423,000.00	(548,443.93)	5,874,556.07	6,423,000.00	(548,443.93)	0.00	0.00	5,874,556.07	1,096,433.01	1,082,530.30	1,880,227.71	1,438,261.60	5,497,452.62	971,365.40	1,107,046.59	1,866,892.01	1,092,760.64	5,038,064.84	0.00	377,103.45	458,387.98	0.00
Water Expenses	5020401000	1,377,000.00	(228,058.82)	1,148,941.18	1,377,000.00	(228,058.82)	0.00	0.00	1,148,941.18	153,085.21	198,287.07	206,538.95	213,926.46	771,837.73	70,688.60	206,663.85	213,706.33	225,518.82	716,577.50	0.00	377,103.45	55,260.23	0.00
Electricity Expenses	5020402000	5,046,000.00	(320,385.11)	4,725,614.89	5,046,000.00	(320,385.11)	0.00	0.00	4,725,614.89	943,347.76	884,243.23	1,673,688.76	1,224,335.14	4,725,614.89	900,676.90	900,382.74	1,853,185.68	867,241.82	4,321,487.14	0.00	0.00	404,127.75	0.00
Communication Expenses		3,147,000.00	(451,375.89)	2,695,624.11	3,147,000.00	(451,375.89)	0.00	0.00	2,695,624.11	501,120.71	568,983.66	974,758.86	296,022.42	2,330,883.65	479,932.97	564,394.42	973,863.33	232,911.59	2,251,102.31	0.00	364,740.46	79,781.34	0.00
Postage and Courier Services	5020501000	550,000.00	(288,946.86)	261,053.14	550,000.00	(288,946.86)	0.00	0.00	261,053.14	37,527.02	56,888.50	78,917.82	87,719.80	261,053.14	36,767.52	56,704.63	79,064.37	74,342.18	245,868.70	0.00	0.00	15,184.44	0.00
Telephone Expenses	5020502000	1,957,000.00	(226,971.25)	1,730,028.75	1,957,000.00	(226,971.25)	0.00	0.00	1,730,028.75	423,128.03	395,372.82	799,606.60	111,921.30	1,730,028.75	407,936.02	401,253.41	796,959.32	78,585.44	1,684,734.19	0.00	0.00	45,294.56	0.00
Mobile	5020502001	1,466,000.00	(23,128.60)	1,442,871.40	1,466,000.00	(23,128.60)	0.00	0.00	1,442,871.40	344,625.81	354,296.77	709,428.82	34,520.00	1,442,871.40	344,625.81	354,296.77	709,428.82	12,800.00	1,421,151.40	0.00	0.00	21,720.00	0.00
Landline	5020502002	491,000.00	(203,842.65)	287,157.35	491,000.00	(203,842.65)	0.00	0.00	287,157.35	78,502.22	41,076.06	90,177.78	77,401.30	287,157.35	63,310.21	46,956.64	87,530.50	66,785.44	263,582.79	0.00	0.00	23,574.56	0.00
Internet Subscription Expenses	5020503000	640,000.00	64,542.22	704,542.22	640,000.00	64,542.22	0.00	0.00	704,542.22	40,465.66	106,722.34	96,232.44	96,381.32	339,801.76	35,229.43	107,436.38	97,849.64	79,983.97	320,499.42	0.00	364,740.46	19,302.34	0.00
Communication, Emergency and Extraordinary		136,000.00	0.00	136,000.00	136,000.00	0.00	0.00	0.00	136,000.00	0.00	0.00	40,000.00	23,247.29	63,247.29	0.00	0.00	30,000.00	33,247.29	63,247.29	0.00	72,752.71	0.00	0.00
Extraordinary and Miscellaneous Expenses	5021003000	136,000.00	0.00	136,000.00	136,000.00	0.00	0.00	0.00	136,000.00	0.00	0.00	40,000.00	23,247.29	63,247.29	0.00	0.00	30,000.00	33,247.29	63,247.29	0.00	72,752.71	0.00	0.00
Professional Services		10,974,000.00	1,287,844.67	12,261,844.67	10,974,000.00	1,287,844.67	0.00	0.00	12,261,844.67	6,345,361.00	926,340.29	3,622,898.71	1,367,244.67	12,261,844.67	2,413,942.35	3,538,291.13	2,179,041.28	3,679,795.55	11,811,070.31	0.00	0.00	414,375.96	36,198.40
Legal Services	5021101000	30,000.00	6,550.00	36,550.00	30,000.00	6,550.00	0.00	0.00	36,550.00	12,800.00	5,800.00	8,950.00	8,950.00	36,550.00	12,800.00	5,800.00	8,550.00	36,150.00	0.00	0.00	400.00	0.00	
Auditing Services																							

Department : Department of Agriculture (DA)
 Agency/Entity : Fertilizer and Pesticide Authority
 Operating Unit : < not applicable >
 Organization Code (UACS) : 05 005 000000
 Fund Cluster : 01 - Regular Agency Fund

X	Current Year Appropriations
	Supplemental Appropriations
	Continuing Appropriations

(e.g. UACS Fund Cluster: 01-Regular Agency Fund, 02-Foreign Assisted Projects Fund, 03-Special Account-Locally Funded/Domestic Grants Fund, and 04-Special Account-Foreign Assisted/Foreign Grants Fund)

Particulars	UACS CODE	Appropriations				Allotments				Obligations					Disbursements				Balances				
		Authorized Appropriations	Adjustments (Transfer To/From, Modifications/)	Adjusted Appropriations	Allotments Received	Adjustments (Reductions, Modifications/Augmentations)	Transfer To	Transfer From	Adjusted Allotments	1st Quarter Ending March 31	2nd Quarter Ending June 30	3rd Quarter Ending September 30	4th Quarter Ending December 31	Total	1st Quarter Ending March 31	2nd Quarter Ending June 30	3rd Quarter Ending September 30	4th Quarter Ending December 31	Total	Unreleased Appropriations	Unobligated Allotments	Unpaid Obligations (15-20)-(23+24)	
		3	4	5=(3+4)	6	7	8	9	10=(6+7)-8+9	11	12	13	14	15=(11+12+13+14)	16	17	18	19	20=(16+17+18+19)	21=(5-10)	22=(10-15)	23	24
Fidelity Bond Premiums	5021502000	433,000.00	75,173.15	508,173.15	433,000.00	75,173.15	0.00	0.00	508,173.15	22,500.00	255,875.86	3,375.00	226,422.29	508,173.15	22,500.00	239,938.36	19,312.50	64,422.29	346,173.15	0.00	0.00	162,000.00	0.00
Insurance Expenses	5021503000	530,000.00	(110,832.69)	419,167.31	530,000.00	(110,832.69)	0.00	0.00	419,167.31	311,741.68	57,948.22	49,477.41	0.00	419,167.31	311,741.68	57,948.22	49,477.41	0.00	419,167.31	0.00	0.00	0.00	0.00
Consumer Maintenance and Operating Expenses		6,227,000.00	(1,558,226.73)	4,668,773.27	6,227,000.00	(1,558,226.73)	0.00	0.00	4,668,773.27	1,729,874.94	1,001,300.80	820,361.28	530,374.04	4,081,911.18	327,420.57	1,205,025.60	1,260,736.31	858,901.71	3,752,084.19	0.00	586,882.11	329,826.97	0.00
Printing and Publication Expenses	5029902000	600,000.00	(199,431.00)	400,569.00	600,000.00	(199,431.00)	0.00	0.00	400,569.00	3,200.00	7,134.00	102,028.00	152,467.00	264,829.00	3,200.00	7,134.00	2,278.00	107,797.00	120,409.00	0.00	135,740.00	144,420.00	0.00
Representation Expenses	5029903000	995,000.00	324,623.53	1,319,623.53	995,000.00	324,623.53	0.00	0.00	1,319,623.53	62,476.00	576,522.67	114,882.25	259,160.50	1,013,041.42	60,807.00	558,295.17	134,778.75	99,068.50	852,949.42	0.00	306,582.11	160,092.00	0.00
Transportation and Delivery Expenses	5029904000	282,000.00	65,884.50	347,884.50	282,000.00	65,884.50	0.00	0.00	347,884.50	19,445.00	118,029.00	31,102.50	34,768.00	203,344.50	19,445.00	22,049.00	30,427.50	131,423.00	203,344.50	0.00	144,540.00	0.00	0.00
Rent/Lease Expenses	5029905000	2,967,000.00	(999,614.32)	1,967,385.68	2,967,000.00	(999,614.32)	0.00	0.00	1,967,385.68	1,611,092.12	285,193.56	71,100.00	0.00	1,967,385.68	213,036.58	601,284.93	596,052.60	535,715.67	1,946,089.78	0.00	0.00	21,295.90	0.00
Rents - Building and Structures	5029905001	2,767,000.00	(952,682.32)	1,814,317.68	2,767,000.00	(952,682.32)	0.00	0.00	1,814,317.68	1,487,124.12	285,193.56	42,000.00	0.00	1,814,317.68	194,668.58	564,599.21	546,895.46	498,172.81	1,804,336.06	0.00	0.00	9,981.62	0.00
Rents - Motor Vehicles	5029905003	0.00	29,100.00	29,100.00	0.00	29,100.00	0.00	0.00	29,100.00	0.00	0.00	0.00	0.00	29,100.00	0.00	0.00	0.00	29,100.00	0.00	0.00	0.00	0.00	0.00
Rents - Equipment	5029905004	200,000.00	(76,032.00)	123,968.00	200,000.00	(76,032.00)	0.00	0.00	123,968.00	123,968.00	0.00	0.00	0.00	123,968.00	18,368.00	20,057.14	37,542.86	112,653.72	0.00	0.00	11,314.28	0.00	
Subscription Expenses	5029907000	1,383,000.00	(786,196.44)	596,803.56	1,383,000.00	(786,196.44)	0.00	0.00	596,803.56	31,811.82	9,191.67	477,624.53	78,175.54	596,803.56	30,181.99	9,932.50	473,605.46	79,064.54	592,784.49	0.00	0.00	4,019.07	0.00
ICT Software Subscription	5029907001	0.00	452,616.00	452,616.00	0.00	452,616.00	0.00	0.00	452,616.00	0.00	0.00	461,339.00	(8,723.00)	452,616.00	0.00	0.00	460,450.00	(7,834.00)	452,616.00	0.00	0.00	0.00	0.00
Library and Other Reading Materials	5029907004	1,350,000.00	(1,350,000.00)	0.00	1,350,000.00	(1,350,000.00)	0.00	0.00	0.00	16,768.72	(16,768.72)	50.00	(50.00)	0.00	15,138.89	(15,138.89)	50.00	(50.00)	0.00	0.00	0.00	0.00	0.00
Other Subscription Expenses	5029907099	33,000.00	111,187.56	144,187.56	33,000.00	111,187.56	0.00	0.00	144,187.56	15,043.10	25,960.39	16,235.53	86,948.54	144,187.56	15,043.10	25,071.39	13,105.46	86,948.54	140,168.49	0.00	0.00	4,019.07	0.00
Other Maintenance and Operating Expenses	5029999000	0.00	36,507.00	36,507.00	0.00	36,507.00	0.00	0.00	36,507.00	1,850.00	5,230.00	23,624.00	5,903.00	36,507.00	750.00	6,330.00	23,594.00	5,833.00	36,507.00	0.00	0.00	0.00	0.00
Other Maintenance and Operating Expenses	5029999099	0.00	36,507.00	36,507.00	0.00	36,507.00	0.00	0.00	36,507.00	1,850.00	5,230.00	23,624.00	5,903.00	36,507.00	750.00	6,330.00	23,594.00	5,833.00	36,507.00	0.00	0.00	0.00	0.00
Capital Outlays		89,757,000.00	0.00	89,757,000.00	89,757,000.00	0.00	0.00	0.00	89,757,000.00	7,354,418.60	82,180,000.00	150,760.00	0.00	89,885,178.60	171,168.80	88,274,890.80	1,084,060.74	118,098.26	89,848,218.80	0.00	71,821.40	0.00	36,960.00
Property, Plant and Equipment Outlay		89,757,000.00	0.00	89,757,000.00	89,757,000.00	0.00	0.00	0.00	89,757,000.00	7,354,418.60	82,180,000.00	150,760.00	0.00	89,885,178.60	171,168.80	88,274,890.80	1,084,060.74	118,098.26	89,848,218.80	0.00	71,821.40	0.00	36,960.00
Buildings and Other Structures	5090404000	81,900,000.00	0.00	81,900,000.00	81,900,000.00	0.00	0.00	0.00	81,900,000.00	0.00	81,900,000.00	0.00	0.00	81,900,000.00	0.00	81,900,000.00	0.00	0.00	81,900,000.00	0.00	0.00	0.00	0.00
Buildings	5090404001	81,900,000.00	0.00	81,900,000.00	81,900,000.00	0.00	0.00	0.00	81,900,000.00	0.00	81,900,000.00	0.00	0.00	81,900,000.00	0.00	81,900,000.00	0.00	0.00	81,900,000.00	0.00	0.00	0.00	0.00
Machinery and Equipment Outlay	5090405000	7,857,000.00	0.00	7,857,000.00	7,857,000.00	0.00	0.00	0.00	7,857,000.00	7,354,418.60	280,000.00	150,760.00	0.00	7,785,178.60	171,168.80	6,374,890.80	1,084,060.74	118,098.26	7,748,218.60	0.00	71,821.40	0.00	36,960.00
Technical and Scientific Equipment	5090405014	7,857,000.00	0.00	7,857,000.00	7,857,000.00	0.00	0.00	0.00	7,857,000.00	7,354,418.60	280,000.00	150,760.00	0.00	7,785,178.60	171,168.80	6,374,890.80	1,084,060.74	118,098.26	7,748,218.60	0.00	71,821.40	0.00	36,960.00
B. AUTOMATIC APPROPRIATIONS		9,140,000.00	0.00	9,140,000.00	9,140,000.00	0.00	0.00	0.00	9,140,000.00	2,188,077.73	1,465,317.75	3,046,439.02	2,307,190.82	9,007,025.12	2,188,077.73	1,465,317.75	3,046,439.02	2,307,190.82	9,007,025.12	0.00	132,974.88	0.00	0.00
Retirement and Life Insurance Premiums	9,140,000.00	0.00	9,140,000.00	9,140,000.00	0.00	9,140,000.00	0.00	0.00	9,140,000.00	2,188,077.73	1,465,317.75	3,046,439.02	2,307,190.82	9,007,025.12	2,188,077.73	1,465,317.75	3,046,439.02	2,307,190.82	9,007,025.12	0.00	132,974.88	0.00	0.00
C. SPECIAL PURPOSE FUNDS		0.00	9,221,584.00	9,221,584.00	0.00	9,221,584.00	0.00	0.00	9,221,584.00	1,273,925.44	1,256,406.39	4,611,347.19	2,079,861.67	9,221,540.89	1,273,925.44	1,028,273.42	4,835,034.16	2,079,861.67	9,217,094.89	0.00	43.31	0.00	4,446.00
Miscellaneous Personnel Benefits Fund		0.00	3,647,475.00	3,647,475.00	0.00	3,647,475.00	0.00	0.00	3,647,475.00	0.00	0.00	3,647,474.22	0.00	3,647,474.22	0.00	0.00	3,643,028.22	0.00	3,643,028.22	0.00	0.78	0.00	4,446.00
Other Compensation	5810200000	0.00	3,647,475.00	3,647,475.00	0.00	3,647,475.00	0.00	0.00	3,647,475.00	0.00	0.00	3,647,474.22	0.00	3,647,474.22	0.00	0.00	3,643,028.22	0.00	3,643,028.22	0.00	0.78	0.00	4,446.00
Other Bonuses and Allowances		0.00	3,647,475.00	3,647,475.00	0.00	3,647,475.00	0.00	0.00	3,647,475.00	0.00	0.00	3,647,474.22	0.00	3,647,474.22	0.00	0.00	3,643,028.22	0.00	3,643,028.22	0.00	0.78	0.00	4,446.00
Performance Based Bonus - Civilian	5010299014	0.00	3,647,475.00	3,647,475.00	0.00	3,647,475.00	0.00	0.00	3,647,475.00	0.00	0.00	3,647,474.22	0.00	3,647,474.22	0.00	0.00	3,643,028.22	0.00	3,643,028.22	0.00	0.78	0.00	4,446.00
Pension and Gratuity Fund		0.00	5,574,109.00	5,574,109.00	0.00	5,574,109.00	0.00	0.00	5,574,109.00	1,273,925.44	1,256,406.39	963,872.97	2,079,861.67	5,574,066.47	1,273,925.44	1,028,273.42	1,192,005.94	2,079,861.67	5,574,066.47	0.00	42.53	0.00	0.00
Other Personnel Benefits	5810400000	0.00	5,574,109.00	5,574,109.00	0.00	5,574,109.00	0.00	0.00	5,574,109.00	1,273,925.44	1,256,406.39	963,872.97	2,079,861.67	5,574,066.47	1,273,925.44	1,028,273.42	1,192,005.94	2,079,861.67	5,574,066.47	0.00	42.53	0.00	0.00
Other Personnel Benefits		0.00	5,574,109.00	5,574,109.00	0.00	5,574,109.00	0.00	0.00	5,574,109.00	1,273,925.44	1,256,406.39	963,872.97	2,079,861.67	5,574,066.47	1,273,925.44	1,028,273.42	1,192,005.94	2,079,861.67	5,574,066.47	0.00	42.53	0.00	0.00
Terminal Leave Benefits - Civilian	5010403001	0.00	4,492,346.02	4,492,346.02	0.00	4,492,346.02																	


SUMMARY OF APPROPRIATIONS, ALLOTMENTS, OBLIGATIONS, DISBURSEMENTS AND BALANCES BY OBJECT OF EXPENDITURES
As at the Quarter Ending December 31, 2023


Department : Department of Agriculture (DA)
 Agency/Entity : Fertilizer and Pesticide Authority
 Operating Unit : < not applicable >
 Organization Code (UACS) : 05 005 0000000
 Fund Cluster : 01 - Regular Agency Fund


	Current Year Appropriations
	Supplemental Appropriations
X	Continuing Appropriations


(e.g. UACS Fund Cluster: 01-Regular Agency Fund, 02-Foreign Assisted Projects Fund, 03-Special Account-Locally Funded/Domestic Grants Fund, and 04-Special Account-Foreign Assisted/Foreign Grants Fund)

Particulars	UACS CODE	Appropriations				Allotments				Obligations					Disbursements				Balances				
		Authorized Appropriations	Adjustments (Transfer To/From, Modifications/Augmentations)	Adjusted Appropriations	Allotments Received	Adjustments (Reductions, Modifications/Augmentations)	Transfer To	Transfer From	Adjusted Allotments	1st Quarter Ending March 31	2nd Quarter Ending June 30	3rd Quarter Ending September 30	4th Quarter Ending December 31	Total	1st Quarter Ending March 31	2nd Quarter Ending June 30	3rd Quarter Ending September 30	4th Quarter Ending December 31	Total	Unreleased Appropriations	Unobligated Allotments	Unpaid Obligations (15-20)=(23+24)	
		3	4	5=(3+4)	6	7	8	9	10=(8+(-)-7)-4+9	11	12	13	14	15=(11+12+13+14)	16	17	18	19	20=(16+17+18+19)	21=(5-18)	22=(10-13)	23	24
SUMMARY		674,712.28	0.00	674,712.28	674,712.28	0.00	0.00	0.00	674,712.28	0.00	190,992.84	366,401.95	113,973.83	671,368.62	0.00	190,992.84	355,936.32	124,439.46	671,368.62	0.00	3,343.66	0.00	0.00
I. AGENCY SPECIFIC BUDGET		674,712.28	0.00	674,712.28	674,712.28	0.00	0.00	0.00	674,712.28	0.00	190,992.84	366,401.95	113,973.83	671,368.62	0.00	190,992.84	355,936.32	124,439.46	671,368.62	0.00	3,343.66	0.00	0.00
Maintenance and Other Operating Expenses		582,342.28	0.00	582,342.28	582,342.28	0.00	0.00	0.00	582,342.28	0.00	190,992.84	276,451.95	113,973.83	581,418.62	0.00	190,992.84	270,001.95	120,423.83	581,418.62	0.00	923.66	0.00	0.00
Traveling Expenses		319,839.66	(319,005.23)	834.43	319,839.66	(319,005.23)	0.00	0.00	834.43	0.00	0.00	0.00	0.00	0.00	0.00	0.00	0.00	0.00	0.00	0.00	834.43	0.00	0.00
Traveling Expenses - Local	5020101000	319,839.66	(319,005.23)	834.43	319,839.66	(319,005.23)	0.00	0.00	834.43	0.00	0.00	0.00	0.00	0.00	0.00	0.00	0.00	0.00	0.00	0.00	834.43	0.00	0.00
Supplies and Materials Expenses		0.00	2,778.00	2,778.00	0.00	2,778.00	0.00	0.00	2,778.00	0.00	0.00	2,778.00	2,778.00	2,778.00	0.00	0.00	0.00	2,778.00	2,778.00	0.00	0.00	0.00	0.00
Office Supplies Expenses	5020301000	0.00	2,778.00	2,778.00	0.00	2,778.00	0.00	0.00	2,778.00	0.00	0.00	2,778.00	2,778.00	2,778.00	0.00	0.00	0.00	2,778.00	2,778.00	0.00	0.00	0.00	0.00
Office Supplies Expenses	5020301002	0.00	2,778.00	2,778.00	0.00	2,778.00	0.00	0.00	2,778.00	0.00	0.00	2,778.00	2,778.00	2,778.00	0.00	0.00	0.00	2,778.00	2,778.00	0.00	0.00	0.00	0.00
Utility Expenses		194,502.62	(194,502.62)	0.00	194,502.62	(194,502.62)	0.00	0.00	0.00	0.00	0.00	0.00	0.00	0.00	0.00	0.00	0.00	0.00	0.00	0.00	0.00	0.00	0.00
Water Expenses	5020401000	94,560.26	(94,560.26)	0.00	94,560.26	(94,560.26)	0.00	0.00	0.00	0.00	0.00	0.00	0.00	0.00	0.00	0.00	0.00	0.00	0.00	0.00	0.00	0.00	0.00
Electricity Expenses	5020402000	99,942.36	(99,942.36)	0.00	99,942.36	(99,942.36)	0.00	0.00	0.00	0.00	0.00	0.00	0.00	0.00	0.00	0.00	0.00	0.00	0.00	0.00	0.00	0.00	0.00
Confidential, Intelligence and Extraordinary		68,000.00	(67,910.77)	89.23	68,000.00	(67,910.77)	0.00	0.00	89.23	0.00	0.00	0.00	0.00	0.00	0.00	0.00	0.00	0.00	0.00	0.00	89.23	0.00	0.00
Extraordinary and Miscellaneous Expenses	5021003000	68,000.00	(67,910.77)	89.23	68,000.00	(67,910.77)	0.00	0.00	89.23	0.00	0.00	0.00	0.00	0.00	0.00	0.00	0.00	0.00	0.00	0.00	89.23	0.00	0.00
Professional Services		0.00	539,999.62	539,999.62	0.00	539,999.62	0.00	0.00	539,999.62	0.00	190,992.84	276,259.95	72,746.83	539,999.62	0.00	190,992.84	269,809.95	79,196.83	539,999.62	0.00	0.00	0.00	0.00
Legal Services	5021101000	0.00	400.00	400.00	0.00	400.00	0.00	0.00	400.00	0.00	0.00	400.00	400.00	400.00	0.00	0.00	400.00	0.00	400.00	0.00	0.00	0.00	0.00
Other Professional Services	5021199000	0.00	539,599.62	539,599.62	0.00	539,599.62	0.00	0.00	539,599.62	0.00	190,992.84	275,859.95	72,746.83	539,599.62	0.00	190,992.84	269,409.95	79,196.83	539,599.62	0.00	0.00	0.00	0.00
Repairs and Maintenance		0.00	34,900.00	34,900.00	0.00	34,900.00	0.00	0.00	34,900.00	0.00	0.00	34,900.00	34,900.00	34,900.00	0.00	0.00	0.00	34,900.00	34,900.00	0.00	0.00	0.00	0.00
Repairs and Maintenance - Transportation	5021306000	0.00	34,900.00	34,900.00	0.00	34,900.00	0.00	0.00	34,900.00	0.00	0.00	34,900.00	34,900.00	34,900.00	0.00	0.00	0.00	34,900.00	34,900.00	0.00	0.00	0.00	0.00
Motor Vehicles	5021306001	0.00	34,900.00	34,900.00	0.00	34,900.00	0.00	0.00	34,900.00	0.00	0.00	34,900.00	34,900.00	34,900.00	0.00	0.00	0.00	34,900.00	34,900.00	0.00	0.00	0.00	0.00
Other Maintenance and Operating Expenses		0.00	3,741.00	3,741.00	0.00	3,741.00	0.00	0.00	3,741.00	0.00	0.00	192.00	3,549.00	3,741.00	0.00	0.00	192.00	3,549.00	3,741.00	0.00	0.00	0.00	0.00
Printing and Publication Expenses	5029502000	0.00	192.00	192.00	0.00	192.00	0.00	0.00	192.00	0.00	0.00	192.00	192.00	192.00	0.00	0.00	192.00	0.00	192.00	0.00	0.00	0.00	0.00
Other Maintenance and Operating Expenses	5029999000	0.00	3,549.00	3,549.00	0.00	3,549.00	0.00	0.00	3,549.00	0.00	0.00	3,549.00	3,549.00	3,549.00	0.00	0.00	0.00	3,549.00	3,549.00	0.00	0.00	0.00	0.00
Other Maintenance and Operating Expenses	5029999009	0.00	3,549.00	3,549.00	0.00	3,549.00	0.00	0.00	3,549.00	0.00	0.00	3,549.00	3,549.00	3,549.00	0.00	0.00	0.00	3,549.00	3,549.00	0.00	0.00	0.00	0.00
Capital Outlays		92,370.00	0.00	92,370.00	92,370.00	0.00	0.00	0.00	92,370.00	0.00	0.00	89,950.00	0.00	89,950.00	0.00	0.00	85,934.37	4,015.63	89,950.00	0.00	2,420.00	0.00	0.00
Property, Plant and Equipment Outlay		92,370.00	0.00	92,370.00	92,370.00	0.00	0.00	0.00	92,370.00	0.00	0.00	89,950.00	0.00	89,950.00	0.00	0.00	85,934.37	4,015.63	89,950.00	0.00	2,420.00	0.00	0.00
Machinery and Equipment Outlay	5060405000	92,370.00	0.00	92,370.00	92,370.00	0.00	0.00	0.00	92,370.00	0.00	0.00	89,950.00	0.00	89,950.00	0.00	0.00	85,934.37	4,015.63	89,950.00	0.00	2,420.00	0.00	0.00
Information and Communication Technology	5060405003	0.00	89,950.00	89,950.00	0.00	89,950.00	0.00	0.00	89,950.00	0.00	0.00	89,950.00	0.00	89,950.00	0.00	0.00	85,934.37	4,015.63	89,950.00	0.00	0.00	0.00	0.00
ICT Software	5060405015	92,370.00	(89,950.00)	2,420.00	92,370.00	(89,950.00)	0.00	0.00	2,420.00	0.00	0.00	0.00	0.00	0.00	0.00	0.00	0.00	0.00	0.00	0.00	2,420.00	0.00	0.00
GRAND TOTAL		674,712.28	0.00	674,712.28	674,712.28	0.00	0.00	0.00	674,712.28	0.00	190,992.84	366,401.95	113,973.83	671,368.62	0.00	190,992.84	355,936.32	124,439.46	671,368.62	0.00	3,343.66	0.00	0.00

Certified Correct:

ERAMAE V. INOCENCIO
 Chief, Budget Section
 Dat January 25, 2024 10:33 AM

Certified Correct:

SHIENNA LYN D. ATIENZA
 OIC, Accounting Section
 Dat January 25, 2024 10:33 AM

Recommending Approval By:

GINA C. TOMIMBANG
 Chief, Finance and Administrative Division
 Dat January 26, 2024 08:06 AM

Approved By:

JULIETTA B. LANSANG
 Executive Director
 Dat January 26, 2024 08:09 AM

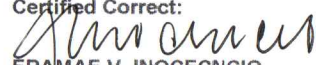
List of Allotments and Sub-Allotments
As at the Quarter Ending December 31, 2023


Department : Department of Agriculture (DA)
 Agency/Entity : Fertilizer and Pesticide Authority
 Operating Unit : < not applicable >
 Organization Code (UACS) : 05 005 000000
 Fund Cluster : 01 - Regular Agency Fund

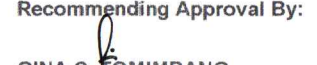
X	Current Year Appropriations
	Supplemental Appropriations
	Continuing Appropriations


(e.g. UACS Fund Cluster: 01-Regular Agency Fund, 02-Foreign Assisted Projects Fund, 03-Special Account-Locally Funded/Domestic Grants Fund, and 04-Special Account-Foreign Assisted/Foreign Grants Fund)

No.	Allotments/Sub-Allotments Reference		Funding Source		Allotments/Sub-Allotments received from CO/ROs/OUs					Sub-Allotments to ROs/OUs				Total Allotments/Net of Sub-allotments					
	Number	Date	Description	UACS CODE	PS	MOOE	FinEx	CO	Sub-Total	PS	MOOE	FinEx	CO	Total	PS	MOOE	FinEx	CO	Total
1	2	3	4	5	6	7	8	9	10=(6+7+8+9)	11	12	13	14	15=(11+12+13+14)	16=(6+11)	17=(7+12)	18=(8+13)	19=(9+14)	20=(16+17+18+19)
A. Allotments received from DBM																			
1	GAA Items released through GAA as Allotment Order per Annex A of NBC No. 590	2023-01-03	Specific Budgets of National Government Agencies	101101	99,971,000.00	60,374,000.00	0.00	89,757,000.00	250,102,000.00	0.00	0.00	0.00	0.00	0.00	99,971,000.00	60,374,000.00	0.00	89,757,000.00	250,102,000.00
2	Items For Release through GARO per Annex C of NBC No. 590	2023-01-03	Retirement and Life Insurance Premiums	104102	9,140,000.00	0.00	0.00	0.00	9,140,000.00	0.00	0.00	0.00	0.00	0.00	9,140,000.00	0.00	0.00	0.00	9,140,000.00
3	SARO-BMB-E-23-0013376	2023-02-23	Pension and Gratuity Fund	101407	53,490.00	0.00	0.00	0.00	53,490.00	0.00	0.00	0.00	0.00	0.00	53,490.00	0.00	0.00	0.00	53,490.00
4	SARO-BMB-E-23-0014555	2023-03-20	Pension and Gratuity Fund	101407	1,220,436.00	0.00	0.00	0.00	1,220,436.00	0.00	0.00	0.00	0.00	0.00	1,220,436.00	0.00	0.00	0.00	1,220,436.00
5	SARO-BMB-E-23-0015769	2023-04-12	Pension and Gratuity Fund	101407	405,515.00	0.00	0.00	0.00	405,515.00	0.00	0.00	0.00	0.00	0.00	405,515.00	0.00	0.00	0.00	405,515.00
6	SARO-BMB-E-23-0017687	2023-05-30	Pension and Gratuity Fund	101407	550,701.00	0.00	0.00	0.00	550,701.00	0.00	0.00	0.00	0.00	0.00	550,701.00	0.00	0.00	0.00	550,701.00
7	SARO-BMB-E-23-0018391	2023-06-15	Pension and Gratuity Fund	101407	72,058.00	0.00	0.00	0.00	72,058.00	0.00	0.00	0.00	0.00	0.00	72,058.00	0.00	0.00	0.00	72,058.00
8	SARO-BMB-E-23-0019057	2023-06-29	Pension and Gratuity Fund	101407	228,133.00	0.00	0.00	0.00	228,133.00	0.00	0.00	0.00	0.00	0.00	228,133.00	0.00	0.00	0.00	228,133.00
9	SARO-BMB-E-23-0019761	2023-07-13	Miscellaneous Personnel Benefits Fund	101406	3,647,475.00	0.00	0.00	0.00	3,647,475.00	0.00	0.00	0.00	0.00	0.00	3,647,475.00	0.00	0.00	0.00	3,647,475.00
10	SARO-BMB-E-23-0020485	2023-08-01	Pension and Gratuity Fund	101407	73,224.00	0.00	0.00	0.00	73,224.00	0.00	0.00	0.00	0.00	0.00	73,224.00	0.00	0.00	0.00	73,224.00
11	SARO-BMB-E-23-0020486	2023-08-01	Pension and Gratuity Fund	101407	306,560.00	0.00	0.00	0.00	306,560.00	0.00	0.00	0.00	0.00	0.00	306,560.00	0.00	0.00	0.00	306,560.00
12	SARO-BMB-E-23-0021850	2023-08-08	Pension and Gratuity Fund	101407	106,498.00	0.00	0.00	0.00	106,498.00	0.00	0.00	0.00	0.00	0.00	106,498.00	0.00	0.00	0.00	106,498.00
13	SARO-BMB-E-23-0023960	2023-09-28	Pension and Gratuity Fund	101407	477,630.00	0.00	0.00	0.00	477,630.00	0.00	0.00	0.00	0.00	0.00	477,630.00	0.00	0.00	0.00	477,630.00
14	SARO-BMB-E-23-0025066	2023-10-27	Pension and Gratuity Fund	101407	370,021.00	0.00	0.00	0.00	370,021.00	0.00	0.00	0.00	0.00	0.00	370,021.00	0.00	0.00	0.00	370,021.00
15	SARO-BMB-E-23-0025156	2023-11-06	Pension and Gratuity Fund	101407	1,337,825.00	0.00	0.00	0.00	1,337,825.00	0.00	0.00	0.00	0.00	0.00	1,337,825.00	0.00	0.00	0.00	1,337,825.00
16	SARO-BMB-E-23-0025700	2023-11-17	Pension and Gratuity Fund	101407	157,433.00	0.00	0.00	0.00	157,433.00	0.00	0.00	0.00	0.00	0.00	157,433.00	0.00	0.00	0.00	157,433.00
17	SARO-BMB-E-23-0026113	2023-11-28	Pension and Gratuity Fund	101407	106,498.00	0.00	0.00	0.00	106,498.00	0.00	0.00	0.00	0.00	0.00	106,498.00	0.00	0.00	0.00	106,498.00
18	SARO-BMB-E-23-0027105	2023-12-21	Pension and Gratuity Fund	101407	108,087.00	0.00	0.00	0.00	108,087.00	0.00	0.00	0.00	0.00	0.00	108,087.00	0.00	0.00	0.00	108,087.00
19	SARO-BMB-E-23-0027410	2023-12-27	Specific Budgets of National Government Agencies	101101	985,958.00	(985,958.00)	0.00	0.00	0.00	0.00	0.00	0.00	0.00	0.00	985,958.00	(985,958.00)	0.00	0.00	0.00
Sub-Total					119,318,542.00	59,388,042.00	0.00	89,757,000.00	268,463,584.00	0.00	0.00	0.00	0.00	0.00	119,318,542.00	59,388,042.00	0.00	89,757,000.00	268,463,584.00
Total Allotments					119,318,542.00	59,388,042.00	0.00	89,757,000.00	268,463,584.00	0.00	0.00	0.00	0.00	0.00	119,318,542.00	59,388,042.00	0.00	89,757,000.00	268,463,584.00
Summary by Funding Source Code:																			
Specific Budgets of National Government Agencies				101101	100,956,958.00	59,388,042.00	0.00	89,757,000.00	250,102,000.00	0.00	0.00	0.00	0.00	0.00	100,956,958.00	59,388,042.00	0.00	89,757,000.00	250,102,000.00
Miscellaneous Personnel Benefits Fund				101406	3,647,475.00	0.00	0.00	0.00	3,647,475.00	0.00	0.00	0.00	0.00	0.00	3,647,475.00	0.00	0.00	0.00	3,647,475.00
Pension and Gratuity Fund				101407	5,574,109.00	0.00	0.00	0.00	5,574,109.00	0.00	0.00	0.00	0.00	0.00	5,574,109.00	0.00	0.00	0.00	5,574,109.00
Retirement and Life Insurance Premiums				104102	9,140,000.00	0.00	0.00	0.00	9,140,000.00	0.00	0.00	0.00	0.00	0.00	9,140,000.00	0.00	0.00	0.00	9,140,000.00

Certified Correct:

ERAMAE V. INOCENCIO
 Chief, Budget Section
 Dat January 25, 2024 10:36 AM

Certified Correct:

SHIENNA LYN D. ATIENZA
 Chief, Accounting Section
 Dat January 25, 2024 10:36 AM

Recommending Approval By:

GINA C. FOMIBANG
 Chief, FAD
 Dat January 26, 2024 08:06 AM

Approved By:

JULIETA B. LANSANGAN
 Executive Director
 Dat January 26, 2024 08:12 AM

AGING OF UNPAID OBLIGATIONS
As at December 31, 2023

Department : Department of Agriculture (DA)
 Agency/Entity : Fertilizer and Pesticide Authority
 Operating Unit : < not applicable >
 Organization Code (UACS) : 05 005 000000
 Fund Cluster : 01 - Regular Agency Fund

Name of Creditors	Obligation Request and Status			AGING OF UNPAID OBLIGATIONS							Remarks
	Number	Date	Amount	Amount	90 days & below	91 to 180 days	181 to 270 days	271 to 365/366 days	More than 1 year but less than 2 years	More than 2 years	
1	2	3	4	5=(6+7+8+9+10+11)	6	7	8	9	10	11	12
A. Due and Demandable Obligations (Accounts Payable)*			4,065,872.77	4,065,872.77	4,065,872.77	0.00	0.00	0.00	0.00	0.00	0.00
A.1 Current Year's Appropriations			4,065,872.77	4,065,872.77	4,065,872.77	0.00	0.00	0.00	0.00	0.00	0.00
Personnel Services			4,065,872.77	4,065,872.77	4,065,872.77	0.00	0.00	0.00	0.00	0.00	0.00
FPA PAYROLL FUND	01-01101101-2023-12-0230	2023-12-12	1,386,158.39	1,386,158.39	1,386,158.39	0.00	0.00	0.00	0.00	0.00	0.00
FPA PAYROLL FUND	01-01101101-2023-12-0231	2023-12-12	272,764.48	272,764.48	272,764.48	0.00	0.00	0.00	0.00	0.00	0.00
FPA PAYROLL FUND	01-01101101-2023-12-0235	2023-12-12	313,193.91	313,193.91	313,193.91	0.00	0.00	0.00	0.00	0.00	0.00
FPA PAYROLL FUND	01-01101101-2023-12-0236	2023-12-12	43,929.33	43,929.33	43,929.33	0.00	0.00	0.00	0.00	0.00	0.00
FPA PAYROLL FUND	01-01101101-2023-12-0242	2023-12-15	85,750.00	85,750.00	85,750.00	0.00	0.00	0.00	0.00	0.00	0.00
FPA PAYROLL FUND	01-01101101-2023-12-0243	2023-12-15	4,862.50	4,862.50	4,862.50	0.00	0.00	0.00	0.00	0.00	0.00
FPA PAYROLL FUND	01-01101101-2023-12-0243	2023-12-15	18,325.04	18,325.04	18,325.04	0.00	0.00	0.00	0.00	0.00	0.00
FPA PAYROLL FUND	01-01101101-2023-12-0251	2023-12-27	346,510.63	346,510.63	346,510.63	0.00	0.00	0.00	0.00	0.00	0.00
FPA PAYROLL FUND	01-01101101-2023-12-0252	2023-12-27	209,896.13	209,896.13	209,896.13	0.00	0.00	0.00	0.00	0.00	0.00
FPA PAYROLL FUND	01-01101101-2023-12-0260	2023-12-29	83,163.94	83,163.94	83,163.94	0.00	0.00	0.00	0.00	0.00	0.00
R. REYES	01-01101101-2023-12-0257	2023-12-28	7,762.43	7,762.43	7,762.43	0.00	0.00	0.00	0.00	0.00	0.00
Maintenance and Other Operating Expenses			2,679,714.38	2,679,714.38	2,679,714.38	0.00	0.00	0.00	0.00	0.00	0.00
A. ALEJAR	02-01101101-2023-12-2418	2023-12-18	300.00	300.00	300.00	0.00	0.00	0.00	0.00	0.00	0.00
A. ALEJAR	02-01101101-2023-12-2419	2023-12-18	480.00	480.00	480.00	0.00	0.00	0.00	0.00	0.00	0.00
A. ARAUSA, JR.	02-01101101-2023-12-2599	2023-12-29	3,570.42	3,570.42	3,570.42	0.00	0.00	0.00	0.00	0.00	0.00
A. ARAUSA, JR.	02-01101101-2023-12-2600	2023-12-29	164.43	164.43	164.43	0.00	0.00	0.00	0.00	0.00	0.00
A. CARDENAS	02-01101101-2023-12-2550	2023-12-28	1,998.00	1,998.00	1,998.00	0.00	0.00	0.00	0.00	0.00	0.00
A. JOAQUIN	02-01101101-2023-09-1753	2023-09-27	4,049.18	4,049.18	4,049.18	0.00	0.00	0.00	0.00	0.00	0.00
A. NEE-ESTUYE	02-01101101-2023-12-2544	2023-12-28	4,050.00	4,050.00	4,050.00	0.00	0.00	0.00	0.00	0.00	0.00
A. OCAMPO	02-01101101-2023-12-2417	2023-12-18	180.00	180.00	180.00	0.00	0.00	0.00	0.00	0.00	0.00
A. PAALISBO	02-01101101-2023-12-2570	2023-12-28	1,120.00	1,120.00	1,120.00	0.00	0.00	0.00	0.00	0.00	0.00
A. PAALISBO	02-01101101-2023-12-2597	2023-12-29	278.74	278.74	278.74	0.00	0.00	0.00	0.00	0.00	0.00

This report was generated using the Unified Reporting System on January 26, 2024 8:14 AM; Status : SUBMITTED

Department : Department of Agriculture (DA)
 Agency/Entity : Fertilizer and Pesticide Authority
 Operating Unit : < not applicable >
 Organization Code (UACS) : 05 005 0000000
 Fund Cluster : 01 - Regular Agency Fund

Name of Creditors	Obligation Request and Status			AGING OF UNPAID OBLIGATIONS							Remarks
	Number	Date	Amount	Amount	90 days & below	91 to 180 days	181 to 270 days	271 to 365/366 days	More than 1 year but less than 2 years	More than 2 years	
	2	3	4	5=(6+7+8+9+10+11)	6	7	8	9	10	11	
A. PAALISBO	02-01101101-2023-12-2598	2023-12-29	1,299.00	1,299.00	1,299.00	0.00	0.00	0.00	0.00	0.00	0.00
A. PALCUTILO	02-01101101-2023-12-2560	2023-12-28	4,924.00	4,924.00	4,924.00	0.00	0.00	0.00	0.00	0.00	0.00
A. PALCUTILO	02-01101101-2023-12-2607	2023-12-29	238.00	238.00	238.00	0.00	0.00	0.00	0.00	0.00	0.00
A. ROJO	02-01101101-2023-12-2504	2023-12-21	5,925.00	5,925.00	5,925.00	0.00	0.00	0.00	0.00	0.00	0.00
ALPHA STEEL OFFICE AND HOME FURNISHINGS CO. INC	02-01101101-2023-12-2381	2023-12-14	16,800.00	16,800.00	16,800.00	0.00	0.00	0.00	0.00	0.00	0.00
BELMAN LABORATORIES	02-01101101-2023-09-1593	2023-09-11	11,400.00	11,400.00	11,400.00	0.00	0.00	0.00	0.00	0.00	0.00
BUREAU OF THE TREASURY	02-01101101-2023-12-2557	2023-12-28	57,000.00	57,000.00	57,000.00	0.00	0.00	0.00	0.00	0.00	0.00
BUREAU OF THE TREASURY	02-01101101-2023-12-2558	2023-12-28	105,000.00	105,000.00	105,000.00	0.00	0.00	0.00	0.00	0.00	0.00
C. AGRADE	02-01101101-2023-12-2590	2023-12-29	11,010.00	11,010.00	11,010.00	0.00	0.00	0.00	0.00	0.00	0.00
C. ALONZO	02-01101101-2023-12-2571	2023-12-28	9,400.00	9,400.00	9,400.00	0.00	0.00	0.00	0.00	0.00	0.00
C. ALONZO	02-01101101-2023-12-2601	2023-12-29	2,660.00	2,660.00	2,660.00	0.00	0.00	0.00	0.00	0.00	0.00
C. ALONZO	02-01101101-2023-12-2616	2023-12-29	360.60	360.60	360.60	0.00	0.00	0.00	0.00	0.00	0.00
C. FOLLOSCO	02-01101101-2023-12-2620	2023-12-29	9,600.00	9,600.00	9,600.00	0.00	0.00	0.00	0.00	0.00	0.00
C. LIM	02-01101101-2023-12-2618	2023-12-29	13,100.00	13,100.00	13,100.00	0.00	0.00	0.00	0.00	0.00	0.00
CAPERIG APARTMENT/AVELINO CAPERIG	02-01101101-2023-03-0434	2023-03-28	1,473.22	1,473.22	1,473.22	0.00	0.00	0.00	0.00	0.00	0.00
CEBU CFI COMMUNITY COOP.	02-01101101-2023-12-2603	2023-12-29	4,663.55	4,663.55	4,663.55	0.00	0.00	0.00	0.00	0.00	0.00
D. BOHOL	02-01101101-2023-12-2592	2023-12-29	7,950.00	7,950.00	7,950.00	0.00	0.00	0.00	0.00	0.00	0.00
D. DEIMOS	02-01101101-2023-12-2535	2023-12-28	9,600.00	9,600.00	9,600.00	0.00	0.00	0.00	0.00	0.00	0.00
D. LEYNES	02-01101101-2023-12-2530	2023-12-27	8,980.00	8,980.00	8,980.00	0.00	0.00	0.00	0.00	0.00	0.00
D. MALLARI	02-01101101-2023-12-2576	2023-12-28	12,300.00	12,300.00	12,300.00	0.00	0.00	0.00	0.00	0.00	0.00
D. NEGRE	02-01101101-2023-12-2562	2023-12-28	820.00	820.00	820.00	0.00	0.00	0.00	0.00	0.00	0.00
D. PUNELAS	02-01101101-2023-12-2450	2023-12-19	2,304.00	2,304.00	2,304.00	0.00	0.00	0.00	0.00	0.00	0.00
D. YABAO	02-01101101-2023-12-2588	2023-12-29	9,056.29	9,056.29	9,056.29	0.00	0.00	0.00	0.00	0.00	0.00
E. AGUILAR	02-01101101-2023-12-2610	2023-12-29	4,715.09	4,715.09	4,715.09	0.00	0.00	0.00	0.00	0.00	0.00
E. BARRIDA	02-01101101-2023-12-2546	2023-12-28	9,600.00	9,600.00	9,600.00	0.00	0.00	0.00	0.00	0.00	0.00
E. BARRIDA	02-01101101-2023-12-2602	2023-12-29	8,640.00	8,640.00	8,640.00	0.00	0.00	0.00	0.00	0.00	0.00
E. BOJOS	02-01101101-2023-12-2577	2023-12-28	8,300.00	8,300.00	8,300.00	0.00	0.00	0.00	0.00	0.00	0.00
E. ONG	02-01101101-2023-12-2520	2023-12-22	1,320.00	1,320.00	1,320.00	0.00	0.00	0.00	0.00	0.00	0.00
E. SANTIAGO	02-01101101-2023-11-2075	2023-11-10	5,221.91	5,221.91	5,221.91	0.00	0.00	0.00	0.00	0.00	0.00

Department : Department of Agriculture (DA)
 Agency/Entity : Fertilizer and Pesticide Authority
 Operating Unit : < not applicable >
 Organization Code (UACS) : 05 005 0000000
 Fund Cluster : 01 - Regular Agency Fund

Name of Creditors	Obligation Request and Status			AGING OF UNPAID OBLIGATIONS							Remarks	
	Number	Date	Amount	Amount	90 days & below	91 to 180 days	181 to 270 days	271 to 365/366 days	More than 1 year but less than 2 years	More than 2 years		
	2	3	4	5=(6+7+8+9+10+11)	6	7	8	9	10	11		12
F. BAÑAGA	02-01101101-2023-12-2502	2023-12-21	9,020.00	9,020.00	9,020.00	0.00	0.00	0.00	0.00	0.00	0.00	
F. COSTAS	02-01101101-2023-12-2512	2023-12-22	7,500.00	7,500.00	7,500.00	0.00	0.00	0.00	0.00	0.00	0.00	
F. VASQUEZ	02-01101101-2023-12-2452	2023-12-19	56,640.00	56,640.00	56,640.00	0.00	0.00	0.00	0.00	0.00	0.00	
F. VILLAMON	02-01101101-2023-12-2545	2023-12-28	5,940.00	5,940.00	5,940.00	0.00	0.00	0.00	0.00	0.00	0.00	
F. VILLAMON	02-01101101-2023-12-2595	2023-12-29	573.00	573.00	573.00	0.00	0.00	0.00	0.00	0.00	0.00	
FLORITA O. CAUSON/SBR APARTMENT	02-01101101-2023-06-1054	2023-06-26	2,142.86	2,142.86	2,142.86	0.00	0.00	0.00	0.00	0.00	0.00	
FPA PAYROLL FUND	02-01101101-2023-07-1199	2023-07-14	57,871.20	57,871.20	57,871.20	0.00	0.00	0.00	0.00	0.00	0.00	
FPA PAYROLL FUND	02-01101101-2023-07-1216	2023-07-19	155,311.15	155,311.15	155,311.15	0.00	0.00	0.00	0.00	0.00	0.00	
FPA PAYROLL FUND	02-01101101-2023-12-2605	2023-12-29	11,574.24	11,574.24	11,574.24	0.00	0.00	0.00	0.00	0.00	0.00	
FPA PAYROLL FUND	02-01101101-2023-12-2606	2023-12-29	37,331.96	37,331.96	37,331.96	0.00	0.00	0.00	0.00	0.00	0.00	
FPA PAYROLL FUND	02-01101101-2023-12-2625	2023-12-29	21,720.00	21,720.00	21,720.00	0.00	0.00	0.00	0.00	0.00	0.00	
G. ATOLE	02-01101101-2023-12-2626	2023-12-29	1,361.00	1,361.00	1,361.00	0.00	0.00	0.00	0.00	0.00	0.00	
G. JANDA	02-01101101-2023-12-2508	2023-12-22	10,390.64	10,390.64	10,390.64	0.00	0.00	0.00	0.00	0.00	0.00	
G. ORBISTA	02-01101101-2023-12-2500	2023-12-21	7,231.00	7,231.00	7,231.00	0.00	0.00	0.00	0.00	0.00	0.00	
G. TOMIMBANG	02-01101101-2023-12-2510	2023-12-22	5,940.00	5,940.00	5,940.00	0.00	0.00	0.00	0.00	0.00	0.00	
GOLDEN DAUGHTER ENTERPRISES	02-01101101-2023-11-2278	2023-11-28	659.15	659.15	659.15	0.00	0.00	0.00	0.00	0.00	0.00	
GRANDLAND RESOURCES CORP.	02-01101101-2023-12-2587	2023-12-29	491.40	491.40	491.40	0.00	0.00	0.00	0.00	0.00	0.00	
GREENWAY PRINTHOUSE	02-01101101-2023-10-1902	2023-10-17	140,000.00	140,000.00	140,000.00	0.00	0.00	0.00	0.00	0.00	0.00	
I. LAYAG	02-01101101-2023-12-2617	2023-12-29	2,825.32	2,825.32	2,825.32	0.00	0.00	0.00	0.00	0.00	0.00	
ITS SCIENCE (PHIL.) INC	02-01101101-2023-07-1235	2023-07-21	40,000.00	40,000.00	40,000.00	0.00	0.00	0.00	0.00	0.00	0.00	
J. RAÑOLA	02-01101101-2023-12-2581	2023-12-29	1,310.00	1,310.00	1,310.00	0.00	0.00	0.00	0.00	0.00	0.00	
J. ALFUENTE	02-01101101-2023-12-2531	2023-12-27	13,100.00	13,100.00	13,100.00	0.00	0.00	0.00	0.00	0.00	0.00	
J. ALMANON	02-01101101-2023-11-2076	2023-11-10	4,049.18	4,049.18	4,049.18	0.00	0.00	0.00	0.00	0.00	0.00	
J. ARCIAGA	02-01101101-2023-08-1400	2023-08-17	5,135.43	5,135.43	5,135.43	0.00	0.00	0.00	0.00	0.00	0.00	
J. BADUYEN	02-01101101-2023-12-2575	2023-12-28	13,100.00	13,100.00	13,100.00	0.00	0.00	0.00	0.00	0.00	0.00	
J. BRUNO	02-01101101-2023-12-2583	2023-12-29	4,968.00	4,968.00	4,968.00	0.00	0.00	0.00	0.00	0.00	0.00	
J. CAGUIMBAL	02-01101101-2023-12-2507	2023-12-22	3,543.63	3,543.63	3,543.63	0.00	0.00	0.00	0.00	0.00	0.00	
J. CANO	02-01101101-2023-12-2580	2023-12-29	11,600.00	11,600.00	11,600.00	0.00	0.00	0.00	0.00	0.00	0.00	
J. ESCUDERO	02-01101101-2023-12-2608	2023-12-29	4,049.18	4,049.18	4,049.18	0.00	0.00	0.00	0.00	0.00	0.00	

Department : Department of Agriculture (DA)
 Agency/Entity : Fertilizer and Pesticide Authority
 Operating Unit : < not applicable >
 Organization Code (UACS) : 05 005 0000000
 Fund Cluster : 01 - Regular Agency Fund

Name of Creditors	Obligation Request and Status			AGING OF UNPAID OBLIGATIONS							Remarks	
	Number	Date	Amount	Amount	90 days & below	91 to 180 days	181 to 270 days	271 to 365/366 days	More than 1 year but less than 2 years	More than 2 years		
	1	2	3	4	5=(6+7+8+9+10+11)	6	7	8	9	10		11
J. LOPEZ	02-01101101-2023-12-2516	2023-12-22	13,100.00	13,100.00	13,100.00	0.00	0.00	0.00	0.00	0.00	0.00	
J. NOSURA	02-01101101-2023-12-2559	2023-12-28	11,700.00	11,700.00	11,700.00	0.00	0.00	0.00	0.00	0.00	0.00	
J. RAÑOLA	02-01101101-2023-12-2593	2023-12-29	46,777.53	46,777.53	46,777.53	0.00	0.00	0.00	0.00	0.00	0.00	
J. RIOMALOS	02-01101101-2023-07-1269	2023-07-26	3,835.47	3,835.47	3,835.47	0.00	0.00	0.00	0.00	0.00	0.00	
J. UMEREZ	02-01101101-2023-12-2501	2023-12-21	8,700.00	8,700.00	8,700.00	0.00	0.00	0.00	0.00	0.00	0.00	
JB HARDWARE	02-01101101-2023-11-2094	2023-11-10	900.00	900.00	900.00	0.00	0.00	0.00	0.00	0.00	0.00	
JOSTRELL'S BULALUHAN CORNER	02-01101101-2023-11-2038	2023-11-06	1,645.00	1,645.00	1,645.00	0.00	0.00	0.00	0.00	0.00	0.00	
JOSTRELL'S BULALUHAN CORNER	02-01101101-2023-12-2525	2023-12-27	30,750.00	30,750.00	30,750.00	0.00	0.00	0.00	0.00	0.00	0.00	
JOSTRELL'S BULALUHAN CORNER	02-01101101-2023-12-2526	2023-12-27	45,000.00	45,000.00	45,000.00	0.00	0.00	0.00	0.00	0.00	0.00	
JOSTRELL'S BULALUHAN CORNER	02-01101101-2023-12-2527	2023-12-27	49,200.00	49,200.00	49,200.00	0.00	0.00	0.00	0.00	0.00	0.00	
K. MABANAG	02-01101101-2023-12-2615	2023-12-29	771.00	771.00	771.00	0.00	0.00	0.00	0.00	0.00	0.00	
K. SANTOS	02-01101101-2023-12-2446	2023-12-19	2,880.00	2,880.00	2,880.00	0.00	0.00	0.00	0.00	0.00	0.00	
K. SOTTO	02-01101101-2023-12-2609	2023-12-29	565.37	565.37	565.37	0.00	0.00	0.00	0.00	0.00	0.00	
KL LUCENA REALTY	02-01101101-2023-01-0017	2023-01-23	5,490.54	5,490.54	5,490.54	0.00	0.00	0.00	0.00	0.00	0.00	
L. GALICIA	02-01101101-2023-12-2513	2023-12-22	6,081.12	6,081.12	6,081.12	0.00	0.00	0.00	0.00	0.00	0.00	
L. GALICIA	02-01101101-2023-12-2589	2023-12-29	1,216.22	1,216.22	1,216.22	0.00	0.00	0.00	0.00	0.00	0.00	
L. GALICIA	02-01101101-2023-12-2611	2023-12-29	3,856.29	3,856.29	3,856.29	0.00	0.00	0.00	0.00	0.00	0.00	
L. NAMUCO	02-01101101-2023-12-2385	2023-12-12	180.00	180.00	180.00	0.00	0.00	0.00	0.00	0.00	0.00	
L. OROPESA	02-01101101-2023-08-1375	2023-08-15	5,196.18	5,196.18	5,196.18	0.00	0.00	0.00	0.00	0.00	0.00	
L. SAJOL	02-01101101-2023-12-2619	2023-12-29	13,100.00	13,100.00	13,100.00	0.00	0.00	0.00	0.00	0.00	0.00	
L. VARCA	02-01101101-2023-12-2449	2023-12-19	6,084.00	6,084.00	6,084.00	0.00	0.00	0.00	0.00	0.00	0.00	
LG MADRIGAL MOTOR WORKS	02-01101101-2023-12-2357	2023-12-12	44,500.00	44,500.00	44,500.00	0.00	0.00	0.00	0.00	0.00	0.00	
LIBCAP SUPER EXPRESS CORP.	02-01101101-2023-12-2528	2023-12-27	32.94	32.94	32.94	0.00	0.00	0.00	0.00	0.00	0.00	
LIBCAP SUPER EXPRESS CORPORATION	02-01101101-2023-11-2254	2023-11-22	35.00	35.00	35.00	0.00	0.00	0.00	0.00	0.00	0.00	
LIBCAP SUPER EXPRESS CORPORATION	02-01101101-2023-11-2281	2023-11-28	87.50	87.50	87.50	0.00	0.00	0.00	0.00	0.00	0.00	
LOCN TRADING	02-01101101-2023-12-2319A	2023-12-04	2,651.78	2,651.78	2,651.78	0.00	0.00	0.00	0.00	0.00	0.00	
LOCN TRADING	02-01101101-2023-12-2368A	2023-12-12	2,410.72	2,410.72	2,410.72	0.00	0.00	0.00	0.00	0.00	0.00	
LOCN TRADING	02-01101101-2023-12-2524	2023-12-22	16,400.00	16,400.00	16,400.00	0.00	0.00	0.00	0.00	0.00	0.00	
LUXENBERG MARKETING, INC.	02-01101101-2023-10-1848	2023-10-09	19,950.00	19,950.00	19,950.00	0.00	0.00	0.00	0.00	0.00	0.00	

Department : Department of Agriculture (DA)
 Agency/Entity : Fertilizer and Pesticide Authority
 Operating Unit : < not applicable >
 Organization Code (UACS) : 05 005 0000000
 Fund Cluster : 01 - Regular Agency Fund

Name of Creditors	Obligation Request and Status			AGING OF UNPAID OBLIGATIONS							Remarks	
	Number	Date	Amount	Amount	90 days & below	91 to 180 days	181 to 270 days	271 to 365/366 days	More than 1 year but less than 2 years	More than 2 years		
	1	2	3	4	5=(6+7+8+9+10+11)	6	7	8	9	10		11
M. CALLEJA	02-01101101-2023-12-2566	2023-12-28	1,597.10	1,597.10	1,597.10	0.00	0.00	0.00	0.00	0.00	0.00	
M. CALLEJA	02-01101101-2023-12-2573	2023-12-28	4,755.00	4,755.00	4,755.00	0.00	0.00	0.00	0.00	0.00	0.00	
M. CALLEJA	02-01101101-2023-12-2591	2023-12-29	742.30	742.30	742.30	0.00	0.00	0.00	0.00	0.00	0.00	
M. CALLEJA	02-01101101-2023-12-2604	2023-12-29	5,129.82	5,129.82	5,129.82	0.00	0.00	0.00	0.00	0.00	0.00	
M. CALLEJA	02-01101101-2023-12-2622	2023-12-29	9,800.00	9,800.00	9,800.00	0.00	0.00	0.00	0.00	0.00	0.00	
M. DEBLOIS	02-01101101-2023-12-2563	2023-12-28	66.75	66.75	66.75	0.00	0.00	0.00	0.00	0.00	0.00	
M. DEBLOIS	02-01101101-2023-12-2564	2023-12-28	889.00	889.00	889.00	0.00	0.00	0.00	0.00	0.00	0.00	
M. ESTOLAS	02-01101101-2023-12-2584	2023-12-29	16,574.35	16,574.35	16,574.35	0.00	0.00	0.00	0.00	0.00	0.00	
M. LARGA	02-01101101-2023-12-2496	2023-12-21	8,800.00	8,800.00	8,800.00	0.00	0.00	0.00	0.00	0.00	0.00	
M. LARGA	02-01101101-2023-12-2586	2023-12-29	1,000.00	1,000.00	1,000.00	0.00	0.00	0.00	0.00	0.00	0.00	
M. OLIVEROS	02-01101101-2023-12-2585	2023-12-29	16,000.00	16,000.00	16,000.00	0.00	0.00	0.00	0.00	0.00	0.00	
M. PURA	02-01101101-2023-11-2255	2023-11-22	380.19	380.19	380.19	0.00	0.00	0.00	0.00	0.00	0.00	
M. RIVERA	02-01101101-2023-12-2506	2023-12-22	6,316.81	6,316.81	6,316.81	0.00	0.00	0.00	0.00	0.00	0.00	
M. SALITA	02-01101101-2023-12-2574	2023-12-28	3,960.00	3,960.00	3,960.00	0.00	0.00	0.00	0.00	0.00	0.00	
MANILA WATER COMPANY, INC.	02-01101101-2023-12-2361	2023-12-12	2,425.60	2,425.60	2,425.60	0.00	0.00	0.00	0.00	0.00	0.00	
MANILA WATER COMPANY, INC.	02-01101101-2023-12-2614	2023-12-29	49,244.68	49,244.68	49,244.68	0.00	0.00	0.00	0.00	0.00	0.00	
MERALCO	02-01101101-2023-12-2320	2023-12-05	23,015.04	23,015.04	23,015.04	0.00	0.00	0.00	0.00	0.00	0.00	
MERALCO	02-01101101-2023-12-2554	2023-12-28	355,490.81	355,490.81	355,490.81	0.00	0.00	0.00	0.00	0.00	0.00	
N. DIMAANO	02-01101101-2023-12-2447	2023-12-19	400.00	400.00	400.00	0.00	0.00	0.00	0.00	0.00	0.00	
N. NEGRE	02-01101101-2023-12-2596	2023-12-29	2,517.96	2,517.96	2,517.96	0.00	0.00	0.00	0.00	0.00	0.00	
NEWARK SPRING WATER CORP.	02-01101101-2023-01-0027	2023-01-27	1,252.48	1,252.48	1,252.48	0.00	0.00	0.00	0.00	0.00	0.00	
O. MARZAN	02-01101101-2023-12-2582	2023-12-29	3,075.00	3,075.00	3,075.00	0.00	0.00	0.00	0.00	0.00	0.00	
P. ALFUENTE	02-01101101-2023-12-2561	2023-12-28	13,100.00	13,100.00	13,100.00	0.00	0.00	0.00	0.00	0.00	0.00	
PCAL. FRANCIS DAVID HANDIG	02-01101101-2023-12-2350	2023-12-11	745.44	745.44	745.44	0.00	0.00	0.00	0.00	0.00	0.00	
PETRON CORPORATION	02-01101101-2023-02-0070	2023-02-14	321,536.55	321,536.55	321,536.55	0.00	0.00	0.00	0.00	0.00	0.00	
PETRON CORPORATION	02-01101101-2023-12-2366	2023-12-12	45.72	45.72	45.72	0.00	0.00	0.00	0.00	0.00	0.00	
PHOTOPRO TRADING AND GENERAL MERCHANDISE CO.	02-01101101-2023-01-0028	2023-01-27	11,314.28	11,314.28	11,314.28	0.00	0.00	0.00	0.00	0.00	0.00	
PINE VALLEY CORPORATION	02-01101101-2023-03-0247	2023-03-06	875.00	875.00	875.00	0.00	0.00	0.00	0.00	0.00	0.00	
PLDT, INC.	02-01101101-2023-10-1955	2023-10-20	114.23	114.23	114.23	0.00	0.00	0.00	0.00	0.00	0.00	

Department : Department of Agriculture (DA)
 Agency/Entity : Fertilizer and Pesticide Authority
 Operating Unit : < not applicable >
 Organization Code (UACS) : 05 005 0000000
 Fund Cluster : 01 - Regular Agency Fund

Name of Creditors	Obligation Request and Status			AGING OF UNPAID OBLIGATIONS							Remarks
	Number	Date	Amount	Amount	90 days & below	91 to 180 days	181 to 270 days	271 to 365/366 days	More than 1 year but less than 2 years	More than 2 years	
	2	3	4	5=(6+7+8+9+10+11)	6	7	8	9	10	11	
PLDT, INC.	02-01101101-2023-11-2032	2023-11-06	88.13	88.13	88.13	0.00	0.00	0.00	0.00	0.00	0.00
PLDT, INC.	02-01101101-2023-11-2286	2023-11-28	375.00	375.00	375.00	0.00	0.00	0.00	0.00	0.00	0.00
PLDT, INC.	02-01101101-2023-11-2287	2023-11-28	88.13	88.13	88.13	0.00	0.00	0.00	0.00	0.00	0.00
PLDT, INC.	02-01101101-2023-11-2288	2023-11-28	88.13	88.13	88.13	0.00	0.00	0.00	0.00	0.00	0.00
PLDT, INC.	02-01101101-2023-11-2289	2023-11-28	88.13	88.13	88.13	0.00	0.00	0.00	0.00	0.00	0.00
PLDT, INC.	02-01101101-2023-11-2290	2023-11-28	88.13	88.13	88.13	0.00	0.00	0.00	0.00	0.00	0.00
PLDT, INC.	02-01101101-2023-11-2291	2023-11-28	88.13	88.13	88.13	0.00	0.00	0.00	0.00	0.00	0.00
PLDT, INC.	02-01101101-2023-11-2292	2023-11-28	88.13	88.13	88.13	0.00	0.00	0.00	0.00	0.00	0.00
PLDT, INC.	02-01101101-2023-11-2293	2023-11-28	88.13	88.13	88.13	0.00	0.00	0.00	0.00	0.00	0.00
PLDT, INC.	02-01101101-2023-11-2294	2023-11-28	88.13	88.13	88.13	0.00	0.00	0.00	0.00	0.00	0.00
PLDT, INC.	02-01101101-2023-11-2295	2023-11-28	88.13	88.13	88.13	0.00	0.00	0.00	0.00	0.00	0.00
PLDT, INC.	02-01101101-2023-11-2296	2023-11-28	88.13	88.13	88.13	0.00	0.00	0.00	0.00	0.00	0.00
PLDT, INC.	02-01101101-2023-11-2297	2023-11-28	88.13	88.13	88.13	0.00	0.00	0.00	0.00	0.00	0.00
PLDT, INC.	02-01101101-2023-11-2298	2023-11-28	560.00	560.00	560.00	0.00	0.00	0.00	0.00	0.00	0.00
PLDT, INC.	02-01101101-2023-11-2299	2023-11-28	88.13	88.13	88.13	0.00	0.00	0.00	0.00	0.00	0.00
PLDT, INC.	02-01101101-2023-12-2363	2023-12-12	210.00	210.00	210.00	0.00	0.00	0.00	0.00	0.00	0.00
PLDT, INC.	02-01101101-2023-12-2484	2023-12-21	1,410.15	1,410.15	1,410.15	0.00	0.00	0.00	0.00	0.00	0.00
PLDT, INC.	02-01101101-2023-12-2485	2023-12-21	8,960.00	8,960.00	8,960.00	0.00	0.00	0.00	0.00	0.00	0.00
PLDT, INC.	02-01101101-2023-12-2486	2023-12-21	1,410.15	1,410.15	1,410.15	0.00	0.00	0.00	0.00	0.00	0.00
PLDT, INC.	02-01101101-2023-12-2487	2023-12-21	1,450.92	1,450.92	1,450.92	0.00	0.00	0.00	0.00	0.00	0.00
PLDT, INC.	02-01101101-2023-12-2488	2023-12-21	1,410.15	1,410.15	1,410.15	0.00	0.00	0.00	0.00	0.00	0.00
PLDT, INC.	02-01101101-2023-12-2489	2023-12-21	1,410.15	1,410.15	1,410.15	0.00	0.00	0.00	0.00	0.00	0.00
PLDT, INC.	02-01101101-2023-12-2490	2023-12-21	1,410.15	1,410.15	1,410.15	0.00	0.00	0.00	0.00	0.00	0.00
PLDT, INC.	02-01101101-2023-12-2491	2023-12-21	1,410.15	1,410.15	1,410.15	0.00	0.00	0.00	0.00	0.00	0.00
PLDT, INC.	02-01101101-2023-12-2492	2023-12-21	1,410.15	1,410.15	1,410.15	0.00	0.00	0.00	0.00	0.00	0.00
PLDT, INC.	02-01101101-2023-12-2493	2023-12-21	1,410.15	1,410.15	1,410.15	0.00	0.00	0.00	0.00	0.00	0.00
PLDT, INC.	02-01101101-2023-12-2494	2023-12-21	1,410.15	1,410.15	1,410.15	0.00	0.00	0.00	0.00	0.00	0.00
PLDT, INC.	02-01101101-2023-12-2495	2023-12-21	1,410.10	1,410.10	1,410.10	0.00	0.00	0.00	0.00	0.00	0.00
PLDT, INC.	02-01101101-2023-12-2551	2023-12-28	2,000.01	2,000.01	2,000.01	0.00	0.00	0.00	0.00	0.00	0.00

Department : Department of Agriculture (DA)
 Agency/Entity : Fertilizer and Pesticide Authority
 Operating Unit : < not applicable >
 Organization Code (UACS) : 05 005 0000000
 Fund Cluster : 01 - Regular Agency Fund

Name of Creditors	Obligation Request and Status			AGING OF UNPAID OBLIGATIONS							Remarks	
	Number	Date	Amount	Amount	90 days & below	91 to 180 days	181 to 270 days	271 to 365/366 days	More than 1 year but less than 2 years	More than 2 years		
	2	3	4	5=(6+7+8+9+10+11)	6	7	8	9	10	11		12
PLDT, INC.	02-01101101-2023-12-2552	2023-12-28	2,000.01	2,000.01	2,000.01	0.00	0.00	0.00	0.00	0.00	0.00	
PMAJ ALLANVRIX CASIA	02-01101101-2023-12-2349	2023-12-11	1,510.70	1,510.70	1,510.70	0.00	0.00	0.00	0.00	0.00	0.00	
Q. BATERNA	02-01101101-2023-12-2522	2023-12-22	13,100.00	13,100.00	13,100.00	0.00	0.00	0.00	0.00	0.00	0.00	
R. TANGUID	02-01101101-2023-12-2567	2023-12-28	2,000.00	2,000.00	2,000.00	0.00	0.00	0.00	0.00	0.00	0.00	
R. TANGUID	02-01101101-2023-12-2568	2023-12-28	680.00	680.00	680.00	0.00	0.00	0.00	0.00	0.00	0.00	
R. ALFOR	02-01101101-2023-12-2532	2023-12-27	7,380.00	7,380.00	7,380.00	0.00	0.00	0.00	0.00	0.00	0.00	
R. BAYOT	02-01101101-2023-12-2451	2023-12-19	4,008.00	4,008.00	4,008.00	0.00	0.00	0.00	0.00	0.00	0.00	
R. BILLIG	02-01101101-2023-12-2514	2023-12-22	6,020.00	6,020.00	6,020.00	0.00	0.00	0.00	0.00	0.00	0.00	
R. BOCTOT	02-01101101-2023-12-2621	2023-12-29	9,600.00	9,600.00	9,600.00	0.00	0.00	0.00	0.00	0.00	0.00	
R. CONDA	02-01101101-2023-12-2547	2023-12-28	7,850.00	7,850.00	7,850.00	0.00	0.00	0.00	0.00	0.00	0.00	
R. GELLADULA	02-01101101-2023-12-2536	2023-12-28	6,480.00	6,480.00	6,480.00	0.00	0.00	0.00	0.00	0.00	0.00	
R. IBABAO	02-01101101-2023-12-2444	2023-12-19	7,776.00	7,776.00	7,776.00	0.00	0.00	0.00	0.00	0.00	0.00	
R. IBABAO	02-01101101-2023-12-2445	2023-12-19	2,736.00	2,736.00	2,736.00	0.00	0.00	0.00	0.00	0.00	0.00	
R. MALAZAR	02-01101101-2023-12-2543	2023-12-28	5,110.00	5,110.00	5,110.00	0.00	0.00	0.00	0.00	0.00	0.00	
R. SALVADOR	02-01101101-2023-12-2627	2023-12-29	13,100.00	13,100.00	13,100.00	0.00	0.00	0.00	0.00	0.00	0.00	
R. SARMIENTO	02-01101101-2023-12-2519	2023-12-22	13,100.00	13,100.00	13,100.00	0.00	0.00	0.00	0.00	0.00	0.00	
R. SUGUITAN, JR.	02-01101101-2023-12-2517	2023-12-22	9,200.00	9,200.00	9,200.00	0.00	0.00	0.00	0.00	0.00	0.00	
R. SUGUITAN, JR.	02-01101101-2023-12-2572	2023-12-28	4,500.00	4,500.00	4,500.00	0.00	0.00	0.00	0.00	0.00	0.00	
R. VALDEZ	02-01101101-2023-12-2521	2023-12-22	13,100.00	13,100.00	13,100.00	0.00	0.00	0.00	0.00	0.00	0.00	
R-3C's TRADING	02-01101101-2023-10-1901	2023-10-17	200.89	200.89	200.89	0.00	0.00	0.00	0.00	0.00	0.00	
RAIN PHIL, INC.	02-01101101-2023-12-2382	2023-12-14	128,600.00	128,600.00	128,600.00	0.00	0.00	0.00	0.00	0.00	0.00	
REDBIRD SECURITY AGENCY AND SERVICES, INC.	02-01101101-2023-01-0023	2023-01-24	12,487.80	12,487.80	12,487.80	0.00	0.00	0.00	0.00	0.00	0.00	
REDBIRD SECURITY AGENCY AND SERVICES, INC.	02-01101101-2023-08-1430	2023-08-22	28,540.54	28,540.54	28,540.54	0.00	0.00	0.00	0.00	0.00	0.00	
RIMECHEM TRADING	02-01101101-2023-11-2272	2023-11-23	49,000.00	49,000.00	49,000.00	0.00	0.00	0.00	0.00	0.00	0.00	
S. ALCAIDE	02-01101101-2023-12-2623	2023-12-29	2,566.49	2,566.49	2,566.49	0.00	0.00	0.00	0.00	0.00	0.00	
S. ALCAIDE	02-01101101-2023-12-2624	2023-12-29	645.00	645.00	645.00	0.00	0.00	0.00	0.00	0.00	0.00	
S. FLORES	02-01101101-2023-12-2549	2023-12-28	2,499.00	2,499.00	2,499.00	0.00	0.00	0.00	0.00	0.00	0.00	
S. TECSON	02-01101101-2023-12-2594	2023-12-29	17,231.00	17,231.00	17,231.00	0.00	0.00	0.00	0.00	0.00	0.00	

Department : Department of Agriculture (DA)
 Agency/Entity : Fertilizer and Pesticide Authority
 Operating Unit : < not applicable >
 Organization Code (UACS) : 05 005 0000000
 Fund Cluster : 01 - Regular Agency Fund


Name of Creditors	Obligation Request and Status			AGING OF UNPAID OBLIGATIONS							Remarks	
	Number	Date	Amount	Amount	90 days & below	91 to 180 days	181 to 270 days	271 to 365/366 days	More than 1 year but less than 2 years	More than 2 years		
	1	2	3	4	5=(6+7+8+9+10+11)	6	7	8	9	10		11
SOUTH COTABATO I ELECTRIC COOP, INC.	02-01101101-2023-12-2438	2023-12-19	225.74	225.74	225.74	0.00	0.00	0.00	0.00	0.00	0.00	
SOUTH COTABATO I ELECTRIC COOP, INC.	02-01101101-2023-12-2439	2023-12-19	226.45	226.45	226.45	0.00	0.00	0.00	0.00	0.00	0.00	
SOUTH COTABATO I ELECTRIC COOP, INC.	02-01101101-2023-12-2569	2023-12-28	5,706.82	5,706.82	5,706.82	0.00	0.00	0.00	0.00	0.00	0.00	
SOUTH COTABATO I ELECTRIC COOP, INC.	02-01101101-2023-12-2579	2023-12-29	3,881.14	3,881.14	3,881.14	0.00	0.00	0.00	0.00	0.00	0.00	
ULTIMATE CARE JANITORIAL AND ALLIED SERVICES	02-01101101-2023-01-0022	2023-01-24	16,941.76	16,941.76	16,941.76	0.00	0.00	0.00	0.00	0.00	0.00	
ULTIMATE CARE JANITORIAL SERVICES	02-01101101-2023-12-2613	2023-12-29	4,552.46	4,552.46	4,552.46	0.00	0.00	0.00	0.00	0.00	0.00	
ULTIMATE JANITORIAL CARE SERVICES	02-01101101-2023-08-1429	2023-08-22	28,772.47	28,772.47	28,772.47	0.00	0.00	0.00	0.00	0.00	0.00	
V. CUBAO	02-01101101-2023-12-2612	2023-12-29	5,392.50	5,392.50	5,392.50	0.00	0.00	0.00	0.00	0.00	0.00	
W. BAUTISTA	02-01101101-2023-12-2448	2023-12-19	5,100.00	5,100.00	5,100.00	0.00	0.00	0.00	0.00	0.00	0.00	
W. GANTE	02-01101101-2023-12-2515	2023-12-22	9,600.00	9,600.00	9,600.00	0.00	0.00	0.00	0.00	0.00	0.00	
W. OBCEMEA	02-01101101-2023-12-2364	2023-12-12	240.00	240.00	240.00	0.00	0.00	0.00	0.00	0.00	0.00	
W. OBCEMEA	02-01101101-2023-12-2420	2023-12-18	360.00	360.00	360.00	0.00	0.00	0.00	0.00	0.00	0.00	
Sub-total			4,065,872.77	4,065,872.77	4,065,872.77	0.00	0.00	0.00	0.00	0.00	0.00	
Total			4,065,872.77	4,065,872.77	4,065,872.77	0.00	0.00	0.00	0.00	0.00	0.00	
B. Not Yet Due and Demandable Obligations*			464,243.82	464,243.82	368,666.33	23,793.92	59,405.35	12,378.22	0.00	0.00	0.00	
B.1 Current Year's Appropriations			464,243.82	464,243.82	368,666.33	23,793.92	59,405.35	12,378.22	0.00	0.00	0.00	
Personnel Services			33,700.93	33,700.93	796.08	13,773.92	6,752.71	12,378.22	0.00	0.00	0.00	
A. BORNEA	01-01101101-2023-09-0171	2023-09-04	53.70	53.70	0.00	53.70	0.00	0.00	0.00	0.00	0.00	
A. GONZALES	01-01101101-2023-03-0083	2023-03-28	114.43	114.43	0.00	0.00	0.00	114.43	0.00	0.00	0.00	
A. VERBA	01-01101101-2023-07-0132	2023-07-25	4,446.00	4,446.00	0.00	0.00	4,446.00	0.00	0.00	0.00	0.00	
D. DE LEON	01-01101101-2023-01-0013	2023-01-31	76.29	76.29	0.00	0.00	0.00	76.29	0.00	0.00	0.00	
E. GACUTAN	01-01101101-2023-11-0222	2023-11-21	109.86	109.86	109.86	0.00	0.00	0.00	0.00	0.00	0.00	
F. BAÑAGA	01-01101101-2023-09-0173	2023-09-04	17.79	17.79	0.00	17.79	0.00	0.00	0.00	0.00	0.00	
FPA PAYROLL FUND	01-01101101-2023-01-0002	2023-01-06	10,571.18	10,571.18	0.00	0.00	0.00	10,571.18	0.00	0.00	0.00	
FPA PAYROLL FUND	01-01101101-2023-02-0033	2023-02-20	1,103.04	1,103.04	0.00	0.00	0.00	1,103.04	0.00	0.00	0.00	
FPA PAYROLL FUND	01-01101101-2023-09-0195	2023-09-25	13,031.72	13,031.72	0.00	13,031.72	0.00	0.00	0.00	0.00	0.00	
FPA PAYROLL FUND	01-01101101-2023-12-0231	2023-12-12	97.56	97.56	97.56	0.00	0.00	0.00	0.00	0.00	0.00	
I. RASAY	01-01101101-2023-06-0097	2023-06-02	5.93	5.93	0.00	0.00	5.93	0.00	0.00	0.00	0.00	
J. GARCIA	01-01101101-2023-07-0145	2023-07-27	762.84	762.84	0.00	0.00	762.84	0.00	0.00	0.00	0.00	


Department : Department of Agriculture (DA)
 Agency/Entity : Fertilizer and Pesticide Authority
 Operating Unit : < not applicable >
 Organization Code (UACS) : 05 005 0000000
 Fund Cluster : 01 - Regular Agency Fund


Name of Creditors	Obligation Request and Status			AGING OF UNPAID OBLIGATIONS							Remarks
	Number	Date	Amount	Amount	90 days & below	91 to 180 days	181 to 270 days	271 to 365/366 days	More than 1 year but less than 2 years	More than 2 years	
	2	3	4	5=(6+7+8+9+10+11)	6	7	8	9	10	11	
J. MANANGAN	01-01101101-2023-06-0095	2023-06-02	15.36	15.36	0.00	0.00	15.36	0.00	0.00	0.00	0.00
K. MINGUEZ	01-01101101-2023-03-0065	2023-03-28	119.25	119.25	0.00	0.00	0.00	119.25	0.00	0.00	0.00
L. CONDE	01-01101101-2023-02-0035	2023-02-23	136.98	136.98	0.00	0.00	0.00	136.98	0.00	0.00	0.00
M. FLAVIER	01-01101101-2023-03-0064	2023-03-28	119.25	119.25	0.00	0.00	0.00	119.25	0.00	0.00	0.00
M. JUAN	01-01101101-2023-09-0194	2023-09-25	586.00	586.00	0.00	586.00	0.00	0.00	0.00	0.00	0.00
M. OLIVEROS	01-01101101-2023-05-0088	2023-05-15	1,371.85	1,371.85	0.00	0.00	1,371.85	0.00	0.00	0.00	0.00
M. SALITA	01-01101101-2023-03-0066	2023-03-28	114.43	114.43	0.00	0.00	0.00	114.43	0.00	0.00	0.00
N. TABLADA	01-01101101-2023-09-0172	2023-09-04	34.47	34.47	0.00	34.47	0.00	0.00	0.00	0.00	0.00
P. BERJUEGA	01-01101101-2023-03-0053	2023-03-16	23.37	23.37	0.00	0.00	0.00	23.37	0.00	0.00	0.00
R. BILLIG	01-01101101-2023-09-0174	2023-09-04	15.77	15.77	0.00	15.77	0.00	0.00	0.00	0.00	0.00
R. CRESPO	01-01101101-2023-08-0152	2023-08-07	120.00	120.00	0.00	0.00	120.00	0.00	0.00	0.00	0.00
R. VALDEZ	01-01101101-2023-06-0096	2023-06-02	30.73	30.73	0.00	0.00	30.73	0.00	0.00	0.00	0.00
S. ALCAIDE	01-01101101-2023-12-0237	2023-12-14	588.66	588.66	588.66	0.00	0.00	0.00	0.00	0.00	0.00
S. FLORES	01-01101101-2023-09-0170	2023-09-04	34.47	34.47	0.00	34.47	0.00	0.00	0.00	0.00	0.00
Maintenance and Other Operating Expenses			393,582.89	393,582.89	367,870.25	10,020.00	15,692.64	0.00	0.00	0.00	0.00
BELMAN LABORATORIES	02-01101101-2023-12-2476	2023-12-19	17,382.00	17,382.00	17,382.00	0.00	0.00	0.00	0.00	0.00	0.00
BELMAN LABORATORIES	02-01101101-2023-12-2534	2023-12-27	123,223.00	123,223.00	123,223.00	0.00	0.00	0.00	0.00	0.00	0.00
BG'S MARKETING	02-01101101-2023-12-2466	2023-12-19	8,250.00	8,250.00	8,250.00	0.00	0.00	0.00	0.00	0.00	0.00
ELITE SCIENTIFIC DIAGNOSTIC INTL SUPPLIES CORP.	02-01101101-2023-11-2118	2023-11-14	33,184.00	33,184.00	33,184.00	0.00	0.00	0.00	0.00	0.00	0.00
INDUSTRIAL TECHNOLOGY DEV'T INSTITUTE	02-01101101-2023-10-1883	2023-10-16	10,020.00	10,020.00	0.00	10,020.00	0.00	0.00	0.00	0.00	0.00
INDUSTRIAL TECHNOLOGY DEV'T INSTITUTE	02-01101101-2023-11-2303	2023-11-29	6,723.00	6,723.00	6,723.00	0.00	0.00	0.00	0.00	0.00	0.00
LABTRADERS, INC.	02-01101101-2023-11-2101	2023-11-10	12,000.00	12,000.00	12,000.00	0.00	0.00	0.00	0.00	0.00	0.00
LABTRADERS, INC.	02-01101101-2023-12-2321	2023-12-05	39,728.80	39,728.80	39,728.80	0.00	0.00	0.00	0.00	0.00	0.00
RGSA CARPET AND INTERIOR PRODUCTS, INC.	02-01101101-2023-12-2533	2023-12-27	74,631.05	74,631.05	74,631.05	0.00	0.00	0.00	0.00	0.00	0.00
RIMECHEM TRADING	02-01101101-2023-04-0469	2023-04-04	5,700.00	5,700.00	0.00	0.00	5,700.00	0.00	0.00	0.00	0.00
ROMARO CORPORATION	02-01101101-2023-08-1427	2023-08-22	9,992.64	9,992.64	0.00	0.00	9,992.64	0.00	0.00	0.00	0.00
SENTROTEK	02-01101101-2023-12-2311	2023-12-01	36,198.40	36,198.40	36,198.40	0.00	0.00	0.00	0.00	0.00	0.00
THEO-PAM TRADING CORPORATION	02-01101101-2023-12-2484	2023-12-19	13,700.00	13,700.00	13,700.00	0.00	0.00	0.00	0.00	0.00	0.00
YANA CHEMODITIES, INC.	02-01101101-2023-12-2372	2023-12-13	2,850.00	2,850.00	2,850.00	0.00	0.00	0.00	0.00	0.00	0.00


Department : Department of Agriculture (DA)
 Agency/Entity : Fertilizer and Pesticide Authority
 Operating Unit : < not applicable >
 Organization Code (UACS) : 05 005 0000000
 Fund Cluster : 01 - Regular Agency Fund

Name of Creditors	Obligation Request and Status			AGING OF UNPAID OBLIGATIONS							Remarks
	Number	Date	Amount	Amount	90 days & below	91 to 180 days	181 to 270 days	271 to 365/366 days	More than 1 year but less than 2 years	More than 2 years	
				5=(6+7+8+9+10+11)	6	7	8	9	10	11	
Capital Outlays			36,960.00	36,960.00	0.00	0.00	36,960.00	0.00	0.00	0.00	
ROMARCO CORPORATION	06-01101101-2023-08-0010	2023-08-22	36,960.00	36,960.00	0.00	0.00	36,960.00	0.00	0.00	0.00	
Sub-total			464,243.82	464,243.82	368,666.33	23,793.92	59,405.35	12,378.22	0.00	0.00	
Total			464,243.82	464,243.82	368,666.33	23,793.92	59,405.35	12,378.22	0.00	0.00	
GRAND TOTAL			4,530,116.59	4,530,116.59	4,434,539.10	23,793.92	59,405.35	12,378.22	0.00	0.00	
Total Current Year Appropriations			4,530,116.59	4,530,116.59	4,434,539.10	23,793.92	59,405.35	12,378.22	0.00	0.00	
Total Prior Years' Appropriations			0.00	0.00	0.00	0.00	0.00	0.00	0.00	0.00	

Certified Correct

 ERAMAE V. INOCENCIO
 Chief, Budget Section
 Date: January 26, 2024 08:04 AM

Certified Correct

 SHIENNA LYN D. AÑENA
 Chief, Accounting Section
 Date: January 26, 2024 08:04 AM

Recommending Approval By:

 GINA G. TOMIMBANG
 Chief, PAD
 Date: January 26, 2024 08:07 AM

Approved By:

 JULIETA B. LANSANGAN
 Executive Director
 Date: January 26, 2024 08:08 AM