

MONTHLY REPORT OF DISBURSEMENTS
For the month of January, 2017

Department: Other Executive Offices					Agency: Fertilizer and Pesticide Authority										Operating Unit: N/A												
Organization Code (UACS): 260370000000					Fund Cluster: 01 - Regular Agency Fund																						
PARTICULARS	CURRENT YEAR BUDGET					PRIOR YEAR'S ACCOUNTS PAYABLE					CURRENT YEAR'S ACCOUNTS PAYABLE					SUB-TOTAL	TRUST LIABILITIES				GRAND TOTAL				REMARKS		
	PS	MOOE	Fin. Exp	CO	TOTAL	PS	MOOE	Fin. Exp	CO	Sub-Total	PS	MOOE	Fin. Exp	CO	Sub-Total		TOTAL	PS	MOOE	CO	TOTAL	PS	MOOE	Fin. Exp		CO	TOTAL
1	2	3	4	5	6=(2+3+4+5)	7	8	9	10	11=(7+8+9+10)	12	13	14	15	16=(12+13+14+15)	17=(11+16)	18=(6+17)	19	20	21	22=(19+20+21)	23	24	25	26	27=(23+24+25+26)	28
Notice of Cash Allocation (NCA)	2,978,270.99	217,583.25			3,195,854.24	80,441.68	1,820,427.35		85,884.82	1,966,753.85					1,966,753.85	1,966,753.85	5,162,608.09				3,038,712.87	2,038,010.80		85,884.82	5,162,608.09		
MDS Checks Issued	2,978,270.99	217,583.25			3,195,854.24	80,441.68	1,820,427.35		85,884.82	1,966,753.85					1,966,753.85	1,966,753.85	5,162,608.09				3,038,712.87	2,038,010.80		85,884.82	5,162,608.09		
Advice to Debit Account																											
Notice of Transfer of Allocation (NTA)																											
MDS Checks Issued																											
Advice to Debit Account																											
Working Fund (NCA Issued to BTR)																											
Tax Remittance Advices Issued (TRA)	410,845.85	10,808.99			421,654.84	23,365.96	102,205.42		5,435.18	131,006.56					131,006.56	131,006.56	552,681.20				434,211.61	113,014.41		5,435.18	552,681.20		
Cash Disbursement Ceiling (CDC)																											
Non-Cash Availment Authority (NCAA)																											
Others (CDT, BTR Docs Stamp, etc.)																											

Summary

PARTICULARS	PREVIOUS REPORT	CURRENT MONTH	AS OF DATE
(1)	(2)	(3)	(4)
Total Disbursement Authorities Received			
NCA		6,989,000.00	6,989,000.00
Working Fund			
TRA		420,000.00	420,000.00
CDC			
NCAA			
Others (CDT, BTR Docs Stamp, etc.)			
Less: Notice of Transfer Allocations (NTA) Issued			
Total Disbursements Authorities Available		7,409,000.00	7,409,000.00
Less:			
Lapsed NCA			
Disbursements		5,715,269.29	5,715,269.29
Balance of Disbursements Authorities as of to date		1,693,730.71	1,693,730.71
Total Disbursements Program			
Less: * Actual Disbursements		5,715,269.29	5,715,269.29
(Over)/Under spending-		(5,715,269.29)	(5,715,269.29)


Certified Correct:


Tomimbang, Gina

Agency Chief Accountant

Date: 13/Feb/2017

Approved By:


Roldan, Wilfredo
Head of Agency or Authorized Representative
Date: 13/Feb/2017

MONTHLY REPORT OF DISBURSEMENTS
For the month of March, 2017

Department: Other Executive Offices						Agency: Fertilizer and Pesticide Authority						Operating Unit: N/A															
Organization Code (UACS): 260370000000						Fund Cluster: 01 - Regular Agency Fund						Report Status: SUBMITTED															
PARTICULARS	CURRENT YEAR BUDGET					PRIOR YEAR'S ACCOUNTS PAYABLE				CURRENT YEAR'S ACCOUNTS PAYABLE				SUB-TOTAL	TRUST LIABILITIES			GRAND TOTAL					REMARKS				
	PS	MOOE	Fin. Exp	CO	TOTAL	PS	MOOE	Fin. Exp	CO	Sub-Total	PS	MOOE	Fin. Exp		CO	Sub-Total	TOTAL	PS	MOOE	CO	TOTAL	PS		MOOE	Fin. Exp	CO	TOTAL
	2	3	4	5	6=2+3+4+5	7	8	9	10	11=(7+8+9+10)	12	13	14		15	16=(12+13+14+15)	17=(11+16)	18=(6+17)	19	20	21	22=(18+20+21)		23	24	25	26
Notice of Cash Allocation (NCA)	8,653,729.87	1,262,945.51			7,916,875.38		125,634.65	88,910.72		215,545.37		435,995.17		24,000.00	459,995.17	675,540.54	8,592,215.92				8,653,729.87	1,824,575.33	88,910.72	24,000.00	8,582,215.92		
MDS Checks Issued	8,653,729.87	1,262,945.51			7,916,875.38		125,634.65	88,910.72		215,545.37		435,995.17		24,000.00	459,995.17	675,540.54	8,592,215.92				8,653,729.87	1,824,575.33	88,910.72	24,000.00	8,582,215.92		
Advice to Debit Account																											
Notice of Transfer of Allocation (NTA)																											
MDS Checks Issued																											
Advice to Debit Account																											
Working Fund (NCA issued to BT)																											
Tax Remittance Advices Issued (TRA)	523,403.89	56,405.40			579,809.29			8,119.75		5,089.28	13,208.03	1,549.64			1,549.64	14,758.67	594,567.96				523,403.89	66,074.79		5,089.28	594,567.96		
Cash Disbursement Ceiling (CDC)																											
Non-Cash Availment Authority (NCAA)																											
Others (CDT, BTr Docs Stamp, etc.)																											

Summary

PARTICULARS	PREVIOUS REPORT	CURRENT MONTH	AS OF DATE
(1)	(2)	(3)	(4)
Total Disbursement Authorities Received			
NCA	13,765,000.00	8,127,712.00	21,893,712.00
Working Fund			
TRA	840,000.00	420,000.00	1,260,000.00
CDC			
NCAA			
Others (CDT, BTr Docs Stamp, etc.)			
Less: Notice of Transfer Allocations (NTA) issued			
Total Disbursements Authorities Available	14,605,000.00	8,547,712.00	23,153,712.00
Less:			
Lapsed NCA		169.62	169.62
Disbursements	14,413,265.05	9,195,783.88	23,600,048.93
Balance of Disbursements Authorities as of to date	192,734.95	(639,241.50)	(446,506.55)
Total Disbursements Program			
Less: * Actual Disbursements	14,413,265.05	9,195,783.88	23,600,048.93
Over/Under spending ~	(14,413,265.05)	(9,195,783.88)	(23,600,048.93)

Certified Correct:

 4/20/17
Tomimbang, Gina

Agency Chief Accountant

Date: 18/Apr/2017

Approved By:


Roldan, Wilfredo

Head of Agency or Authorized Representative

Date: 18/Apr/2017


MONTHLY REPORT OF DISBURSEMENTS
For the month of May, 2017

Department: Other Executive Offices					Agency: Fertilizer and Pesticide Authority										Operating Unit: N/A												
Organization Code (UACS): 260370000000					Fund Cluster: 01 - Regular Agency Fund										Report Status: SUBMITTED												
PARTICULARS	CURRENT YEAR BUDGET					PRIOR YEAR'S ACCOUNTS PAYABLE										SUB-TOTAL	TRUST LIABILITIES				GRAND TOTAL				REMARKS		
	PS	MOOE	Fin. Exp	CO	TOTAL	PS	MOOE	Fin. Exp	CO	Sub-Total	PS	MOOE	Fin. Exp	CO	Sub-Total		TOTAL	PS	MOOE	CO	TOTAL	PS	MOOE	Fin. Exp		CO	TOTAL
	1	2	3	4	5	6=(2+3+4+5)	7	8	9	10	11=(7+8+9+10)	12	13	14	15		16=(12+13+14+15)	17=(11+16)	18=(4+17)	19	20	21	22=(18+20+21)	23		24	25
Notice of Cash Allocation (NCA)	7,889,319.70	1,462,711.97			9,352,031.67	41,463.57				41,463.57	1,436,272.02				1,436,272.02	1,537,725.59	10,879,757.26					7,889,319.70	2,893,437.59			10,879,757.29	
MDS Checks Issued	7,889,319.70	1,462,711.97			9,352,031.67	41,463.57				41,463.57	1,436,272.02				1,436,272.02	1,537,725.59	10,879,757.26					7,889,319.70	2,893,437.59			10,879,757.29	
Advice to Debit Account																											
Notice of Transfer of Allocation (NTA)																											
MDS Checks Issued																											
Advice to Debit Account																											
Working Fund (NCA issued to BTR)																											
Tax Remittance Advices Issued (TRA)	547,254.85	59,461.55			606,716.41	2,346.43				2,346.43	68,760.29				68,760.29	71,126.72	608,843.13					547,254.85	121,598.28			668,853.13	
Cash Disbursement Calling (CDC)																											
Non-Cash Assignment Authority (NCAA)																											
Others (CDT, BTR Dons Stamp, etc.)																											


Summary

PARTICULARS	PREVIOUS REPORT	CURRENT MONTH	AS OF DATE
(1)	(2)	(3)	(4)
Total Disbursement Authorities Received			
NCA	46,659,712.00	10,115,027.00	56,774,739.00
Working Fund			
TRA	3,760,000.00	420,000.00	3,760,000.00
CDC			
NCAA			
Others (CDT, BTR Dons Stamp, etc.)			
Less: Notice of Transfer Allocations (NTA)* issued			
Total Disbursements Authorities Available	50,216,712.00	10,535,027.00	60,751,739.00
Less:			
Unexpended NCA	169,822		169,822
Disbursements	32,608,853.40	11,548,600.39	44,157,453.79
Balance of Disbursements Authorities as of to date	17,609,689.98	(1,013,573.39)	16,606,116.59
Total Disbursements Program			
Less: * Actual Disbursements		11,548,600.39	11,548,600.39
Over/Under spending		(11,548,600.39)	(11,548,600.39)

Certified Correct:


Tomimbang, Gina
Agent in Charge / Chief Accountant
Date: 27/Jun/2017

Approved By:


Roldan Willredo
Head of Agency or Authorized Representative
Date: 27/Jun/2017

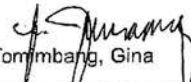
MONTHLY REPORT OF DISBURSEMENTS
For the month of June, 2017

Department: Other Executive Offices						Agency: Fertilizer and Pesticide Authority										Operating Unit: N/A															
Organization Code (UACS): 260370000000						Fund Cluster: 01 - Regular Agency Fund										Report Status: SUBMITTED															
PARTICULARS	CURRENT YEAR BUDGET					PRIOR YEAR'S ACCOUNTS PAYABLE					CURRENT YEAR'S ACCOUNTS PAYABLE					SUB-TOTAL	TRUST LIABILITIES				GRAND TOTAL					REMARKS					
	PS	MOOE	Fin. Exp	CO	TOTAL	PS	MOOE	Fin. Exp	CO	Sub-Total	PS	MOOE	Fin. Exp	CO	Sub-Total		TOTAL	PS	MOOE	CO	TOTAL	PS	MOOE	Fin. Exp	CO		TOTAL				
	1	2	3	4	5	6	7	8	9	10	11	12	13	14	15		16	17	18	19	20	21	22	23	24		25	26	27	28	29
Notice of Cash Allocation (NCA)	2,987,877.99	3,043,369.94			6,031,247.93	81,551.61				81,551.61	883,955.81				883,955.81	945,507.42					2,987,877.99	3,043,369.94			6,031,247.93	81,551.61				8,978,755.35	
MDS Checks Issued	2,987,877.99	3,043,369.94			6,031,247.93	81,551.61				81,551.61	883,955.81				883,955.81	945,507.42					2,987,877.99	3,043,369.94			6,031,247.93	81,551.61				8,978,755.35	
Advice to Debit Account																															
Notice of Transfer of Allocation (NTA)																															
MDS Checks Issued																															
Advice to Debit Account																															
Working Fund (NCA issued to BTr)																															
Tax Remittance Advicos Issued (TRA)	536,468.85	72,754.86			609,223.81	3,594.45				3,594.45	53,476.51				53,476.51	57,073.96					536,468.85	72,754.86			609,223.81	3,594.45				666,297.77	
Cash Disbursement Ceiling (CDC)																															
Non-Cash Availment Authority (NCAA)																															
Others (CDT, BTr Docs Stamp, etc.)																															

Summary


PARTICULARS	PREVIOUS REPORT	CURRENT MONTH	AS OF DATE
(1)	(2)	(3)	(4)
Total Disbursement Authorities Received			
NCA	56,971,739.00	6,777,000.00	83,748,739.00
Working Fund			
TRA	3,780,000.00	420,000.00	4,200,000.00
CDC			
NCAA			
Others (CDT, BTr Docs Stamp, etc.)			
Less: Notice of Transfer Allocations (NTA) Issued			
Total Disbursements Authorities Available	60,751,739.00	7,197,000.00	67,946,739.00
Less:			
Lapsed NCA	169.82	15,735,398.26	15,735,557.88
Disbursements	44,155,453.79	7,843,053.12	51,998,506.91
Balance of Disbursements Authorities as of date	16,586,115.59	(18,181,441.38)	414,674.21
Total Disbursements Program			
Less: * Actual Disbursements	44,155,453.79	7,843,053.12	51,998,506.91
(Over)/Under spending	(44,155,453.79)	(7,843,053.12)	(51,998,506.91)

Certified Correct:


Tomimbang, Gina
Agency Chief Accountant

Date: 17/Jul/2017

Approved By:


Roldan, Wilfredo
Head of Agency or Authorized Representative

Date: 18/Jul/2017


MONTHLY REPORT OF DISBURSEMENTS
For the month of July, 2017

Department: Other Executive Offices					Agency: Fertilizer and Pesticide Authority										Operating Unit: N/A												
Organization Code (UACS): 26037000000					Fund Cluster: 01 - Regular Agency Fund										Report Status: SUBMITTED												
PARTICULARS	CURRENT YEAR BUDGET					PRIOR YEAR'S ACCOUNTS PAYABLE					CURRENT YEAR'S ACCOUNTS PAYABLE					SUB-TOTAL	TRUST LIABILITIES				GRAND TOTAL					REMARKS	
	PS	MOOE	Fin. Exp	CO	TOTAL	PS	MOOE	Fin. Exp	CO	Sub-Total	PS	MOOE	Fin. Exp	CO	Sub-Total		TOTAL	PS	MOOE	CO	TOTAL	PS	MOOE	Fin. Exp	CO		TOTAL
	2	3	4	5	6=(2+3+4+5)	7	8	9	10	11=(7+8+9+10)	12	13	14	15	16=(12+13+14+15)		17=(11+16)	18	19	20	21	22=(18+19+20+21)	23	24	25		26
Notice of Cash Allocation (NCA)	4,661,339.65	2,621,234.45			7,282,574.10					361,475.62					361,475.62	361,475.62					4,661,339.65	2,621,234.45			7,282,574.10		
MDS Checks Issued	4,661,339.65	2,621,234.45			7,282,574.10					361,475.62					361,475.62	361,475.62					4,661,339.65	2,621,234.45			7,282,574.10		
Advice to Debit Account																											
Notice of Transfer of Allocation (NTA)																											
MDS Checks Issued																											
Advice to Debit Account																											
Working Fund (NCA Issued to BTr)																											
Tax Remittances Advances Issued (TRA)	603,589.85	87,329.44			690,919.29										20,676.61	20,676.61					603,589.85	87,329.44			690,919.29		
Cash Disbursement Casing (CDC)																											
Non-Cash Availment Authority (NCAA)																											
Others (CDT, BTr Decs Stamp, etc.)																											


Summary

ARTICULARS	PREVIOUS REPORT	CURRENT MONTH	AS OF DATE
(1)	(2)	(3)	(4)
Total Disbursement Authorities Received			
NCA	63,748,739.00	11,997,000.00	75,745,739.00
Working Fund			
TRA	4,290,000.00	420,000.00	4,620,000.00
CDC			
NCAA			
Others (CDT, BTr Decs Stamp, etc.)			
Less: Notice of Transfer Allocations (NTA) Issued			
Total Disbursements Authorities Available	67,948,739.00	12,417,000.00	80,365,739.00
Less:			
Lapsed NCA	15,735,657.89		15,735,657.89
Disbursements	51,793,559.91	6,555,706.02	58,349,265.93
Balance of Disbursements Authorities as of to date	414,674.21	3,681,263.88	4,095,938.09
Total Disbursements Program			
Less: Actual Disbursements		6,555,706.02	6,555,706.02
Over/Under spending		(6,555,706.02)	(6,555,706.02)

Certified Correct:


Tomimbaning Gina
Age Chief Accountant
Date: 15/Aug/2017

Approved By:



Roldan, Wilfredo
Head of Agency or Authorized Representative
Date: 16/Aug/2017

MONTHLY REPORT OF DISBURSEMENTS
For the month of August, 2017


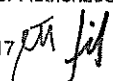
Department: Other Executive Offices					Agency: Fertilizer and Pesticide Authority										Operating Unit: N/A													
Organization Code (UACS): 260370000000					Fund Cluster: 01 - Regular Agency Fund										Report Status: SUBMITTED													
PARTICULARS	CURRENT YEAR BUDGET					PRIOR YEAR'S BUDGET										SUB-TOTAL	TRUST LIABILITIES				GRAND TOTAL					REMARKS		
	PS	MOOE	Fin. Exp	CO	TOTAL	PRIOR YEAR'S ACCOUNTS PAYABLE					CURRENT YEAR'S ACCOUNTS PAYABLE						PS	MOOE	CO	TOTAL	PS	MOOE	Fin. Exp	CO	TOTAL			
	1	2	3	4	5	6=(2+3+4+5)	7	8	9	10	11=(7+8+9+10)	12	13	14	15		16=(12+13+14+15)	17=(11+16)	18=(5+17)	19	20	21	22=(19+20+21)	23	24		25	26
Notice of Cash Allocation (NCA)	4,784,049.72	4,433,803.59			9,220,653.31		108,332.61			108,332.61		584,305.60			584,305.60	692,638.41	0,913,291.72					4,784,049.72	5,129,242.65			9,913,291.72		
MDS Checks Issued	4,784,049.72	4,433,803.59			9,220,653.31		108,332.61			108,332.61		584,305.60			584,305.60	692,638.41	0,913,291.72					4,784,049.72	5,129,242.65			9,913,291.72		
Advice to Debit Account																												
Notice of Transfer of Allocation (NTA)																												
MDS Checks Issued																												
Advice to Debit Account																												
Working Fund (NCA Issued to BYR)																												
Tax Remittance Advances Issued (TRA)	632,104.63	181,077.39			813,182.02		11,021.33			11,021.33		36,945.11			36,945.11	47,966.52	861,148.52					632,104.63	229,043.81			861,148.52		
Cash Disbursement Ceiling (CDC)																												
Non-Cash Availment Authority (NCAA)																												
Others (CDT, BYR Docs Stamp, etc.)																												

PARTICULARS	PREVIOUS REPORT	CURRENT MONTH	AS OF DATE
(1)	(2)	(3)	(4)
Total Disbursement Authorities Received			
NCA	75,745,739.00	9,526,057.00	85,271,806.00
Working Fund			
TRA	4,823,000.00	420,000.00	5,043,000.00
CDC			
NCAA			
Others (CDT, BYR Docs Stamp, etc.)			
Less: Notice of Transfer/Allocations (NTA) Issued			
Total Disbursements Available	80,568,739.00	9,946,057.00	90,514,806.00
Less:			
Leased NCA	15,735,557.88		15,735,557.88
Disbursements	80,354,212.03	10,774,440.24	91,128,653.17
Balance of Disbursements Authorities as of date	4,275,669.13	(828,373.24)	3,447,295.95
Total Disbursements Program			
Less: Actual Disbursements		10,774,440.24	10,774,440.24
Over/Under spending		(10,774,440.24)	(10,774,440.24)

Certified Correct:


Tomimbang, Gina
Agency Ref Accountant
Date: 08/Sep/2017

Approved By:


Roldan, Wilfredo
Head of Agency or Authorized Representative
Date: 18/Sep/2017 


MONTHLY REPORT OF DISBURSEMENTS
For the month of October, 2017

Department: Other Executive Offices					Agency: Fertilizer and Pesticide Authority					Operating Unit: N/A																	
Organization Code (UACS): 26037000000					Fund Cluster: 01 - Regular Agency Fund					Report Status: SUBMITTED																	
PARTICULARS	CURRENT YEAR BUDGET				PRIOR YEAR'S BUDGET								SUB-TOTAL	TRUST LIABILITIES				GRAND TOTAL					REMARKS				
	PS	MOOE	Fin. Exp	CO	PRIOR YEAR'S ACCOUNTS PAYABLE		CURRENT YEAR'S ACCOUNTS PAYABLE		SUB-TOTAL		SUB-TOTAL			PS	MOOE	CO	TOTAL	PS	MOOE	Fin. Exp	CO	TOTAL					
	7	8	9	10	11	12	13	14	15	16	17	18		19	20	21	22	23	24	25	26	27					
Notice of Cash Allocation (NCA)	3,309,586.31	4,597,399.76			7,906,986.07	16,114.07				16,114.07	242,263.57				242,263.57	259,377.64	0,167,273.71					3,309,586.31	4,857,667.46			8,167,273.71	
MDS Checks Issued	3,309,586.31	4,597,399.76			7,906,986.07	16,114.07				16,114.07	242,263.57				242,263.57	259,377.64	0,167,273.71					3,309,586.31	4,857,667.46			8,167,273.71	
Advice to Debit Account																											
Notice of Transfer of Allocation (NTA)																											
MDS Checks Issued																											
Advice to Debit Account																											
Working Fund (NCA Issued to BTr)																											
Tax Remittance Advice Issued (TRA)	735,744.27	165,799.12			901,543.39	1,025.33				1,025.33	16,871.63				15,871.53	16,895.09	917,939.25					735,744.27	162,193.09			917,939.25	
Cash Disbursement Ceiling (CDC)																											
Non-Cash Availment Authority (NCAA)																											
Others (CDT, BTr Docs Stamp, etc.)																											


Summary

PARTICULARS	PREVIOUS REPORT	CURRENT MONTH	AS OF DATE
(1)	(2)	(3)	(4)
Total Disbursement Authorities Received			
NCA	84,285,806.00	9,383,069.00	103,671,603.00
Working Fund			
TRA	5,461,090.00	597,005.00	6,017,600.00
CDC			
NCAA			
Others (CDT, BTr Docs Stamp, etc.)			
Less: Notice of Transfer Allocations (NTA) Issued			
Total Disbursements Authorities Available	89,746,896.00	9,940,065.00	109,686,806.00
Less:			
Lapsed NCA	19,251,248.00		19,251,248.00
Disbursements	61,165,896.81	9,095,213.05	89,131,109.87
Balance of Disbursements Authorities as of to date	(699,335.81)	854,765.84	248,448.03
Total Disbursements Program			
Less: * Actual Disbursements		9,095,213.05	9,095,213.05
(Over)/Under Spending		(9,095,213.05)	(9,095,213.05)

Certified Correct:


Tomimbang, Gina
Agency Chief Accountant
Date: 10/Nov/2017

Approved By:


Roldan, Wilfredo
Head of Agency or Authorized Representative
Date: 16/Nov/2017

MONTHLY REPORT OF DISBURSEMENTS
For the month of November, 2017

Department: Other Executive Offices					Agency: Fertilizer and Pesticide Authority										Operating Unit: N/A											
Organization Code (UACS): 260370000000					Fund Cluster: 01 - Regular Agency Fund										Report Status: SUBMITTED											
PARTICULARS	CURRENT YEAR BUDGET				PRIOR YEAR'S ACCOUNTS PAYABLE												SUB-TOTAL	TRUST LIABILITIES				GRAND TOTAL				REMARKS
	PS	MOOE	Fin. Exp	CO	PRIOR YEAR'S ACCOUNTS PAYABLE				CURRENT YEAR'S ACCOUNTS PAYABLE				PS	MOOE	CO	TOTAL		PS	MOOE	CO	TOTAL					
					7	8	9	10	11	12	13	14										15	16	17	18	
1	2	3	4	5	6	7	8	9	10	11	12	13	14	15	16	17	18	19	20	21	22	23	24	25	26	27
Notice of Cash Allocation (NCA)	9,034,725.00	4,178,557.13			13,273,282.73																					
MDS Checks Issued	9,034,725.00	4,178,557.13			13,273,282.73																					
Advice to Debit Account																										
Notice of Transfer of Allocation (NTA)																										
MDS Checks Issued																										
Advice to Debit Account																										
Working Fund (NCA Issued to BTR)																										
Tax Remittance Advices Issued (TRA)	1,417,543.71	170,192.68			1,587,736.39																					
Cash Disbursement Ceiling (CDC)																										
Non-Cash Availment Authority (NCAA)																										
Others (CDT, BT, Docs Stamp, etc.)																										


Summary

PARTICULARS	PREVIOUS REPORT	CURRENT MONTH	AS OF DATE
(1)	(2)	(3)	(4)
Total Disbursement Authorities Received			
NCA	103,671,899.00	27,800,355.00	131,572,162.00
Working Fund			
TRA	6,017,000.00	420,000.00	6,437,000.00
CDC			
NCAA			
Others (CDT, BT, Docs Stamp, etc.)			
Less: Notice of Transfer Allocations (NTA) Issued			
Total Disbursements Authorities Available	109,688,899.00	28,320,355.00	138,009,162.00
Less:			
Lapsed NCA	19,251,248.00		19,251,248.00
Disbursements	80,181,163.97	14,661,019.12	105,052,123.09
Balance of Disbursements Authorities as of to date	245,448.03	13,459,335.88	13,705,784.91
Total Disbursements Program			
Less: * Actual Disbursements		14,661,019.12	14,661,019.12
Over/Under spending		(14,661,019.12)	(14,661,019.12)

Certified Correct:

Tomimbang, Gina
 Agent Chief Accountant
 Date: 20/Dec/2017

Approved By:


 Roldan Wilfredo
 Head of Agency or Authorized Representative
 Date: 22/Dec/2017

MONTHLY REPORT OF DISBURSEMENTS
For the month of DECEMBER 2017

Department : OTHER EXECUTIVE OFFICES
 Agency : FERTILIZER AND PESTICIDE AUTHORITY
 Operating Unit : _____
 Organization Code (UACS) : 026 37 00000000
 Funding Source Code (as clustered): 01 1 01 101
 (e.g. Old Fund Code: 101,102, 151)

PARTICULARS	CURRENT YEAR BUDGET					PRIOR YEAR'S BUDGET											SUB-TOTAL	TRUST LIABILITIES				GRAND TOTAL					Remarks	
	PS	MOOE	Fin. Exp	CO	TOTAL	PRIOR YEAR'S ACCOUNTS PAYABLE					CURRENT YEAR'S ACCOUNTS PAYABLE					TOTAL		PS	MOOE	CO	TOTAL	PS	MOOE	Fin. Exp	CO	TOTAL		
						PS	MOOE	Fin. Exp	CO	Sub-Total	PS	MOOE	Fin. Exp	CO	Sub-Total													TOTAL
1	2	3	4	5	6=(2+3+4+5)	7	8	9	10	11=(7+8+9+10)	12	13	14	15	16=(12+13+14+15)	17=(11+16)	18=(9+17)	19	20	21	22=(19+20+21)	23	24	25	26	27=(23+24+25+26)	28	
Notice of Cash Allocation (NCA)																												
MDS Checks Issued	10,310,718.35	13,175,506.65			23,486,225.00																							
Advice to Debit Account					-																							
Working Fund (NCA issued to BTr)					-																							
Tax Remittance Advices Issued (TRA)	1,758,426.61	633,448.89			2,391,875.50																							
Cash Disbursement Ceiling (CDC)					-																							
Non-Cash Availment Authority (NCAA)					-																							
Others (CDT, BTr Docs Stamp, etc.)					-																							
TOTAL	12,069,144.96	13,808,955.54	-	-	25,878,100.50	-	-	-	-	-	-	-	-	-	-	-	25,878,100.50	-	-	-	-	12,069,144.96	13,808,955.54	-	-	25,878,100.50		

SUMMARY:

	Previous Report	This month	As of Date
Total Disbursement Authorities Received			
NCA	131,572,162.00	9,414,000.00	140,986,162.00
Working Fund			
TRA	6,437,000.00	425,000.00	6,862,000.00
CDC			
NCAA			
Others (CDT, BTr Docs Stamp, etc.)			
Less: Notice of Transfer Allocations (NTA) issued			
Total Disbursements Authorities Available	138,009,162.00	9,839,000.00	147,848,162.00
Less: Lapsed NCA	19,251,248.00	1,770,574.80	21,021,822.80
Disbursements *	105,052,129.09	25,878,100.50	130,930,229.59
Balance of Disbursements Authorities as of to date	13,705,784.91	(17,809,675.30)	(4,103,890.39)

	Previous Report	This month	As of Date
Total Disbursements Program	138,009,162.00	9,839,000.00	147,848,162.00
Less: * Actual Disbursements (Over)/Under spending	105,052,129.09	25,878,100.50	130,930,229.59
	32,957,032.91	(16,039,100.50)	16,917,932.41

Notes: The use of NTA is discouraged

Certified Correct:

GINA C. TOMIMBANG
Date: January 19, 2018

Approved By:

WILFREDO C. ROLDAN
Date: January 19, 2018

CDA GAS - *[Signature]* 1/23-18