

**MONTHLY REPORT OF DISBURSEMENTS**  
For the month of APRIL 2020

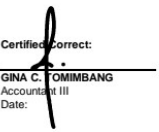


Department : OTHER EXECUTIVE OFFICES  
 Agency : FERTILIZER AND PESTICIDE AUTHORITY  
 Operating Unit : \_\_\_\_\_  
 Organization Code (UACS) : 026 37 00000000  
 Funding Source Code (as clustered): 01 1 01 101  
 (e.g. Old Fund Code: 101,102, 151)

PARTICULARS	CURRENT YEAR BUDGET					PRIOR YEAR'S BUDGET										SUB-TOTAL	TRUST LIABILITIES				GRAND TOTAL					Remarks		
	PS	MOOE	Fin. Exp	CO	TOTAL	PRIOR YEAR'S ACCOUNTS PAYABLE					CURRENT YEAR'S ACCOUNTS PAYABLE						TOTAL	PS	MOOE	CO	TOTAL	PS	MOOE	Fin. Exp	CO		TOTAL	
						PS	MOOE	Fin. Exp	CO	Sub-Total	PS	MOOE	Fin. Exp	CO	Sub-Total													
1	2	3	4	5	6=(2+3+4+5)	7	8	9	10	11=(7+8+9+10)	12	13	14	15	16=(12+13+14+15)	17=(11+16)	18=(9+17)	19	20	21	22=(19+20+21)	23	24	25	26	27=(23+24+25+26)	28	
Notice of Cash Allocation (NCA)																												
MDS Checks Issued	1,457,772.07	1,987,854.86			3,445,626.93	-	11,783.98			11,783.98					-	11,783.98	3,457,410.91				-	1,457,772.07	1,999,638.84			-	3,457,410.91	
Advice to Debit Account					-					-					-	-	-				-	-					-	
Working Fund (NCA issued to BT)					-					-					-	-	-				-	-					-	
Tax Remittance Advices Issued (TRA)	572,261.12	1,630.53			573,891.65		247.50			247.50					-	247.50	574,139.15				-	572,261.12	1,878.03			-	574,139.15	
Cash Disbursement Ceiling (CDC)					-					-					-	-	-				-	-					-	
Non-Cash Availment Authority (NCAA)					-					-					-	-	-				-	-					-	
Others (CDT, BT, Docs Stamp, etc.)					-					-					-	-	-				-	-					-	
<b>TOTAL</b>	<b>2,030,033.19</b>	<b>1,989,485.39</b>	<b>-</b>	<b>-</b>	<b>4,019,518.58</b>	<b>-</b>	<b>12,031.48</b>	<b>-</b>	<b>-</b>	<b>12,031.48</b>	<b>-</b>	<b>-</b>	<b>-</b>	<b>-</b>	<b>-</b>	<b>12,031.48</b>	<b>4,031,550.06</b>	<b>-</b>	<b>-</b>	<b>-</b>	<b>-</b>	<b>2,030,033.19</b>	<b>2,001,516.87</b>	<b>-</b>	<b>-</b>	<b>-</b>	<b>4,031,550.06</b>	

**SUMMARY:**

	<u>Previous Report</u>	<u>This month</u>	<u>As of Date</u>		<u>Previous Report</u>	<u>This month</u>	<u>As of Date</u>
Total Disbursement Authorities Received				Total Disbursements Program	108,913,187.39	49,491,139.15	158,404,326.54
NCA	106,927,227.00	48,917,000.00	155,844,227.00	Less: Actual Disbursements	<u>97,219,581.04</u>	<u>45,459,589.09</u>	<u>101,251,131.10</u>
Working Fund				(Over)/Under spending	<u>11,693,606.35</u>	<u>45,459,589.09</u>	<u>57,153,195.44</u>
TRA	1,985,960.39	574,139.15	2,560,099.54				
CDC							
NCAA							
Others (CDT, BT, Docs Stamp, etc.)							
Less: Notice of Transfer Allocations (NTA) issued							
<b>Total Disbursements Authorities Available</b>	<u>108,913,187.39</u>	<u>49,491,139.15</u>	<u>158,404,326.54</u>				
Less: Lapsed NCA		(11,693,606.35)	(11,693,606.35)				
Disbursements *	<u>(97,219,581.04)</u>	<u>(4,031,550.06)</u>	<u>(101,251,131.10)</u>				
<b>Balance of Disbursements Authorities as of date</b>	<u>11,693,606.35</u>	<u>33,765,982.74</u>	<u>45,459,589.09</u>				

Notes: The use of NTA is discouraged  
 \* Amounts should tally

Certified Correct:  GINA C. TOMIMBANG Accountant III Date:	Recommending Approval By:  ELIZABETH T. RAMIRO Chief Administrative Officer Date:	Approved By:  WILFREDO C. ROLDAN Executive Director Date:
--	--	--