

MONTHLY REPORT OF DISBURSEMENTS
For the month of November 2022


Department: Department of Agriculture (DA)
 Agency/Entity: Fertilizer and Pesticide Authority
 Operating Unit: < not applicable >
 Organization Code (IACS): 05 005 000000
 Fund Cluster: 01 Regular Agency Fund


Particulars	Current Year Budget					Prior Year's Budget											SUB-TOTAL	Trust Liabilities				Grand Total					Remarks			
	PS	MOOE	FinEx	CO	TOTAL	Prior Year's Accounts Payable					Current Year's Accounts Payable					TOTAL		PS	MOOE	CO	TOTAL	PS	MOOE	FinEx	CO	TOTAL				
						PS	MOOE	FinEx	CO	Sub-Total	PS	MOOE	FinEx	CO	Sub-Total													18=(6+17)	19	20
CASH DISBURSEMENTS	13,089,439.70	3,428,035.11	0.00	0.00	16,516,474.81	0.00	0.00	0.00	0.00	0.00	24,632.00	24,632.00	0.00	0.00	24,632.00	24,632.00	16,541,106.81	0.00	0.00	0.00	0.00	13,089,439.70	3,452,667.11	0.00	0.00	0.00	16,541,106.81			
Notice of Cash Allocation (NCA)	13,089,439.70	3,428,035.11	0.00	0.00	16,516,474.81	0.00	0.00	0.00	0.00	0.00	24,632.00	24,632.00	0.00	0.00	24,632.00	24,632.00	16,541,106.81	0.00	0.00	0.00	0.00	13,089,439.70	3,452,667.11	0.00	0.00	0.00	16,541,106.81			
MOS Checks Issued	0.00	0.00	0.00	0.00	0.00	0.00	0.00	0.00	0.00	0.00	0.00	0.00	0.00	0.00	0.00	0.00	0.00	0.00	0.00	0.00	0.00	0.00	0.00	0.00	0.00	0.00	0.00	0.00		
Advice to Debit Account	13,089,439.70	3,428,035.11	0.00	0.00	16,516,474.81	0.00	0.00	0.00	0.00	0.00	24,632.00	24,632.00	0.00	0.00	24,632.00	24,632.00	16,541,106.81	0.00	0.00	0.00	0.00	13,089,439.70	3,452,667.11	0.00	0.00	0.00	16,541,106.81			
Notice of Transfer Allocations (NTA)	0.00	0.00	0.00	0.00	0.00	0.00	0.00	0.00	0.00	0.00	0.00	0.00	0.00	0.00	0.00	0.00	0.00	0.00	0.00	0.00	0.00	0.00	0.00	0.00	0.00	0.00	0.00	0.00		
MOS Checks Issued	0.00	0.00	0.00	0.00	0.00	0.00	0.00	0.00	0.00	0.00	0.00	0.00	0.00	0.00	0.00	0.00	0.00	0.00	0.00	0.00	0.00	0.00	0.00	0.00	0.00	0.00	0.00	0.00	0.00	
Advice to Debit Account	0.00	0.00	0.00	0.00	0.00	0.00	0.00	0.00	0.00	0.00	0.00	0.00	0.00	0.00	0.00	0.00	0.00	0.00	0.00	0.00	0.00	0.00	0.00	0.00	0.00	0.00	0.00	0.00	0.00	
Working Fund for FAPs	0.00	0.00	0.00	0.00	0.00	0.00	0.00	0.00	0.00	0.00	0.00	0.00	0.00	0.00	0.00	0.00	0.00	0.00	0.00	0.00	0.00	0.00	0.00	0.00	0.00	0.00	0.00	0.00	0.00	
Cash Disbursement Ceiling (CDC)	0.00	0.00	0.00	0.00	0.00	0.00	0.00	0.00	0.00	0.00	0.00	0.00	0.00	0.00	0.00	0.00	0.00	0.00	0.00	0.00	0.00	0.00	0.00	0.00	0.00	0.00	0.00	0.00	0.00	
TOTAL CASH DISBURSEMENTS	13,089,439.70	3,428,035.11	0.00	0.00	16,516,474.81	0.00	0.00	0.00	0.00	0.00	24,632.00	24,632.00	0.00	0.00	24,632.00	24,632.00	16,541,106.81	0.00	0.00	0.00	0.00	13,089,439.70	3,452,667.11	0.00	0.00	0.00	16,541,106.81			
NON-CASH DISBURSEMENTS	19,023.16	99,216.48	0.00	23,519.46	141,759.10	0.00	0.00	0.00	0.00	0.00	1,537.50	1,537.50	0.00	0.00	1,537.50	1,537.50	143,296.60	0.00	0.00	0.00	0.00	19,023.16	100,753.98	0.00	23,519.46	143,296.60				
Tax Remittance Advances Issued (TRA)	19,023.16	99,216.48	0.00	23,519.46	141,759.10	0.00	0.00	0.00	0.00	0.00	1,537.50	1,537.50	0.00	0.00	1,537.50	1,537.50	143,296.60	0.00	0.00	0.00	0.00	19,023.16	100,753.98	0.00	23,519.46	143,296.60				
Non-Cash Avowment Authority (NCAA)	0.00	0.00	0.00	0.00	0.00	0.00	0.00	0.00	0.00	0.00	0.00	0.00	0.00	0.00	0.00	0.00	0.00	0.00	0.00	0.00	0.00	0.00	0.00	0.00	0.00	0.00	0.00	0.00		
Disbursements effected through outright deductions from claims (please specify...)	0.00	0.00	0.00	0.00	0.00	0.00	0.00	0.00	0.00	0.00	0.00	0.00	0.00	0.00	0.00	0.00	0.00	0.00	0.00	0.00	0.00	0.00	0.00	0.00	0.00	0.00	0.00	0.00	0.00	
Overpayment of expenses (e.g. personnel benefits)	0.00	0.00	0.00	0.00	0.00	0.00	0.00	0.00	0.00	0.00	0.00	0.00	0.00	0.00	0.00	0.00	0.00	0.00	0.00	0.00	0.00	0.00	0.00	0.00	0.00	0.00	0.00	0.00	0.00	
Restitution for loss of government property	0.00	0.00	0.00	0.00	0.00	0.00	0.00	0.00	0.00	0.00	0.00	0.00	0.00	0.00	0.00	0.00	0.00	0.00	0.00	0.00	0.00	0.00	0.00	0.00	0.00	0.00	0.00	0.00	0.00	
Liquidated damages and similar claims	0.00	0.00	0.00	0.00	0.00	0.00	0.00	0.00	0.00	0.00	0.00	0.00	0.00	0.00	0.00	0.00	0.00	0.00	0.00	0.00	0.00	0.00	0.00	0.00	0.00	0.00	0.00	0.00	0.00	
Others (TEF, BTR, Documentary Stamp Tax, etc.)	0.00	0.00	0.00	0.00	0.00	0.00	0.00	0.00	0.00	0.00	0.00	0.00	0.00	0.00	0.00	0.00	0.00	0.00	0.00	0.00	0.00	0.00	0.00	0.00	0.00	0.00	0.00	0.00	0.00	
TOTAL NON-CASH DISBURSEMENTS	19,023.16	99,216.48	0.00	23,519.46	141,759.10	0.00	0.00	0.00	0.00	0.00	1,537.50	1,537.50	0.00	0.00	1,537.50	1,537.50	143,296.60	0.00	0.00	0.00	0.00	19,023.16	100,753.98	0.00	23,519.46	143,296.60				
GRAND TOTAL	13,107,462.86	3,527,251.59	0.00	23,519.46	16,658,233.91	0.00	0.00	0.00	0.00	0.00	26,169.50	26,169.50	0.00	0.00	26,169.50	26,169.50	16,684,403.41	0.00	0.00	0.00	0.00	13,107,462.86	3,553,421.09	0.00	23,519.46	16,684,403.41				


SUMMARY

Particulars	Previous Report	This Month	As at Date
(1)	(2)	(3)	(4)
Total Disbursement Authorities Received	155,758,763.61	22,423,296.80	178,182,060.21
NCA	145,335,373.00	22,280,000.00	167,615,373.00
NTA	0.00	0.00	0.00
Working Fund	0.00	0.00	0.00
TRA	10,423,390.61	143,296.80	10,566,687.21
CDC	0.00	0.00	0.00
NCAA	0.00	0.00	0.00
Less: Notice of Transfer of Allocations (NTA) issued	0.00	0.00	0.00
Total Disbursement Authorities Available	155,758,763.61	22,423,296.80	178,182,060.21
Less:	0.00	0.00	0.00
Lapsed NCA	104,100.67	0.00	104,100.67
Disbursements	151,120,272.38	16,684,403.41	167,804,675.77
Less: Other Non-Cash Disbursements	388,961.38	0.00	388,961.38
Disbursements effected through outright deductions from claims	388,961.38	0.00	388,961.38
Overpayment of expenses (e.g. personnel benefits)	382,747.04	0.00	382,747.04
Restitution for loss of government property	0.00	0.00	0.00
Liquidated damages and similar claims	6,214.34	0.00	6,214.34
Others (e.g. TEF, BTR, Docs Stamp, etc.)	0.00	0.00	0.00
Adv/ Less: Adjustments (e.g. cancelled/stale checks)	0.00	0.00	0.00
Balance of Disbursement Authorities as at date	4,923,351.96	5,738,893.19	10,662,245.15
Total Disbursements Program	44,836,258.77	0.00	44,836,258.77
Less: Actual Disbursements	107,191,037.68	0.00	107,191,037.68
(Over)/Under spending	(62,354,778.91)	0.00	(62,354,778.91)

Notes: * The use of NTA is discouraged
 Notes: ** Amounts should tally with the grand total disbursement (column 27).

Certified Correct:

SHIENNA LYN B. ATIENZA
 Administrative Officer IV
 Date: December 7, 2022

Recommending Approval:

GINA C. TOMIMBANG
 Chief, Finance and Administrative Division
 Date: December 7, 2022

Approved By:

JULIETA B. LANSANGAN
 Officer In-Charge
 Date: December 7, 2022