




## QUARTERLY PHYSICAL REPORT OF OPERATION As of December 31, 2023

**Department** : Department of Agriculture (DA)  
**Agency/Entity** : Fertilizer and Pesticide Authority  
**Operating Unit** : < not applicable >  
**Organization Code (UACS)** : 05 005 0000000

Particulars	UACS CODE	Physical Target (Budget Year)					Physical Accomplishment (Budget Year)					Variance as of December 31, 2023	Remarks
		1st Quarter	2nd Quarter	3rd Quarter	4th Quarter	Total	1st Quarter	2nd Quarter	3rd Quarter	4th Quarter	Total		
1	2	3	4	5	6	7	8	9	10	11	12	13	14
FERTILIZER AND PESTICIDE REGULATORY PROGRAM	310100000000000												
OO : Fertilizer and pesticide products and handlers regulated													
Outcome Indicators													
1. Percentage of handlers and products monitored/inspected with detected violations		0.125%	0.125%	0.125%	0.125%	0.5%	0.12%	0.09%	0.14%	0.14%	0.49%	0.01%	The FPA conducted a total of 32,332 visits to establishments and 114,852 fertilizer and pesticide (F/P) products inspected. The monitoring/inspection activities conducted resulted to the detection of 161 violations for the 4th quarter or a total of 686 violations as of December 31, 2023. The cumulative number of violations represents 0.47% of the total visits and inspections conducted or a conclusion that 99.53% of the monitored handlers and products were compliant to the FPA rules and regulations.
2. Percentage of Notice of Violations and Order issuances that resulted into cases filed/litigated		0%	0%	0%	0%	0%	0%	0%	0%	0%	0%	0%	Out of the total 686 violations detected from January to December 2023, none resulted in cases filed/litigated.
Output Indicators													
1. Percentage of regulatory documents issued within the prescribed time frame		24.25%	24.25%	24.25%	24.25%	97%	24.53%	24.15%	24.07%	24.69%	97.44%	-0.44%	5,904 regulatory documents were issued for the 4th quarter of FY2023 of which 5,830 were issued within the prescribed time frame. For FY 2023, there were 23,657 issued of which 23,031 were issued within the prescribed time frame.
2. Percentage of submitted reports that resulted in the issuance of notice of violations and penalties imposed		0.25%	0.25%	0.25%	0.25%	1%	0.65%	0.54%	0.63%	0.72%	2.54%	-1.54%	Submitted reports refer to applications received from clients wherein surcharges are being collected for late renewals. As part of our info campaign, the clients/handlers were reminded of the expiration of their licenses as early as 90 days prior to their expiration dates. For the 4th quarter of FY 2023, there were 5,904 applications received, of which 170 have collections for surcharges or a total of 23,657 applications received, wherein 600 have collections for surcharges. Issuance of penalties imposed which are based on the late renewal of permits are not within the control of the agency but this is a positive indicator because despite the imposition of penalties F/P stakeholders still opted to register their business with FPA and by this farmer would have more choices of suppliers in the market.

**Prepared By:**  
  
 KIMBERLY R. CORONADO  
 Planning Officer III  
 Date: January 30, 2024

**In coordination with:**  
  
 ERAMAE V. INOCENCIO  
 Administrative Officer V, Budget Section  
 Date: January 30, 2024

**Approved By:**  
  
 JULIETA B. LANSANGAN  
 Executive Director III  
 Date: January 30, 2024