


QUARTERLY PHYSICAL REPORT OF OPERATION

As of March 31, 2023


Department : Department of Agriculture (DA)  
 Agency : Fertilizer and Pesticide Authority  
 Operating Unit : < not applicable >  
 Organization Code (UACS) : 05 005 0000000

Particulars	UACS CODE	Physical Target (Budget Year)					Physical Accomplishment (Budget Year)					Variance as of 03/31/2023	Remarks
		1st Quarter	2nd Quarter	3rd Quarter	4th Quarter	Total	1st Quarter	2nd Quarter	3rd Quarter	4th Quarter	Total		
1	2	3	4	5	6	7	8	9	10	11	12	13	14
FERTILIZER AND PESTICIDE REGULATORY PROGRAM	3101000000000000												
OO : Fertilizer and pesticide products and handlers regulated													
Outcome Indicators													
1. Percentage of handlers and products monitored/inspected with detected violations		0.125%	0.125%	0.125%	0.125%	0.5%	0.12%				0.12%	0.38%	For the 1st quarter, we were able to accomplish a total of 8,300 visits to establishments and inspected 27,699 fertilizer and pesticide products. The monitoring/inspection activities conducted resulted to the detection of 168 violations. The number of violations represents 0.49% of the total visits and inspections conducted or a conclusion that 99.51% of the monitored handlers and products were compliant to the FPA rules and regulations.
2. Percentage of Notice of Violations and Order issuances that resulted into cases filed/litigated		0%	0%	0%	0%	0%	0%				0%	0%	Out of the total 168 violations detected, none was resulted into cases filed/litigated
Output Indicators													
1. Percentage of regulatory documents issued within the prescribed time frame		24.25%	24.25%	24.25%	24.25%	97%	24.53%				24.53%	72.47%	A total of 4,826 regulatory documents were issued for the 1st quarter of FY2023 of which 4,736 were issued within the prescribed time frame.
2. Percentage of submitted reports that resulted in the issuance of notice of violations and penalties imposed		0.25%	0.25%	0.25%	0.25%	1%	0.85%				0.85%	0.35%	Submitted reports refer to applications received from clients wherein surcharges are being collected for late renewals. As part of our info campaign, the clients/handlers were reminded of the expiration of their licenses as early as 90 days prior to their expiration dates. For the 1st quarter of FY 2023, there were 4,826 applications received, of which 128 have collections for surcharges. Issuance of penalties imposed which are based on the late renewal of permits are not within the control of the agency but this is a positive indicator because despite the imposition of penalties F/P stakeholders still opted to register their business with FPA and by this farmer would have more choices of suppliers in the market.


Prepared By:

  
 MIRASOL O. BACARISAS  
 OIC, CHIEF PMID  
 Date: 04/19/2023

In coordination with:

  
 ERAMAE V. INOCENCIO  
 CHIEF, BUDGET SECTION  
 Date: 04/19/2023

Approved By:

  
 JULIETA B. ANSANGAN  
 OIC, EXECUTIVE DIRECTOR  
 Date: 04/19/2023