

QUARTERLY PHYSICAL REPORT OF OPERATION

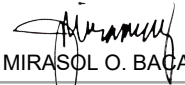
As of December 31, 2022

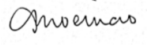
Department : Department of Agriculture (DA)
Agency : Fertilizer and Pesticide Authority
Operating Unit : < not applicable >
Organization Code (UACS) : 05 005 0000000


Particulars	UACS CODE	Physical Target (Budget Year)					Physical Accomplishment (Budget Year)					Variance as of 12/31/2022	Remarks
		1st Quarter	2nd Quarter	3rd Quarter	4th Quarter	Total	1st Quarter	2nd Quarter	3rd Quarter	4th Quarter	Total		
1	2	3	4	5	6	7	8	9	10	11	12	13	14
FERTILIZER AND PESTICIDE REGULATORY PROGRAM	3101000000000000												
OO : Fertilizer and pesticide products and handlers regulated													
Outcome Indicators													
1. Percentage of handlers and products		0.25%	0.25%	0.25%	0.25%	1%	0.12%	0.16%	0.25%	0.25%	0.78%	0.22%	For the 4th quarter, we were able to accomplish a total of 5,448 visits to establishments and inspected 19,019 fertilizer and pesticide products. These bring to a total of 21,970 visits to establishments and 81,680 fertilizer and pesticide (F/P) products inspected from January to December 2022. The monitoring/inspection activities conducted resulted to the detection of 238 violations for the 4th quarter or a total of 804 violations as of December 30, 2022. The cumulative number of violations represents 0.78% of the total visits and inspections conducted or a conclusion that 99.22% of the monitored handlers and products were compliant to the FPA rules and regulations.
monitored/inspected with detected violations													
2. Percentage of Notice of Violations and Order		0%	0%	0%	0%	0%	0%	99.65%	99.64%	0%	99.75%	0%	Out of the total 804 violations detected which were covered with Notice of Violations (NoV) and Order (Stop Use/Move/Sale) issuances, two (2) cases were filed by the FPA in violation of the provisions of PD 1144 at the: 1. Office of the Provincial Prosecutor in Kalibo, Aklan. (2Q) 2. Office of the Provincial Prosecutor in La Trinidad, Benguet. (3Q) However, there were also four (6) cases (2 in Region 10, 2 in Region 2, 1 in Region 3 and 1 in CAR)) filed without the issuance of NoV and Order, whereby FPA personnel acted only as witnesses. Hence, said filed cases are not included in this specific indicator. These cases were in collaboration with other law enforcement agencies (NBI/CIDG) thru the conduct of joint operatives and buy-bust operations. This year was likewise challenging because of the rising prices of fertilizer. The field units enhanced the monitoring of prices and enforcement to prevent the proliferation of fake fertilizer on the ground. This resulted in the filing of cases against the violators of PD 1144 which is beyond the control of the agency. This is a positive indicator for the agency in strengthening its campaign and stopping the illegal selling and distribution of fake fertilizers and other farm inputs.
issuances that resulted into cases filed/litigated													
Output Indicators													
1. Percentage of regulatory documents issued within the		24.75%	24.75%	24.75%	24.75%	99%	24.69%	24.67%	24.63%	24.75%	99%	0%	A total of 4,836, regulatory documents were issued for the 4th quarter of FY2022 of which 4,772 were issued within the prescribed time frame. To date, there were 20,051 issued of which 19,777 were issued within the prescribed time frame.
prescribed time frame													
2. Percentage of submitted reports that resulted in the		0.25%	0.25%	0.25%	0.25%	1%	1.18%	0.81%	0.67%	0.62%	3%	2%	Submitted reports refer to applications received from clients wherein surcharges are being collected for late renewals. As part of our info campaign, the clients/handlers were reminded of the expiration of their licenses as early as 90 days prior to their expiration dates. For the 4th quarter of FY 2022, there were 4,836, applications received, of which 213 have collections for surcharges or a total of 20,051 applications received, wherein 658 have collections for surcharges. Issuance of penalties imposed which are based on the late renewal of permits are not within the control of the agency but this is a positive indicator because despite the imposition of penalties F/P stakeholders still opted to

Department : Department of Agriculture (DA)
Agency : Fertilizer and Pesticide Authority
Operating Unit : < not applicable >
Organization Code (UACS) : 05 005 0000000

Particulars	UACS CODE	Physical Target (Budget Year)					Physical Accomplishment (Budget Year)					Variance as of 12/31/2022	Remarks
		1st Quarter	2nd Quarter	3rd Quarter	4th Quarter	Total	1st Quarter	2nd Quarter	3rd Quarter	4th Quarter	Total		
1	2	3	4	5	6	7	8	9	10	11	12	13	14
issuance of notice of violations and penalties imposed													register their business with FPA and by this farmer would have more choices of suppliers in the market.

Prepared By:

 MIRASOL O. BACARISAS
 PLANNING OFFICER
Date: 01/26/2023

In coordination with:

 ERAMAE V. INOCENCIO
 BUDGET OFFICER
Date: 01/26/2023

Approved By:

 JULIETA B. LANSANGAN
 OIC, EXECUTIVE DIRECTOR
Date: 01/26/2023