


QUARTERLY PHYSICAL REPORT OF OPERATION

As of September 30, 2022


Department : Department of Agriculture (DA)
 Agency : Fertilizer and Pesticide Authority
 Operating Unit : < not applicable >
 Organization Code (UACS) : 05 005 0000000

Particulars	UACS CODE	Physical Target (Budget Year)					Physical Accomplishment (Budget Year)					Variance	Remarks
		1st Quarter	2nd Quarter	3rd Quarter	4th Quarter	Total	1st Quarter	2nd Quarter	3rd Quarter	4th Quarter	Total		
1	2	3	4	5	6	7	8	9	10	11	12	13	14
FERTILIZER AND PESTICIDE REGULATORY PROGRAM	310100000000000												
OO : Fertilizer and pesticide products and handlers regulated													
Outcome Indicators													
1. Percentage of handlers and products monitored/inspected with detected violations		0.25%	0.25%	0.25%	0.25%	1%	0.12%	0.16%	0.25%		0.53%	0.47%	For the 3rd quarter, we were able to accomplish a total of 5,968 visits to establishments and inspected 21,536 fertilizer and pesticide products. These bring to a total of 16,522 visits to establishments and 62,661 fertilizer and pesticide (F/P) products inspected from January to September 2022. The monitoring/inspection activities conducted were resulted to the detection of 277 violations for the 3rd quarter or a total of 566 violations as of September 30, 2022. The cumulative number of violations represents 0.53% of the total visits and inspections conducted or a conclusion that 99.47% of the monitored handlers and products were compliant to the FPA rules and regulations.
2. Percentage of Notice of Violations and Order issuances that resulted into cases filed/litigated		0%	0%	0%	0%	0%	0%	99.65%	99.64%		99.65%	0%	Out of the total 566 violations detected which were covered with Notice of Violations (NoV) and Order (Stop Use/Move/Sale) issuances, two (2) cases were filed by the FPA in violation of the provisions of PD 1144 at the: 1. Office of the Provincial Prosecutor in Kalibo, Aklan. (2Q) 2. Office of the Provincial Prosecutor in La Trinidad, Benguet. (3Q) However, there were also four (4) cases (2 in Region 10 and 2 in Region 2) filed without the issuance of NoV and Order, whereby FPA personnel acted only as witnesses. Hence, said filed cases are not included in this specific indicator. These cases were in collaboration with other law enforcement agencies (NBI/CIDG) thru the conduct of joint operations and buy-bust operations.
Output Indicators													
1. Percentage of regulatory documents issued within the prescribed time frame		24.75%	24.75%	24.75%	24.75%	99%	24.69%	24.67%	24.63%		74%	25%	A total of 5,544 regulatory documents were issued for the 3rd quarter of FY2022 of which 5,462 were issued within the prescribed time frame. To date, there were 15,215 issued of which 15,005 were issued within the prescribed time frame.
2. Percentage of submitted reports that resulted in the issuance of notice of violations and penalties imposed		0.25%	0.25%	0.25%	0.25%	1%	1.18%	0.81%	0.67%		2.66%	-1.66%	Submitted reports refer to applications received from clients wherein surcharges are being collected for late renewals. As part of our info campaign, the clients/handlers were reminded of the expiration of their licenses as early as 90 days prior to their expiration dates. For the 3rd quarter of FY 2022, there were 5,544 applications received, of which 149 have collections for surcharges or a total of 15,005 applications received, wherein 445 have collections for surcharges.


Prepared By:


MIRASOL O. BACARISAS
PLANNING OFFICER

In coordination with:


ERAMAE V. ENOCENCIO
BUDGET OFFICER

Approved By:


JULIETA B. LANSANGAN
OIC, EXECUTIVE DIRECTOR