


QUARTERLY PHYSICAL REPORT OF OPERATION
As of 2020 June 30

Department: DEPARTMENT OF AGRICULTURE
 Appropriations: Current Year Appropriations
 Agency: Fertilizer and Pesticide Authority
 Operating Unit: N/A
 Organization Code (UACS): 260370000000
 Report Status: SUBMITTED


Particulars	UACS CODE	Physical Targets					Physical Accomplishments					Variance as of December 31	Remarks
		1st Quarter	2nd Quarter	3rd Quarter	4th Quarter	Total	1st Quarter	2nd Quarter	3rd Quarter	4th Quarter	Total		
1	2	3	4	5	6	7=(3+4+5+6)	8	9	10	11	12=(8+9+10+11)	13	14
Part A													
I. Operations													
OO : Fertilizer and pesticide products and handlers regulated													
FERTILIZER AND PESTICIDE REGULATORY PROGRAM	310100000000												
Outcome Indicators													
1. Percentage of handlers and products monitored/inspected with detected violations		1%	1%	1%	1%	1%	0.37%	0.14%				0.72%	Despite limitation of movement/ monitoring activities of our field officers due to community quarantine and check points, the FPA was able to monitor/inspected a total of 12,239 handlers (inclusive of emails and texts during the quarantine period) and 53,916 products as of June 30, 2020. The monitoring/inspection activities conducted were resulted to the detection of 185 violations.
2. Percentage of Notice of Violations and Order Issuances that resulted into cases filed/mitigated		0%	0%	0%	0%	0%	0%	0%				0%	Out of the total 185 violations detected, none was resulted in to cases filed/mitigated

Output Indicators													
1. Percentage of regulatory documents issued within the prescribed time frame		95%	95%	95%	95%	95%	99%	99%				-4%	<p>A total of 6,134 regulatory documents were issued for the 1st semester, of which 99% or 6,127 were issued within the prescribed time frame.</p> <p>During the community quarantine period, regulatory documents which are expiring within the quarantine period was automatically extended.</p>
2. Percentage of submitted reports that resulted in the issuance of notice of violations and penalties imposed		1%	1%	1%	1%	1%	3%	2%				-3%	<p>Submitted reports refer to applications received from clients wherein surcharges/penalties are being collected.</p> <p>As part of our info campaign, the clients/handlers were reminded of the expiration of their licenses as early as 90 days prior its expiration date.</p> <p>As of June 30, 2020, there were 4,077 applications received. However, 4% of the total applications received or 123 have collections for surcharges due to the late filing of applications for renewal.</p>


Prepared by:


MIRASOL O. BACARISAS
 Planning Officer
 Date: July 20, 2020

In coordination with:


GENALYN A. GUADIANO
 Budget Officer
 Date: July 20, 2020

Approved by:


WILFREDO C. ROLDAN
 Executive Director
 Date: July 20, 2020