

Department : Department of Agriculture (DA)
 Agency/Entity : Fertilizer and Pesticide Authority
 Operating Unit : < not applicable >
 Organization Code (UACS) : 05 005 0000000
 Fund Cluster : 01 - Regular Agency Fund

| | |
|-------------------------------------|-----------------------------|
| <input checked="" type="checkbox"/> | Current Year Appropriations |
| <input type="checkbox"/> | Supplemental Appropriations |
| <input type="checkbox"/> | Continuing Appropriations |

(e.g. UACS Fund Cluster: 01-Regular Agency Fund, 02-Foreign Assisted Projects Fund, 03-Special Account-Locally Funded/Domestic Grants Fund, and 04-Special Account-Foreign Assisted/Foreign Grants Fund)

| Particulars | UACS CODE | Appropriations | | | Allotments | | | Current Year Obligations | | | | | Current Year Disbursements | | | | Balances | | | | | | |
|---|-----------|---------------------------|--|-------------------------|---------------------|--|-------------|--------------------------|---------------------------|-----------------------------|----------------------------|------------------------------|----------------------------|------------------|-----------------------------|----------------------------|------------------------------|-----------------------------|------------------|---------------------------|------------------------|-----------------------------------|--------------|
| | | Authorized Appropriations | Adjustments (Transfer To/From, Modifications/ Augmentations) | Adjusted Appropriations | Allotments Received | Adjustments (Reductions, Modifications/ Augmentations) | Transfer To | Transfer From | Adjusted Total Allotments | 1st Quarter Ending March 31 | 2nd Quarter Ending June 30 | 3rd Quarter Ending September | 4th Quarter Ending | Total | 1st Quarter Ending March 31 | 2nd Quarter Ending June 30 | 3rd Quarter Ending September | 4th Quarter Ending December | Total | Unreleased Appropriations | Unobligated Allotments | Unpaid Obligations(15-20)=(23+24) | |
| 1 | 2 | 3 | 4 | 5=(3+4) | 6 | 7 | 8 | 9 | 10=(8+(-17)-0+0) | 11 | 12 | 13 | 14 | 15=(11+12+13+14) | 16 | 17 | 18 | 19 | 20=(16+17+18+19) | 21 | 22 | 23 | 24 |
| FERTILIZER AND PESTICIDE REGULATORY PROGRAM | 6 | 111,798,000.00 | 0.00 | 111,798,000.00 | 111,798,000.00 | 0.00 | 0.00 | 0.00 | 111,798,000.00 | 37,824,683.08 | 26,346,666.75 | 0.00 | 0.00 | 64,173,349.81 | 20,828,336.91 | 33,913,021.83 | 0.00 | 0.00 | 54,739,360.74 | 0.00 | 47,624,650.19 | 0.00 | 9,433,969.07 |

[Signature]
 Chief, Budget Section
 Date: July 6, 2023 03:38 PM

[Signature]
 Chief, Accounting Section
 Date: July 6, 2023 03:38 PM

Recommending Approval By:
[Signature]
 Chief, FAD
 Date: July 6, 2023 03:38 PM

Approval:
[Signature]
 Office-in-Charge
 Date: July 6, 2023 03:39 PM

SUMMARY OF APPROPRIATIONS, ALLOTMENTS, OBLIGATIONS, DISBURSEMENTS AND BALANCES BY OBJECT OF EXPENDITURES

As at the Quarter Ending June 30, 2023

Department : Department of Agriculture (DA)
Agency/Entity : Fertilizer and Pesticide Authority
Operating Unit : < not applicable >
Organization Code : 05 005 0000000
UACS :
Fund Cluster : 01 - Regular Agency Fund

Table with 2 columns: Legend (X,), and Description (Current Year Appropriations, Supplemental Appropriations, Continuing Appropriations)

(e.g. UACS Fund Cluster: 01-Regular Agency Fund, 02-Foreign Assisted Projects Fund, 03-Special Account-Locally Funded/Domestic Grants Fund, and 04-Special Account-Foreign Assisted/Foreign Grants Fund)

Main data table with columns: Particulars, UACS CODE, Appropriations (Authorized, Adjusted), Allotments (Received, Adjusted), Obligations (1st-4th Quarter, Total), Disbursements (1st-4th Quarter, Total), and Balances (Unreleased, Unobligated, Unpaid Obligations).


Department : Department of Agriculture (DA)
 Agency/Entity : Fertilizer and Pesticide Authority
 Operating Unit : < not applicable >
 Organization Code : 05 005 0000000
 UACAs :
 Fund Cluster : 01 - Regular Agency Fund

| | |
|---|-----------------------------|
| X | Current Year Appropriations |
| | Supplemental Appropriations |
| | Continuing Appropriations |

(e.g. UACS Fund Cluster: 01-Regular Agency Fund, 02-Foreign Assisted Projects Fund, 03-Special Account-Locally Funded/Domestic Grants Fund, and 04-Special Account-Foreign Assisted/Foreign Grants Fund)

| Particulars | UACS CODE | Appropriations | | Allotments | | | | | | Obligations | | | | Disbursements | | | | Balances | | | | | |
|--|------------|---------------------------|---|-------------------------|-----------------------|---|-------------|---------------|-----------------------|-----------------------------|----------------------------|---------------------------------|--------------------------------|-----------------------|-----------------------------|----------------------------|---------------------------------|--------------------------------|-----------------------|---------------------------|------------------------|------------------------------------|----------------------------------|
| | | Authorized Appropriations | Adjustments (Transfer To/From, Modifications/Augmentations) | Adjusted Appropriations | Allotments Received | Adjustments (Reductions, Modifications/Augmentations) | Transfer To | Transfer From | Adjusted Allotments | 1st Quarter Ending March 31 | 2nd Quarter Ending June 30 | 3rd Quarter Ending September 30 | 4th Quarter Ending December 31 | Total | 1st Quarter Ending March 31 | 2nd Quarter Ending June 30 | 3rd Quarter Ending September 30 | 4th Quarter Ending December 31 | Total | Unreleased Appropriations | Unobligated Allotments | Unpaid Obligations (15-20)-(23+24) | |
| 1 | 2 | 3 | 4 | 5=(3+4) | 6 | 7 | 8 | 9 | 10=(8+(-7)-8+9) | 11 | 12 | 13 | 14 | 15=(11+12+13+14) | 16 | 17 | 18 | 19 | 20=(16+17+18+19) | 21=(5-10) | 22=(10-15) | 23 Due and Demandable | 24 Not Yet Due and Demandable |
| Representation Expenses | 5029803000 | 995,000.00 | 143,106.28 | 1,138,106.28 | 995,000.00 | 143,106.28 | 0.00 | 0.00 | 1,138,106.28 | 62,476.00 | 576,522.67 | 0.00 | 0.00 | 658,998.67 | 80,807.00 | 558,295.17 | 0.00 | 0.00 | 619,102.17 | 0.00 | 499,107.81 | 0.00 | 19,994.36 |
| Transportation and Delivery Expenses | 5029804000 | 282,000.00 | 14.00 | 282,014.00 | 282,000.00 | 14.00 | 0.00 | 0.00 | 282,014.00 | 19,445.00 | 118,029.00 | 0.00 | 0.00 | 137,474.00 | 19,445.00 | 22,049.00 | 0.00 | 0.00 | 41,494.00 | 0.00 | 144,540.00 | 0.00 | 95,980.00 |
| Rent/Lease Expenses | 5029805000 | 2,967,000.00 | (279,682.68) | 2,687,317.32 | 2,967,000.00 | (279,682.68) | 0.00 | 0.00 | 2,687,317.32 | 1,811,082.12 | 285,193.56 | 0.00 | 0.00 | 1,896,285.68 | 213,036.58 | 801,284.93 | 0.00 | 0.00 | 814,321.51 | 0.00 | 781,031.64 | 0.00 | 1,081,984.17 |
| Buildings - Building and Structures | 5029806001 | 2,767,000.00 | (279,682.68) | 2,487,317.32 | 2,767,000.00 | (279,682.68) | 0.00 | 0.00 | 2,487,317.32 | 1,487,124.12 | 285,193.56 | 0.00 | 0.00 | 1,772,317.68 | 194,868.58 | 564,599.21 | 0.00 | 0.00 | 759,267.79 | 0.00 | 714,999.64 | 0.00 | 1,013,049.89 |
| Buildings - Equipment | 5029806004 | 200,000.00 | 0.00 | 200,000.00 | 200,000.00 | 0.00 | 0.00 | 0.00 | 200,000.00 | 123,968.00 | 0.00 | 0.00 | 0.00 | 123,968.00 | 18,368.00 | 38,685.72 | 0.00 | 0.00 | 55,053.72 | 0.00 | 78,032.00 | 0.00 | 68,914.28 |
| Subscription Expenses | 5029807000 | 1,383,000.00 | (16,611.00) | 1,366,389.00 | 1,383,000.00 | (16,611.00) | 0.00 | 0.00 | 1,366,389.00 | 31,811.82 | 9,191.67 | 0.00 | 0.00 | 41,003.49 | 30,181.99 | 9,832.50 | 0.00 | 0.00 | 40,114.49 | 0.00 | 1,325,385.51 | 0.00 | 869.00 |
| Library and Other Reading Materials | 5029807004 | 1,350,000.00 | (31,583.18) | 1,318,416.82 | 1,350,000.00 | (31,583.18) | 0.00 | 0.00 | 1,318,416.82 | 16,768.72 | (18,768.72) | 0.00 | 0.00 | 0.00 | 15,138.89 | (18,138.89) | 0.00 | 0.00 | 0.00 | 0.00 | 1,318,416.82 | 0.00 | 0.00 |
| Other Subscription Expenses | 5029807089 | 33,000.00 | 14,972.18 | 47,972.18 | 33,000.00 | 14,972.18 | 0.00 | 0.00 | 47,972.18 | 15,043.10 | 25,980.39 | 0.00 | 0.00 | 41,003.49 | 15,043.10 | 25,071.39 | 0.00 | 0.00 | 40,114.49 | 0.00 | 6,958.69 | 0.00 | 869.00 |
| Other Maintenance and Operating Expenses | 5029899000 | 0.00 | 7,080.00 | 7,080.00 | 0.00 | 7,080.00 | 0.00 | 0.00 | 7,080.00 | 1,850.00 | 5,230.00 | 0.00 | 0.00 | 7,080.00 | 750.00 | 6,330.00 | 0.00 | 0.00 | 7,080.00 | 0.00 | 0.00 | 0.00 | 0.00 |
| Other Maintenance and Operating Expenses | 5029899099 | 0.00 | 7,080.00 | 7,080.00 | 0.00 | 7,080.00 | 0.00 | 0.00 | 7,080.00 | 1,850.00 | 5,230.00 | 0.00 | 0.00 | 7,080.00 | 750.00 | 6,330.00 | 0.00 | 0.00 | 7,080.00 | 0.00 | 0.00 | 0.00 | 0.00 |
| Capital Outlays | | 89,757,000.00 | 0.00 | 89,757,000.00 | 89,757,000.00 | 0.00 | 0.00 | 0.00 | 89,757,000.00 | 7,354,418.80 | 82,180,000.00 | 0.00 | 0.00 | 89,534,418.80 | 171,168.80 | 88,274,890.80 | 0.00 | 0.00 | 88,446,059.60 | 0.00 | 222,581.40 | 0.00 | 1,088,369.00 |
| Property, Plant and Equipment Outlay | 5080400000 | 89,757,000.00 | 0.00 | 89,757,000.00 | 89,757,000.00 | 0.00 | 0.00 | 0.00 | 89,757,000.00 | 7,354,418.80 | 82,180,000.00 | 0.00 | 0.00 | 89,534,418.80 | 171,168.80 | 88,274,890.80 | 0.00 | 0.00 | 88,446,059.60 | 0.00 | 222,581.40 | 0.00 | 1,088,369.00 |
| Buildings and Other Structures | 5080404000 | 81,900,000.00 | 0.00 | 81,900,000.00 | 81,900,000.00 | 0.00 | 0.00 | 0.00 | 81,900,000.00 | 0.00 | 81,900,000.00 | 0.00 | 0.00 | 81,900,000.00 | 0.00 | 81,900,000.00 | 0.00 | 0.00 | 81,900,000.00 | 0.00 | 0.00 | 0.00 | 0.00 |
| Buildings | 5080404001 | 81,900,000.00 | 0.00 | 81,900,000.00 | 81,900,000.00 | 0.00 | 0.00 | 0.00 | 81,900,000.00 | 0.00 | 81,900,000.00 | 0.00 | 0.00 | 81,900,000.00 | 0.00 | 81,900,000.00 | 0.00 | 0.00 | 81,900,000.00 | 0.00 | 0.00 | 0.00 | 0.00 |
| Machinery and Equipment Outlay | 5080405000 | 7,857,000.00 | 0.00 | 7,857,000.00 | 7,857,000.00 | 0.00 | 0.00 | 0.00 | 7,857,000.00 | 7,354,418.80 | 280,000.00 | 0.00 | 0.00 | 7,634,418.80 | 171,168.80 | 6,374,890.80 | 0.00 | 0.00 | 6,546,059.60 | 0.00 | 222,581.40 | 0.00 | 1,088,369.00 |
| Technical and Scientific Equipment | 5080405014 | 7,857,000.00 | 0.00 | 7,857,000.00 | 7,857,000.00 | 0.00 | 0.00 | 0.00 | 7,857,000.00 | 7,354,418.80 | 280,000.00 | 0.00 | 0.00 | 7,634,418.80 | 171,168.80 | 6,374,890.80 | 0.00 | 0.00 | 6,546,059.60 | 0.00 | 222,581.40 | 0.00 | 1,088,369.00 |
| B. AUTOMATIC APPROPRIATIONS | | 9,140,000.00 | 0.00 | 9,140,000.00 | 9,140,000.00 | 0.00 | 0.00 | 0.00 | 9,140,000.00 | 2,188,077.73 | 1,465,317.75 | 0.00 | 0.00 | 3,653,395.48 | 2,188,077.73 | 1,465,317.75 | 0.00 | 0.00 | 3,653,395.48 | 0.00 | 5,466,804.52 | 0.00 | 0.00 |
| Retirement and Life Insurance Premiums | | 9,140,000.00 | 0.00 | 9,140,000.00 | 9,140,000.00 | 0.00 | 0.00 | 0.00 | 9,140,000.00 | 2,188,077.73 | 1,465,317.75 | 0.00 | 0.00 | 3,653,395.48 | 2,188,077.73 | 1,465,317.75 | 0.00 | 0.00 | 3,653,395.48 | 0.00 | 5,466,804.52 | 0.00 | 0.00 |
| C. SPECIAL PURPOSE FUNDS | | 0.00 | 2,530,333.00 | 2,530,333.00 | 0.00 | 2,530,333.00 | 0.00 | 0.00 | 2,530,333.00 | 1,273,925.44 | 1,256,406.39 | 0.00 | 0.00 | 2,530,331.83 | 1,273,925.44 | 1,028,273.42 | 0.00 | 0.00 | 2,302,198.86 | 0.00 | 1.17 | 0.00 | 228,132.97 |
| Pension and Disability Fund | | 0.00 | 2,530,333.00 | 2,530,333.00 | 0.00 | 2,530,333.00 | 0.00 | 0.00 | 2,530,333.00 | 1,273,925.44 | 1,256,406.39 | 0.00 | 0.00 | 2,530,331.83 | 1,273,925.44 | 1,028,273.42 | 0.00 | 0.00 | 2,302,198.86 | 0.00 | 1.17 | 0.00 | 228,132.97 |
| Other Personnel Benefits | 5010400000 | 0.00 | 2,530,333.00 | 2,530,333.00 | 0.00 | 2,530,333.00 | 0.00 | 0.00 | 2,530,333.00 | 1,273,925.44 | 1,256,406.39 | 0.00 | 0.00 | 2,530,331.83 | 1,273,925.44 | 1,028,273.42 | 0.00 | 0.00 | 2,302,198.86 | 0.00 | 1.17 | 0.00 | 228,132.97 |
| Other Personnel Benefits | | 0.00 | 2,530,333.00 | 2,530,333.00 | 0.00 | 2,530,333.00 | 0.00 | 0.00 | 2,530,333.00 | 1,273,925.44 | 1,256,406.39 | 0.00 | 0.00 | 2,530,331.83 | 1,273,925.44 | 1,028,273.42 | 0.00 | 0.00 | 2,302,198.86 | 0.00 | 1.17 | 0.00 | 228,132.97 |
| Terminal Leave Benefits - Civilian | 5010403001 | 0.00 | 1,448,570.02 | 1,448,570.02 | 0.00 | 1,448,570.02 | 0.00 | 0.00 | 1,448,570.02 | 1,273,925.44 | 174,643.41 | 0.00 | 0.00 | 1,448,568.85 | 1,273,925.44 | (53,489.56) | 0.00 | 0.00 | 1,220,435.88 | 0.00 | 1.17 | 0.00 | 228,132.97 |
| Other Personnel Benefits | 5010499099 | 0.00 | 1,081,782.98 | 1,081,782.98 | 0.00 | 1,081,782.98 | 0.00 | 0.00 | 1,081,782.98 | 0.00 | 1,081,782.98 | 0.00 | 0.00 | 1,081,782.98 | 0.00 | 1,081,782.98 | 0.00 | 0.00 | 1,081,782.98 | 0.00 | 0.00 | 0.00 | 0.00 |
| GRAND TOTAL | | 259,242,000.00 | 2,530,333.00 | 261,772,333.00 | 259,242,000.00 | 2,530,333.00 | 0.00 | 0.00 | 261,772,333.00 | 68,854,982.88 | 122,304,818.99 | 0.00 | 0.00 | 181,159,799.85 | 34,618,096.68 | 131,778,097.26 | 0.00 | 0.00 | 186,294,193.94 | 0.00 | 80,812,834.15 | 0.00 | 14,865,804.81 |

Certified Correct:


 ERMAE V. INOCENCIO
 Chief, Budget Section
 Date: July 6, 2023 03:34 PM

Certified Correct:


 SHIELA LYN D. STIENZA
 Chief, Accounting Section
 Date: July 6, 2023 03:34 PM

Recommending Approval By:


 GINA C. TOMIMBANG
 Chief, FAO
 Date: July 6, 2023 03:38 PM

Approved By:


 JULIETA L. SANGAN
 Director
 Date: July 6, 2023 03:40 PM

STATEMENT OF APPROPRIATIONS, ALLOTMENTS, OBLIGATIONS, DISBURSEMENTS AND BALANCES
As at the Quarter Ending June 30, 2023

Department : Department of Agriculture (DA)
 Agency/Entity : Fertilizer and Pesticide Authority
 Operating Unit : < not applicable >
 Organization Code (UACS) : 05 005 0000000
 Fund Cluster : 01 - Regular Agency Fund

| | |
|---|-----------------------------|
| | Current Year Appropriations |
| | Supplemental Appropriations |
| X | Continuing Appropriations |

(e.g. UACS Fund Cluster: 01-Regular Agency Fund, 02-Foreign Assisted Projects Fund, 03-Special Account-Locally Funded/Domestic Grants Fund, and 04-Special Account-Foreign Assisted/Foreign Grants Fund)


| Particulars | UACS CODE | Appropriations | | | Allotments | | | Current Year Obligations | | | | | | | Current Year Disbursements | | | | Balances | | | | |
|---|-----------|---------------------------|--------------------------------|-------------------------|---------------------|--------------------------|-------------|--------------------------|---------------------------|--------------------|--------------------|--------------------|--------------------|------------------|----------------------------|--------------------|--------------------|--------------------|------------------|---------------------------|------------------------|------------------------------------|-------------------------------|
| | | Authorized Appropriations | Adjustments (Transfer To/From) | Adjusted Appropriations | Allotments Received | Adjustments (Withdrawal) | Transfer To | Transfer From | Adjusted Total Allotments | 1st Quarter Ending | 2nd Quarter Ending | 3rd Quarter Ending | 4th Quarter Ending | Total | 1st Quarter Ending | 2nd Quarter Ending | 3rd Quarter Ending | 4th Quarter Ending | Total | Unreleased Appropriations | Unobligated Allotments | Unpaid Obligations [15-20]-(23+24) | |
| | | 3 | 4 | 5=(3+4) | 6 | 7 | 8 | 9 | 10=(8+9) | 11 | 12 | 13 | 14 | 15=(11+12+13+14) | 16 | 17 | 18 | 19 | 20=(16+17+18+19) | 21=(5-10) | 22=(10-15) | Due and Demandable 23 | Not yet Due and Demandable 24 |
| I. Continuing Appropriations | | 674,712.28 | 0.00 | 674,712.28 | 674,712.28 | 0.00 | 0.00 | 0.00 | 674,712.28 | 0.00 | 190,992.84 | 0.00 | 0.00 | 190,992.84 | 0.00 | 190,992.84 | 0.00 | 0.00 | 190,992.84 | 0.00 | 483,719.44 | 0.00 | 0.00 |
| I. Agency Specific Budget | | 674,712.28 | 0.00 | 674,712.28 | 674,712.28 | 0.00 | 0.00 | 0.00 | 674,712.28 | 0.00 | 190,992.84 | 0.00 | 0.00 | 190,992.84 | 0.00 | 190,992.84 | 0.00 | 0.00 | 190,992.84 | 0.00 | 483,719.44 | 0.00 | 0.00 |
| General Administration and Support | 100000000 | 344,206.62 | 0.00 | 344,206.62 | 344,206.62 | 0.00 | 0.00 | 0.00 | 344,206.62 | 0.00 | 190,717.84 | 0.00 | 0.00 | 190,717.84 | 0.00 | 190,717.84 | 0.00 | 0.00 | 190,717.84 | 0.00 | 153,488.78 | 0.00 | 0.00 |
| General Management and Supervision | 100000100 | 344,206.62 | 0.00 | 344,206.62 | 344,206.62 | 0.00 | 0.00 | 0.00 | 344,206.62 | 0.00 | 190,717.84 | 0.00 | 0.00 | 190,717.84 | 0.00 | 190,717.84 | 0.00 | 0.00 | 190,717.84 | 0.00 | 153,488.78 | 0.00 | 0.00 |
| MOOE | | 251,836.62 | 0.00 | 251,836.62 | 251,836.62 | 0.00 | 0.00 | 0.00 | 251,836.62 | 0.00 | 190,717.84 | 0.00 | 0.00 | 190,717.84 | 0.00 | 190,717.84 | 0.00 | 0.00 | 190,717.84 | 0.00 | 61,118.78 | 0.00 | 0.00 |
| CO | | 92,370.00 | 0.00 | 92,370.00 | 92,370.00 | 0.00 | 0.00 | 0.00 | 92,370.00 | 0.00 | 0.00 | 0.00 | 0.00 | 0.00 | 0.00 | 0.00 | 0.00 | 0.00 | 0.00 | 0.00 | 92,370.00 | 0.00 | 0.00 |
| Sub-Total, General Administration and Support | | 344,206.62 | 0.00 | 344,206.62 | 344,206.62 | 0.00 | 0.00 | 0.00 | 344,206.62 | 0.00 | 190,717.84 | 0.00 | 0.00 | 190,717.84 | 0.00 | 190,717.84 | 0.00 | 0.00 | 190,717.84 | 0.00 | 153,488.78 | 0.00 | 0.00 |
| PS | | 0.00 | 0.00 | 0.00 | 0.00 | 0.00 | 0.00 | 0.00 | 0.00 | 0.00 | 0.00 | 0.00 | 0.00 | 0.00 | 0.00 | 0.00 | 0.00 | 0.00 | 0.00 | 0.00 | 0.00 | 0.00 | 0.00 |
| MOOE | | 251,836.62 | 0.00 | 251,836.62 | 251,836.62 | 0.00 | 0.00 | 0.00 | 251,836.62 | 0.00 | 190,717.84 | 0.00 | 0.00 | 190,717.84 | 0.00 | 190,717.84 | 0.00 | 0.00 | 190,717.84 | 0.00 | 61,118.78 | 0.00 | 0.00 |
| FinEx (if Applicable) | | 0.00 | 0.00 | 0.00 | 0.00 | 0.00 | 0.00 | 0.00 | 0.00 | 0.00 | 0.00 | 0.00 | 0.00 | 0.00 | 0.00 | 0.00 | 0.00 | 0.00 | 0.00 | 0.00 | 0.00 | 0.00 | 0.00 |
| CO | | 92,370.00 | 0.00 | 92,370.00 | 92,370.00 | 0.00 | 0.00 | 0.00 | 92,370.00 | 0.00 | 0.00 | 0.00 | 0.00 | 0.00 | 0.00 | 0.00 | 0.00 | 0.00 | 0.00 | 0.00 | 92,370.00 | 0.00 | 0.00 |
| Operations | 300000000 | 330,505.66 | 0.00 | 330,505.66 | 330,505.66 | 0.00 | 0.00 | 0.00 | 330,505.66 | 0.00 | 275.00 | 0.00 | 0.00 | 275.00 | 0.00 | 275.00 | 0.00 | 0.00 | 275.00 | 0.00 | 330,230.66 | 0.00 | 0.00 |
| CO - Fertilizer and pesticide products and handlers regulated | | 330,505.66 | 0.00 | 330,505.66 | 330,505.66 | 0.00 | 0.00 | 0.00 | 330,505.66 | 0.00 | 275.00 | 0.00 | 0.00 | 275.00 | 0.00 | 275.00 | 0.00 | 0.00 | 275.00 | 0.00 | 330,230.66 | 0.00 | 0.00 |
| REGULATORY PROGRAM | | 330,505.66 | 0.00 | 330,505.66 | 330,505.66 | 0.00 | 0.00 | 0.00 | 330,505.66 | 0.00 | 275.00 | 0.00 | 0.00 | 275.00 | 0.00 | 275.00 | 0.00 | 0.00 | 275.00 | 0.00 | 330,230.66 | 0.00 | 0.00 |
| Quality Control and Inspection | 310100100 | 194,502.62 | 0.00 | 194,502.62 | 194,502.62 | 0.00 | 0.00 | 0.00 | 194,502.62 | 0.00 | 275.00 | 0.00 | 0.00 | 275.00 | 0.00 | 275.00 | 0.00 | 0.00 | 275.00 | 0.00 | 194,227.62 | 0.00 | 0.00 |
| MOOE | | 194,502.62 | 0.00 | 194,502.62 | 194,502.62 | 0.00 | 0.00 | 0.00 | 194,502.62 | 0.00 | 275.00 | 0.00 | 0.00 | 275.00 | 0.00 | 275.00 | 0.00 | 0.00 | 275.00 | 0.00 | 194,227.62 | 0.00 | 0.00 |
| Registration and Licensing | 310100100 | 136,003.04 | 0.00 | 136,003.04 | 136,003.04 | 0.00 | 0.00 | 0.00 | 136,003.04 | 0.00 | 0.00 | 0.00 | 0.00 | 0.00 | 0.00 | 0.00 | 0.00 | 0.00 | 0.00 | 0.00 | 136,003.04 | 0.00 | 0.00 |
| MOOE | | 136,003.04 | 0.00 | 136,003.04 | 136,003.04 | 0.00 | 0.00 | 0.00 | 136,003.04 | 0.00 | 0.00 | 0.00 | 0.00 | 0.00 | 0.00 | 0.00 | 0.00 | 0.00 | 0.00 | 0.00 | 136,003.04 | 0.00 | 0.00 |
| Sub-Total, Operations | | 330,505.66 | 0.00 | 330,505.66 | 330,505.66 | 0.00 | 0.00 | 0.00 | 330,505.66 | 0.00 | 275.00 | 0.00 | 0.00 | 275.00 | 0.00 | 275.00 | 0.00 | 0.00 | 275.00 | 0.00 | 330,230.66 | 0.00 | 0.00 |
| PS | | 0.00 | 0.00 | 0.00 | 0.00 | 0.00 | 0.00 | 0.00 | 0.00 | 0.00 | 0.00 | 0.00 | 0.00 | 0.00 | 0.00 | 0.00 | 0.00 | 0.00 | 0.00 | 0.00 | 0.00 | 0.00 | 0.00 |
| MOOE | | 330,505.66 | 0.00 | 330,505.66 | 330,505.66 | 0.00 | 0.00 | 0.00 | 330,505.66 | 0.00 | 275.00 | 0.00 | 0.00 | 275.00 | 0.00 | 275.00 | 0.00 | 0.00 | 275.00 | 0.00 | 330,230.66 | 0.00 | 0.00 |
| FinEx (if Applicable) | | 0.00 | 0.00 | 0.00 | 0.00 | 0.00 | 0.00 | 0.00 | 0.00 | 0.00 | 0.00 | 0.00 | 0.00 | 0.00 | 0.00 | 0.00 | 0.00 | 0.00 | 0.00 | 0.00 | 0.00 | 0.00 | 0.00 |
| CO | | 0.00 | 0.00 | 0.00 | 0.00 | 0.00 | 0.00 | 0.00 | 0.00 | 0.00 | 0.00 | 0.00 | 0.00 | 0.00 | 0.00 | 0.00 | 0.00 | 0.00 | 0.00 | 0.00 | 0.00 | 0.00 | 0.00 |
| Sub-Total, I. Agency Specific Budget | | 674,712.28 | 0.00 | 674,712.28 | 674,712.28 | 0.00 | 0.00 | 0.00 | 674,712.28 | 0.00 | 190,992.84 | 0.00 | 0.00 | 190,992.84 | 0.00 | 190,992.84 | 0.00 | 0.00 | 190,992.84 | 0.00 | 483,719.44 | 0.00 | 0.00 |
| PS | | 0.00 | 0.00 | 0.00 | 0.00 | 0.00 | 0.00 | 0.00 | 0.00 | 0.00 | 0.00 | 0.00 | 0.00 | 0.00 | 0.00 | 0.00 | 0.00 | 0.00 | 0.00 | 0.00 | 0.00 | 0.00 | 0.00 |
| MOOE | | 582,342.28 | 0.00 | 582,342.28 | 582,342.28 | 0.00 | 0.00 | 0.00 | 582,342.28 | 0.00 | 190,992.84 | 0.00 | 0.00 | 190,992.84 | 0.00 | 190,992.84 | 0.00 | 0.00 | 190,992.84 | 0.00 | 391,349.44 | 0.00 | 0.00 |
| FinEx (if Applicable) | | 0.00 | 0.00 | 0.00 | 0.00 | 0.00 | 0.00 | 0.00 | 0.00 | 0.00 | 0.00 | 0.00 | 0.00 | 0.00 | 0.00 | 0.00 | 0.00 | 0.00 | 0.00 | 0.00 | 0.00 | 0.00 | 0.00 |
| CO | | 92,370.00 | 0.00 | 92,370.00 | 92,370.00 | 0.00 | 0.00 | 0.00 | 92,370.00 | 0.00 | 0.00 | 0.00 | 0.00 | 0.00 | 0.00 | 0.00 | 0.00 | 0.00 | 0.00 | 0.00 | 92,370.00 | 0.00 | 0.00 |


Department : Department of Agriculture (DA)
 Agency/Entity : Fertilizer and Pesticide Authority
 Operating Unit : < not applicable >
 Organization Code (UACS) : 05 005 0000000
 Fund Cluster : 01 - Regular Agency Fund


| | |
|---|-----------------------------|
| | Current Year Appropriations |
| | Supplemental Appropriations |
| X | Continuing Appropriations |


(e.g. UACS Fund Cluster: 01-Regular Agency Fund, 02-Foreign Assisted Projects Fund, 03-Special Account-Locally Funded/Domestic Grants Fund, and 04-Special Account-Foreign Assisted/Foreign Grants Fund)

| Particulars | UACS CODE | Appropriations | | | Allotments | | | | Current Year Obligations | | | | | Current Year Disbursements | | | | | Balances | | | | |
|-----------------------|-----------|---------------------------|--------------------------------|-------------------------|---------------------|--------------------------|-------------|---------------|---------------------------|--------------------|--------------------|--------------------|--------------------|----------------------------|--------------------|--------------------|--------------------|--------------------|------------------|---------------------------|------------------------|------------------------------------|------|
| | | Authorized Appropriations | Adjustments (Transfer To/From) | Adjusted Appropriations | Allotments Received | Adjustments (Withdrawal) | Transfer To | Transfer From | Adjusted Total Allotments | 1st Quarter Ending | 2nd Quarter Ending | 3rd Quarter Ending | 4th Quarter Ending | Total | 1st Quarter Ending | 2nd Quarter Ending | 3rd Quarter Ending | 4th Quarter Ending | Total | Unreleased Appropriations | Unobligated Allotments | Unpaid Obligations (15-20)=(23+24) | |
| 1 | 2 | 3 | 4 | 5=(3+4) | 6 | 7 | 8 | 9 | 10=(8+(-)7)+6 | 11 | 12 | 13 | 14 | 15=(11+12+13+14) | 16 | 17 | 18 | 19 | 20=(16+17+18+19) | 21=(5-10) | 22=(10-19) | 23 | 24 |
| GRAND TOTAL | | 674,712.28 | 0.00 | 674,712.28 | 674,712.28 | 0.00 | 0.00 | 0.00 | 674,712.28 | 0.00 | 190,992.84 | 0.00 | 0.00 | 190,992.84 | 0.00 | 190,992.84 | 0.00 | 0.00 | 190,992.84 | 0.00 | 483,719.44 | 0.00 | 0.00 |
| PS | | 0.00 | 0.00 | 0.00 | 0.00 | 0.00 | 0.00 | 0.00 | 0.00 | 0.00 | 0.00 | 0.00 | 0.00 | 0.00 | 0.00 | 0.00 | 0.00 | 0.00 | 0.00 | 0.00 | 0.00 | 0.00 | 0.00 |
| MOOE | | 582,342.28 | 0.00 | 582,342.28 | 582,342.28 | 0.00 | 0.00 | 0.00 | 582,342.28 | 0.00 | 190,992.84 | 0.00 | 0.00 | 190,992.84 | 0.00 | 190,992.84 | 0.00 | 0.00 | 190,992.84 | 0.00 | 391,349.44 | 0.00 | 0.00 |
| FinEs (If Applicable) | | 0.00 | 0.00 | 0.00 | 0.00 | 0.00 | 0.00 | 0.00 | 0.00 | 0.00 | 0.00 | 0.00 | 0.00 | 0.00 | 0.00 | 0.00 | 0.00 | 0.00 | 0.00 | 0.00 | 0.00 | 0.00 | 0.00 |
| CO | | 92,370.00 | 0.00 | 92,370.00 | 92,370.00 | 0.00 | 0.00 | 0.00 | 92,370.00 | 0.00 | 0.00 | 0.00 | 0.00 | 0.00 | 0.00 | 0.00 | 0.00 | 0.00 | 0.00 | 0.00 | 92,370.00 | 0.00 | 0.00 |

Certified Correct:

 ERMAE V. INOCENCIO
 Chief, Budget Section
 Date: July 6, 2023 03:36 PM

Certified Correct:

 SHIELA LYN DZATIENZA
 Chief, Accounting Section
 Date: July 6, 2023 03:36 PM

Recommending Approval By:

 GINA C. TOMIMBANG
 Chief, FAD
 Date: July 6, 2023 03:36 PM

Approved By:

 JULIETA B. ANSANGAN
 Officer-in-Charge
 Date: July 6, 2023 03:39 PM

SUMMARY OF APPROPRIATIONS, ALLOTMENTS, OBLIGATIONS, DISBURSEMENTS AND BALANCES BY OBJECT OF EXPENDITURES
As at the Quarter Ending June 30, 2023

Department : Department of Agriculture (DA)
 Agency/Entity : Fertilizer and Pesticide Authority
 Operating Unit : < not applicable >
 Organization Code (UACS) : 05 005 0000000
 Fund Cluster : 01 - Regular Agency Fund

| | |
|---|-----------------------------|
| | Current Year Appropriations |
| | Supplemental Appropriations |
| X | Continuing Appropriations |

(e.g. UACS Fund Cluster: 01-Regular Agency Fund, 02-Foreign Assisted Projects Fund, 03-Special Account-Locally Funded/Domestic Grants Fund, and 04-Special Account-Foreign Assisted/Foreign Grants Fund)

| Particulars | UACS CODE | Appropriations | | | Allotments | | | Obligations | | | | | Disbursements | | | | Balances | | | | | | |
|---|------------|---------------------------|---|-------------------------|---------------------|--|-------------|---------------|---------------------|-----------------------------|----------------------------|---------------------------------|--------------------------------|-------------------|-----------------------------|----------------------------|---------------------------------|--------------------------------|-------------------|---------------------------|------------------------|------------------------------------|-------------|
| | | Authorized Appropriations | Adjustments (Transfer To/From, Modifications/ Augmentation) | Adjusted Appropriations | Allotments Received | Adjustments (Reductions, Modifications/ Augmentations) | Transfer To | Transfer From | Adjusted Allotments | 1st Quarter Ending March 31 | 2nd Quarter Ending June 30 | 3rd Quarter Ending September 30 | 4th Quarter Ending December 31 | Total | 1st Quarter Ending March 31 | 2nd Quarter Ending June 30 | 3rd Quarter Ending September 30 | 4th Quarter Ending December 31 | Total | Unreleased Appropriations | Unobligated Allotments | Unpaid Obligations (15-20) (23+24) | |
| 1 | 2 | 3 | 4 | 5=(3+4) | 6 | 7 | 8 | 9 | 10=(8+9)-6,000 | 11 | 12 | 13 | 14 | 15=(11+12+13+14) | 16 | 17 | 18 | 19 | 20=(16+17+18+19) | 21=(5-10) | 22=(18-15) | 23 | 24 |
| SUMMARY | | 674,712.28 | 0.00 | 674,712.28 | 674,712.28 | 0.00 | 0.00 | 0.00 | 674,712.28 | 0.00 | 190,992.84 | 0.00 | 0.00 | 190,992.84 | 0.00 | 190,992.84 | 0.00 | 0.00 | 190,992.84 | 0.00 | 483,719.44 | 0.00 | 0.00 |
| CONTINUING APPROPRIATIONS | | 674,712.28 | 0.00 | 674,712.28 | 674,712.28 | 0.00 | 0.00 | 0.00 | 674,712.28 | 0.00 | 190,992.84 | 0.00 | 0.00 | 190,992.84 | 0.00 | 190,992.84 | 0.00 | 0.00 | 190,992.84 | 0.00 | 483,719.44 | 0.00 | 0.00 |
| Agency Specific Budget Maintenance and Other Operating Expenses | | 674,712.28 | 0.00 | 674,712.28 | 674,712.28 | 0.00 | 0.00 | 0.00 | 674,712.28 | 0.00 | 190,992.84 | 0.00 | 0.00 | 190,992.84 | 0.00 | 190,992.84 | 0.00 | 0.00 | 190,992.84 | 0.00 | 483,719.44 | 0.00 | 0.00 |
| Traveling Expenses | 502010000 | 319,839.66 | (190,717.84) | 129,121.82 | 319,839.66 | (190,717.84) | 0.00 | 0.00 | 129,121.82 | 0.00 | 0.00 | 0.00 | 0.00 | 0.00 | 0.00 | 0.00 | 0.00 | 0.00 | 0.00 | 0.00 | 129,121.82 | 0.00 | 0.00 |
| Traveling Expenses - Local | 5020101000 | 319,839.66 | (190,717.84) | 129,121.82 | 319,839.66 | (190,717.84) | 0.00 | 0.00 | 129,121.82 | 0.00 | 0.00 | 0.00 | 0.00 | 0.00 | 0.00 | 0.00 | 0.00 | 0.00 | 0.00 | 0.00 | 129,121.82 | 0.00 | 0.00 |
| Utility Expenses | 502040000 | 194,502.62 | (275.00) | 194,227.62 | 194,502.62 | (275.00) | 0.00 | 0.00 | 194,227.62 | 0.00 | 0.00 | 0.00 | 0.00 | 0.00 | 0.00 | 0.00 | 0.00 | 0.00 | 0.00 | 0.00 | 194,227.62 | 0.00 | 0.00 |
| Water Expenses | 5020401000 | 94,560.26 | (275.00) | 94,285.26 | 94,560.26 | (275.00) | 0.00 | 0.00 | 94,285.26 | 0.00 | 0.00 | 0.00 | 0.00 | 0.00 | 0.00 | 0.00 | 0.00 | 0.00 | 0.00 | 0.00 | 94,285.26 | 0.00 | 0.00 |
| Electricity Expenses | 5020402000 | 99,942.36 | 0.00 | 99,942.36 | 99,942.36 | 0.00 | 0.00 | 0.00 | 99,942.36 | 0.00 | 0.00 | 0.00 | 0.00 | 0.00 | 0.00 | 0.00 | 0.00 | 0.00 | 0.00 | 0.00 | 99,942.36 | 0.00 | 0.00 |
| Confidential, Intelligence and Extraordinary | 5021000000 | 68,000.00 | 0.00 | 68,000.00 | 68,000.00 | 0.00 | 0.00 | 0.00 | 68,000.00 | 0.00 | 0.00 | 0.00 | 0.00 | 0.00 | 0.00 | 0.00 | 0.00 | 0.00 | 0.00 | 0.00 | 68,000.00 | 0.00 | 0.00 |
| Extraordinary and Miscellaneous Expenses | 5021003000 | 68,000.00 | 0.00 | 68,000.00 | 68,000.00 | 0.00 | 0.00 | 0.00 | 68,000.00 | 0.00 | 0.00 | 0.00 | 0.00 | 0.00 | 0.00 | 0.00 | 0.00 | 0.00 | 0.00 | 0.00 | 68,000.00 | 0.00 | 0.00 |
| Professional Services | 5021100000 | 0.00 | 190,992.84 | 190,992.84 | 0.00 | 190,992.84 | 0.00 | 0.00 | 190,992.84 | 0.00 | 190,992.84 | 0.00 | 0.00 | 190,992.84 | 0.00 | 190,992.84 | 0.00 | 0.00 | 190,992.84 | 0.00 | 0.00 | 0.00 | 0.00 |
| Other Professional Services | 5021109000 | 0.00 | 190,992.84 | 190,992.84 | 0.00 | 190,992.84 | 0.00 | 0.00 | 190,992.84 | 0.00 | 190,992.84 | 0.00 | 0.00 | 190,992.84 | 0.00 | 190,992.84 | 0.00 | 0.00 | 190,992.84 | 0.00 | 0.00 | 0.00 | 0.00 |
| Capital Outlays | | 92,370.00 | 0.00 | 92,370.00 | 92,370.00 | 0.00 | 0.00 | 0.00 | 92,370.00 | 0.00 | 0.00 | 0.00 | 0.00 | 0.00 | 0.00 | 0.00 | 0.00 | 0.00 | 0.00 | 0.00 | 92,370.00 | 0.00 | 0.00 |
| Property, Plant and Equipment Outlay | 5060400000 | 92,370.00 | 0.00 | 92,370.00 | 92,370.00 | 0.00 | 0.00 | 0.00 | 92,370.00 | 0.00 | 0.00 | 0.00 | 0.00 | 0.00 | 0.00 | 0.00 | 0.00 | 0.00 | 0.00 | 0.00 | 92,370.00 | 0.00 | 0.00 |
| Machinery and Equipment Outlay | 5060405000 | 92,370.00 | 0.00 | 92,370.00 | 92,370.00 | 0.00 | 0.00 | 0.00 | 92,370.00 | 0.00 | 0.00 | 0.00 | 0.00 | 0.00 | 0.00 | 0.00 | 0.00 | 0.00 | 0.00 | 0.00 | 92,370.00 | 0.00 | 0.00 |
| ICT Software | 5060405015 | 92,370.00 | 0.00 | 92,370.00 | 92,370.00 | 0.00 | 0.00 | 0.00 | 92,370.00 | 0.00 | 0.00 | 0.00 | 0.00 | 0.00 | 0.00 | 0.00 | 0.00 | 0.00 | 0.00 | 0.00 | 92,370.00 | 0.00 | 0.00 |
| GRAND TOTAL | | 674,712.28 | 0.00 | 674,712.28 | 674,712.28 | 0.00 | 0.00 | 0.00 | 674,712.28 | 0.00 | 190,992.84 | 0.00 | 0.00 | 190,992.84 | 0.00 | 190,992.84 | 0.00 | 0.00 | 190,992.84 | 0.00 | 483,719.44 | 0.00 | 0.00 |

Certified Correct:

ERAMAE V. INOCENCIO
 Chief, Budget Section
 Date: July 6, 2023 03:34 PM

Certified Correct:

SHIENNA LYNN D. ATIENZA
 Chief, Accounting Section
 Date: July 6, 2023 03:34 PM

Recommending Approval By:

GINA C. TOMIMBANG
 Chief, FAD
 Date: July 6, 2023 03:36 PM

Approved By:

JULIETA B. LASINGANGAN
 Officer-in-Charge
 Date: July 6, 2023 03:40 PM


List of Allotments and Sub-Allotments
As at the quarter ending June 30, 2023


Department : Department of Agriculture (DA)
Agency/Entity : Fertilizer and Pesticide Authority
Operating Unit : < not applicable >
Organization Code (UACS) : 05 005 0000000
Fund Cluster : 01 Regular Agency Fund

| | |
|---|-----------------------------|
| X | Current Year Appropriations |
| | Supplemental Appropriations |
| | Continuing Appropriations |

(e.g. UACS Fund Cluster: 01-Regular Agency Fund, 02-Foreign Assisted Projects Fund, 03-Special Account-Locally Funded/Domestic Grants Fund, and 04-Special Account-Foreign Assisted/Foreign Grants Fund)


| Allotments/Sub-Allotments Reference | | | Funding Source | | Allotments/Sub-Allotments received from CO/RDs/OUTS | | | | | Sub-Allotments to ROs/DUs | | | | | Total Allotments/Net of Sub-allotments | | | | |
|---|---|------------|--|-----------|---|---------------|-------|---------------|----------------|---------------------------|------|-------|------|-------|--|---------------|-----------|---------------|----------------|
| No. | Number | Date | Description | UACS Code | PS | MOOE | FinEx | CO | Sub-Total | PS | MOOE | FinEx | CO | TOTAL | PS | MOOE | FinEx | CO | TOTAL |
| 1 | 2 | 3 | 4 | 5 | 6 | 7 | 8 | 9 | 10=(6+7+8+9) | 11 | 12 | 13 | 14 | 15= | 16=(6+11) | 17=(7+12) | 18=(8+13) | 19=(9+14) | 20= |
| A. Allotments received from DBM | | | | | | | | | | | | | | | | | | | |
| 1 | COA ITEMS RELEASED THROUGH COA'S Allotment Order per Annex A of NBC No. 490 | 2023-01-03 | Specific Budgets of National Government Agencies | 101101 | 99,971,000.00 | 60,374,000.00 | 0.00 | 89,757,000.00 | 250,102,000.00 | 0.00 | 0.00 | 0.00 | 0.00 | 0.00 | 99,971,000.00 | 60,374,000.00 | 0.00 | 89,757,000.00 | 250,102,000.00 |
| 2 | Items For Release through CARO per Annex C of NBC No. 590 | 2023-01-03 | Retirement and Life Insurance Premiums | 104102 | 9,140,000.00 | 0.00 | 0.00 | 0.00 | 9,140,000.00 | 0.00 | 0.00 | 0.00 | 0.00 | 0.00 | 9,140,000.00 | 0.00 | 0.00 | 0.00 | 9,140,000.00 |
| 3 | SARO-BMB-E-23-0013376 | 2023-02-23 | Pension and Gratuity Fund | 101407 | 53,490.00 | 0.00 | 0.00 | 0.00 | 53,490.00 | 0.00 | 0.00 | 0.00 | 0.00 | 0.00 | 53,490.00 | 0.00 | 0.00 | 0.00 | 53,490.00 |
| 4 | SARO-BMB-E-23-0014555 | 2023-03-20 | Pension and Gratuity Fund | 101407 | 1,220,436.00 | 0.00 | 0.00 | 0.00 | 1,220,436.00 | 0.00 | 0.00 | 0.00 | 0.00 | 0.00 | 1,220,436.00 | 0.00 | 0.00 | 0.00 | 1,220,436.00 |
| 5 | SARO-BMB-E-23-0015769 | 2023-04-12 | Pension and Gratuity Fund | 101407 | 405,515.00 | 0.00 | 0.00 | 0.00 | 405,515.00 | 0.00 | 0.00 | 0.00 | 0.00 | 0.00 | 405,515.00 | 0.00 | 0.00 | 0.00 | 405,515.00 |
| 6 | SARO-BMB-E-23-0017687 | 2023-05-30 | Pension and Gratuity Fund | 101407 | 550,701.00 | 0.00 | 0.00 | 0.00 | 550,701.00 | 0.00 | 0.00 | 0.00 | 0.00 | 0.00 | 550,701.00 | 0.00 | 0.00 | 0.00 | 550,701.00 |
| 7 | SARO-BMB-E-23-0018391 | 2023-06-15 | Pension and Gratuity Fund | 101407 | 72,058.00 | 0.00 | 0.00 | 0.00 | 72,058.00 | 0.00 | 0.00 | 0.00 | 0.00 | 0.00 | 72,058.00 | 0.00 | 0.00 | 0.00 | 72,058.00 |
| 8 | SARO-BMB-E-23-0019037 | 2023-06-29 | Pension and Gratuity Fund | 101407 | 228,133.00 | 0.00 | 0.00 | 0.00 | 228,133.00 | 0.00 | 0.00 | 0.00 | 0.00 | 0.00 | 228,133.00 | 0.00 | 0.00 | 0.00 | 228,133.00 |
| | Sub-Total | | | | 111,841,333.00 | 60,374,000.00 | 0.00 | 89,757,000.00 | 281,772,333.00 | 0.00 | 0.00 | 0.00 | 0.00 | 0.00 | 111,841,333.00 | 60,374,000.00 | 0.00 | 89,757,000.00 | 281,772,333.00 |
| B. Sub-allotments received from Central Office/Regional Office | | | | | | | | | | | | | | | | | | | |
| | | | | | 0.00 | 0.00 | 0.00 | 0.00 | 0.00 | 0.00 | 0.00 | 0.00 | 0.00 | 0.00 | 0.00 | 0.00 | 0.00 | 0.00 | 0.00 |
| | Sub-Total | | | | 0.00 | 0.00 | 0.00 | 0.00 | 0.00 | 0.00 | 0.00 | 0.00 | 0.00 | 0.00 | 0.00 | 0.00 | 0.00 | 0.00 | 0.00 |
| Total Allotments | | | | | 111,841,333.00 | 60,374,000.00 | 0.00 | 89,757,000.00 | 281,772,333.00 | 0.00 | 0.00 | 0.00 | 0.00 | 0.00 | 111,841,333.00 | 60,374,000.00 | 0.00 | 89,757,000.00 | 281,772,333.00 |
| Summary by Funding Source Code: | | | | | | | | | | | | | | | | | | | |
| Specific Budgets of National Government Agencies | | | | 101101 | 99,971,000.00 | 60,374,000.00 | 0.00 | 89,757,000.00 | 250,102,000.00 | 0.00 | 0.00 | 0.00 | 0.00 | 0.00 | 99,971,000.00 | 60,374,000.00 | 0.00 | 89,757,000.00 | 250,102,000.00 |
| Pension and Gratuity Fund | | | | 101407 | 2,530,333.00 | 0.00 | 0.00 | 0.00 | 2,530,333.00 | 0.00 | 0.00 | 0.00 | 0.00 | 0.00 | 2,530,333.00 | 0.00 | 0.00 | 0.00 | 2,530,333.00 |
| Retirement and Life Insurance Premiums | | | | 104102 | 9,140,000.00 | 0.00 | 0.00 | 0.00 | 9,140,000.00 | 0.00 | 0.00 | 0.00 | 0.00 | 0.00 | 9,140,000.00 | 0.00 | 0.00 | 0.00 | 9,140,000.00 |

Certified Correct:

ERAMAE V. INOCENCIO
Chief, Budget Section
Date:

Certified Correct:

SHIELA LYN D. ATIENZA
Chief, Accounting Section
Date:

Recommending Approval:

GINA C. TOMIMBANG
Chief, FAD
Date:

Approved By:

JULIETA B. LANSANGAN
Officer-in-Charge
Date: