

STATEMENT OF APPROPRIATIONS, ALLOTMENTS, OBLIGATIONS, DISBURSEMENTS AND BALANCES

As at the Quarter Ending December 31, 2022

Department : Department of Agriculture (DA)  
 Agency/Entity : Fertilizer and Pesticide Authority  
 Operating Unit : < not applicable >  
 Organization Code (U) : 05 005 0000000  
 Fund Cluster : 01 Regular Agency Fund  
 (e.g. UACS Fund Cluster: 01-Regular Agency Fund, 02-Foreign Assisted Projects Fund, 03-Special Account-Locally Funded/Domestic Grants Fund, and 04-Special Account-Foreign Assisted/Foreign Grants Fund)

X	Current Year Appropriations
	Supplemental Appropriations
	Continuing Appropriations

Particulars	UACS CODE	Appropriations				Allotments				Current Year Obligations					Current Year Disbursements					Balances			
		Authorized Appropriations	Adjustments (Transfer To/From, Modifications/ Augmentations)	Adjusted Appropriations	Allotments Received	Adjustments (Reductions, Modifications/ Augmentations)	Transfer To	Transfer From	Adjusted Total Allotments	1st Quarter Ending March 31	2nd Quarter Ending June 30	3rd Quarter Ending September 30	4th Quarter Ending December 31	TOTAL	1st Quarter Ending March 31	2nd Quarter Ending June 30	3rd Quarter Ending September 30	4th Quarter Ending December 31	TOTAL	Unreleased Appropriations	Unobligated Allotments	Unpaid Obligations(15-20)=(23+24)	
		3	4	5=(3+4)	6	7	8	9	10=(8+9-7-8+9)	11	12	13	14	15=(11+12+13+14)	16	17	18	19	20=(16+17+18+19)	21	22	23	24
I. Agency Specific Budget		148,366,000.00	0.00	148,366,000.00	148,366,000.00	0.00	0.00	0.00	148,366,000.00	46,102,700.26	44,531,140.73	29,855,817.28	27,401,594.01	147,691,252.28	26,762,422.53	49,860,143.72	31,581,816.92	34,466,804.20	142,671,187.37	0.00	674,747.72	4,066,050.54	954,014.37
General Administration and Support	10000000000000	48,511,000.00	0.00	48,511,000.00	48,511,000.00	0.00	0.00	0.00	48,511,000.00	20,572,840.23	16,965,655.95	6,559,852.14	4,068,445.06	48,168,793.38	10,733,329.32	21,789,581.33	6,689,376.09	7,184,981.96	46,397,268.70	0.00	344,206.62	843,306.48	926,218.20
General Management and Supervision	100000100001000	45,716,000.00	(1,345,812.15)	44,370,187.85	45,716,000.00	(1,345,812.15)	0.00	0.00	44,370,187.85	17,820,607.46	15,577,076.57	6,559,852.14	4,068,445.06	44,025,981.23	10,733,329.32	17,648,769.18	6,689,376.09	7,184,981.96	42,256,456.55	0.00	344,206.62	843,306.48	926,218.20
PS		19,437,000.00	(1,145,853.81)	18,291,146.19	19,437,000.00	(1,145,853.81)	0.00	0.00	18,291,146.19	6,674,169.46	10,688,428.55	466,871.52	461,676.66	18,291,146.19	5,571,611.00	8,903,439.10	2,229,291.89	581,003.64	18,285,345.63	0.00	0.00	4,522.36	1,278.20
MOOE		22,954,000.00	(199,958.34)	22,754,041.66	22,954,000.00	(199,958.34)	0.00	0.00	22,754,041.66	9,917,418.00	3,667,588.02	5,444,430.62	3,472,768.40	22,502,205.04	3,932,698.32	6,615,909.72	4,408,924.56	5,801,519.75	20,759,052.35	0.00	251,836.62	818,212.89	924,940.00
CO		3,325,000.00	0.00	3,325,000.00	3,325,000.00	0.00	0.00	0.00	3,325,000.00	1,229,020.00	1,221,060.00	648,550.00	134,000.00	3,232,630.00	1,229,020.00	1,129,420.36	51,159.64	802,458.57	3,212,058.57	0.00	92,370.00	20,571.43	0.00
Administration of Personnel Benefits	100000100002000	2,795,000.00	1,345,812.15	4,140,812.15	2,795,000.00	1,345,812.15	0.00	0.00	4,140,812.15	2,752,232.77	1,388,579.38	0.00	0.00	4,140,812.15	0.00	4,140,812.15	0.00	0.00	4,140,812.15	0.00	0.00	0.00	0.00
PS		2,795,000.00	1,345,812.15	4,140,812.15	2,795,000.00	1,345,812.15	0.00	0.00	4,140,812.15	2,752,232.77	1,388,579.38	0.00	0.00	4,140,812.15	0.00	4,140,812.15	0.00	0.00	4,140,812.15	0.00	0.00	0.00	0.00
Sub-Total, General Administration and Support		48,511,000.00	0.00	48,511,000.00	48,511,000.00	0.00	0.00	0.00	48,511,000.00	20,572,840.23	16,965,655.95	6,559,852.14	4,068,445.06	48,168,793.38	10,733,329.32	21,789,581.33	6,689,376.09	7,184,981.96	46,397,268.70	0.00	344,206.62	843,306.48	926,218.20
PS		22,232,000.00	199,958.34	22,431,958.34	22,232,000.00	199,958.34	0.00	0.00	22,431,958.34	9,426,402.23	12,077,007.93	466,871.52	461,676.66	22,431,958.34	5,571,611.00	14,044,251.25	2,229,291.89	581,003.64	22,426,157.78	0.00	0.00	4,522.36	1,278.20
MOOE		22,954,000.00	(199,958.34)	22,754,041.66	22,954,000.00	(199,958.34)	0.00	0.00	22,754,041.66	9,917,418.00	3,667,588.02	5,444,430.62	3,472,768.40	22,502,205.04	3,932,698.32	6,615,909.72	4,408,924.56	5,801,519.75	20,759,052.35	0.00	251,836.62	818,212.89	924,940.00
FinEx (if Applicable)		0.00	0.00	0.00	0.00	0.00	0.00	0.00	0.00	0.00	0.00	0.00	0.00	0.00	0.00	0.00	0.00	0.00	0.00	0.00	0.00	0.00	0.00
CO		3,325,000.00	0.00	3,325,000.00	3,325,000.00	0.00	0.00	0.00	3,325,000.00	1,229,020.00	1,221,060.00	648,550.00	134,000.00	3,232,630.00	1,229,020.00	1,129,420.36	51,159.64	802,458.57	3,212,058.57	0.00	92,370.00	20,571.43	0.00
Operations	30000000000000	99,855,000.00	0.00	99,855,000.00	99,855,000.00	0.00	0.00	0.00	99,855,000.00	25,529,860.03	27,565,484.78	23,095,965.14	23,333,148.95	99,524,458.90	16,029,093.21	28,070,562.39	24,892,440.83	27,281,822.24	96,273,918.67	0.00	330,541.10	3,222,744.06	27,796.17
OO : Fertilizer and pesticide products and handlers regulated		99,855,000.00	0.00	99,855,000.00	99,855,000.00	0.00	0.00	0.00	99,855,000.00	25,529,860.03	27,565,484.78	23,095,965.14	23,333,148.95	99,524,458.90	16,029,093.21	28,070,562.39	24,892,440.83	27,281,822.24	96,273,918.67	0.00	330,541.10	3,222,744.06	27,796.17
FERTILIZER AND PESTICIDE REGULATORY PROGRAM		99,855,000.00	0.00	99,855,000.00	99,855,000.00	0.00	0.00	0.00	99,855,000.00	25,529,860.03	27,565,484.78	23,095,965.14	23,333,148.95	99,524,458.90	16,029,093.21	28,070,562.39	24,892,440.83	27,281,822.24	96,273,918.67	0.00	330,541.10	3,222,744.06	27,796.17
Quality Control and Inspection	310100100001000	69,758,000.00	0.00	69,758,000.00	69,758,000.00	0.00	0.00	0.00	69,758,000.00	18,894,132.62	20,572,334.87	15,733,806.35	14,363,223.54	69,563,497.38	11,578,023.87	20,491,662.30	17,886,929.35	17,511,655.48	67,468,271.00	0.00	194,502.62	2,093,642.09	1,584.29
PS		50,118,000.00	583,791.67	50,701,791.67	50,118,000.00	583,791.67	0.00	0.00	50,701,791.67	9,975,680.32	18,809,344.06	11,572,031.98	12,344,735.31	50,701,791.67	8,391,813.69	15,158,088.82	12,688,036.87	13,392,663.17	49,630,602.55	0.00	0.00	1,069,604.83	1,584.29
MOOE		19,640,000.00	(583,791.67)	19,056,208.33	19,640,000.00	(583,791.67)	0.00	0.00	19,056,208.33	8,918,452.30	3,762,990.81	4,161,774.37	2,018,488.23	18,861,705.71	3,186,210.18	5,333,573.48	5,198,892.48	4,118,992.31	17,837,668.45	0.00	194,502.62	1,024,037.26	0.00
Registration and Licensing	310100100002000	30,097,000.00	0.00	30,097,000.00	30,097,000.00	0.00	0.00	0.00	30,097,000.00	6,635,727.41	6,993,149.91	7,362,158.79	8,969,925.41	29,960,961.52	4,451,069.34	7,578,900.09	7,005,511.48	9,770,166.76	28,805,647.67	0.00	136,038.48	1,129,101.97	26,211.88
PS		16,768,000.00	1,760,000.00	18,528,000.00	16,768,000.00	1,760,000.00	0.00	0.00	18,528,000.00	3,751,428.71	5,963,858.79	3,711,997.63	5,100,679.43	18,527,964.56	3,253,948.15	5,570,704.99	3,870,153.78	5,419,482.81	18,114,289.73	0.00	35.44	387,462.95	26,211.88
MOOE		13,329,000.00	(1,760,000.00)	11,569,000.00	13,329,000.00	(1,760,000.00)	0.00	0.00	11,569,000.00	2,884,298.70	1,029,291.12	3,650,161.16	3,869,245.98	11,432,996.96	1,197,121.19	2,008,195.10	3,135,357.70	4,350,683.95	10,691,357.94	0.00	136,003.04	741,639.02	0.00
Sub-Total, Operations		99,855,000.00	0.00	99,855,000.00	99,855,000.00	0.00	0.00	0.00	99,855,000.00	25,529,860.03	27,565,484.78	23,095,965.14	23,333,148.95	99,524,458.90	16,029,093.21	28,070,562.39	24,892,440.83	27,281,822.24	96,273,918.67	0.00	330,541.10	3,222,744.06	27,796.17
PS		66,886,000.00	2,343,791.67	69,229,791.67	66,886,000.00	2,343,791.67	0.00	0.00	69,229,791.67	13,727,109.03	22,773,202.85	15,284,029.61	17,445,414.74	69,229,756.23	11,645,761.84	20,728,793.81	16,558,190.65	18,812,145.98	67,744,892.28	0.00	35.44	1,457,067.78	27,796.17
MOOE		32,969,000.00	(2,343,791.67)	30,625,208.33	32,969,000.00	(2,343,791.67)	0.00	0.00	30,625,208.33	11,802,751.00	4,792,281.93	7,811,935.53	5,887,734.21	30,294,702.67	4,383,331.37	7,341,768.58	8,334,250.18	8,469,676.26	28,529,026.39	0.00	330,505.66	1,765,676.28	0.00
FinEx (if Applicable)		0.00	0.00	0.00	0.00	0.00	0.00	0.00	0.00	0.00	0.00	0.00	0.00	0.00	0.00	0.00	0.00	0.00	0.00	0.00	0.00	0.00	0.00
CO		0.00	0.00	0.00	0.00	0.00	0.00	0.00	0.00	0.00	0.00	0.00	0.00	0.00	0.00	0.00	0.00	0.00	0.00	0.00	0.00	0.00	0.00

Department : Department of Agriculture (DA)  
 Agency/Entity : Fertilizer and Pesticide Authority  
 Operating Unit : < not applicable >  
 Organization Code (U) : 05 005 0000000  
 Fund Cluster : 01 Regular Agency Fund


X	Current Year Appropriations
	Supplemental Appropriations
	Continuing Appropriations


(e.g. UACS Fund Cluster: 01-Regular Agency Fund, 02-Foreign Assisted Projects Fund, 03-Special Account-Locally Funded/Domestic Grants Fund, and 04-Special Account-Foreign Assisted/Foreign Grants Fund)

Particulars	UACS CODE	Appropriations			Allotments			Current Year Obligations							Current Year Disbursements				Balances				
		Authorized Appropriations	Adjustments (Transfer To/From, Modifications/Augmentations)	Adjusted Appropriations	Allotments Received	Adjustments (Reductions, Modifications/Augmentation)	Transfer To	Transfer From	Adjusted Total Allotments	1st Quarter Ending March 31	2nd Quarter Ending June 30	3rd Quarter Ending September 30	4th Quarter Ending December 31	TOTAL	1st Quarter Ending March 31	2nd Quarter Ending June 30	3rd Quarter Ending September 30	4th Quarter Ending December 31	TOTAL	Unreleased Appropriation	Unobligated Allotments	Unpaid Obligations(15-20)=(23+24)	
																						Due and Demandable	Not Yet Due and Demandable
1	2	3	4	5=(3+4)	6	7	8	9	10=(8+9-7-8+9)	11	12	13	14	15=(11+12+13+14)	16	17	18	19	20=(16+17+18+19)	21	22	23	24
Sub-Total, I. Agency Specific Budget		148,366,000.00	0.00	148,366,000.00	148,366,000.00	0.00	0.00	0.00	148,366,000.00	46,102,700.26	44,531,140.73	29,855,817.28	27,401,594.01	147,891,252.28	26,782,422.53	49,860,143.72	31,581,816.92	34,466,804.20	142,671,187.37	0.00	674,747.72	4,066,050.54	954,014.37
PS		89,118,000.00	2,543,750.01	91,661,750.01	89,118,000.00	2,543,750.01	0.00	0.00	91,661,750.01	23,153,511.26	34,850,210.78	15,750,901.13	17,907,091.40	91,661,714.57	17,217,372.84	34,773,045.06	18,787,482.54	19,393,149.62	90,171,050.06	0.00	35.44	1,461,590.14	29,074.37
MOOE		55,923,000.00	(2,543,750.01)	53,379,249.99	55,923,000.00	(2,543,750.01)	0.00	0.00	53,379,249.99	21,720,169.00	8,459,869.95	13,256,366.15	9,360,502.61	52,796,907.71	8,316,029.69	13,957,678.30	12,743,174.74	14,271,196.01	49,288,078.74	0.00	582,342.28	2,583,888.97	924,940.00
FinEx (if Applicable)		0.00	0.00	0.00	0.00	0.00	0.00	0.00	0.00	0.00	0.00	0.00	0.00	0.00	0.00	0.00	0.00	0.00	0.00	0.00	0.00	0.00	0.00
CO		3,325,000.00	0.00	3,325,000.00	3,325,000.00	0.00	0.00	0.00	3,325,000.00	1,229,020.00	1,221,060.00	648,550.00	134,000.00	3,232,630.00	1,229,020.00	1,129,420.36	51,159.64	802,458.57	3,212,058.57	0.00	92,370.00	20,571.43	0.00
II. Automatic Appropriations		7,842,000.00	754,974.00	8,596,974.00	8,596,974.00	0.00	0.00	0.00	8,596,974.00	1,405,001.08	2,144,923.56	2,185,396.78	2,808,809.94	8,544,131.36	1,405,001.08	2,144,923.56	2,185,396.78	2,808,809.94	8,544,131.36	0.00	52,842.64	0.00	0.00
Specific Budgets of National Government Agencies		7,842,000.00	754,974.00	8,596,974.00	8,596,974.00	0.00	0.00	0.00	8,596,974.00	1,405,001.08	2,144,923.56	2,185,396.78	2,808,809.94	8,544,131.36	1,405,001.08	2,144,923.56	2,185,396.78	2,808,809.94	8,544,131.36	0.00	52,842.64	0.00	0.00
Retirement and Life Insurance Premiums		7,842,000.00	754,974.00	8,596,974.00	8,596,974.00	0.00	0.00	0.00	8,596,974.00	1,405,001.08	2,144,923.56	2,185,396.78	2,808,809.94	8,544,131.36	1,405,001.08	2,144,923.56	2,185,396.78	2,808,809.94	8,544,131.36	0.00	52,842.64	0.00	0.00
PS		7,842,000.00	754,974.00	8,596,974.00	8,596,974.00	0.00	0.00	0.00	8,596,974.00	1,405,001.08	2,144,923.56	2,185,396.78	2,808,809.94	8,544,131.36	1,405,001.08	2,144,923.56	2,185,396.78	2,808,809.94	8,544,131.36	0.00	52,842.64	0.00	0.00
Sub-total II. Automatic Appropriations		7,842,000.00	754,974.00	8,596,974.00	8,596,974.00	0.00	0.00	0.00	8,596,974.00	1,405,001.08	2,144,923.56	2,185,396.78	2,808,809.94	8,544,131.36	1,405,001.08	2,144,923.56	2,185,396.78	2,808,809.94	8,544,131.36	0.00	52,842.64	0.00	0.00
PS		7,842,000.00	754,974.00	8,596,974.00	8,596,974.00	0.00	0.00	0.00	8,596,974.00	1,405,001.08	2,144,923.56	2,185,396.78	2,808,809.94	8,544,131.36	1,405,001.08	2,144,923.56	2,185,396.78	2,808,809.94	8,544,131.36	0.00	52,842.64	0.00	0.00
MOOE		0.00	0.00	0.00	0.00	0.00	0.00	0.00	0.00	0.00	0.00	0.00	0.00	0.00	0.00	0.00	0.00	0.00	0.00	0.00	0.00	0.00	0.00
FinEx		0.00	0.00	0.00	0.00	0.00	0.00	0.00	0.00	0.00	0.00	0.00	0.00	0.00	0.00	0.00	0.00	0.00	0.00	0.00	0.00	0.00	0.00
CO		0.00	0.00	0.00	0.00	0.00	0.00	0.00	0.00	0.00	0.00	0.00	0.00	0.00	0.00	0.00	0.00	0.00	0.00	0.00	0.00	0.00	0.00
III. Special Purpose Fund		0.00	19,722,002.00	19,722,002.00	0.00	19,722,002.00	0.00	0.00	19,722,002.00	2,898,965.86	0.00	9,500,666.34	7,322,368.11	19,722,000.31	2,866,306.36	0.00	7,877,585.03	8,373,763.97	19,117,655.36	0.00	1.69	488,316.34	116,028.61
Miscellaneous Personnel Benefits Fund		0.00	17,074,034.00	17,074,034.00	0.00	17,074,034.00	0.00	0.00	17,074,034.00	2,898,965.86	0.00	6,852,699.74	7,322,368.11	17,074,033.71	2,866,306.36	0.00	5,229,618.43	8,373,763.97	16,469,688.76	0.00	0.29	488,316.34	116,028.61
PS		0.00	17,074,034.00	17,074,034.00	0.00	17,074,034.00	0.00	0.00	17,074,034.00	2,898,965.86	0.00	6,852,699.74	7,322,368.11	17,074,033.71	2,866,306.36	0.00	5,229,618.43	8,373,763.97	16,469,688.76	0.00	0.29	488,316.34	116,028.61
Pension and Gratuity Fund		0.00	2,647,968.00	2,647,968.00	0.00	2,647,968.00	0.00	0.00	2,647,968.00	0.00	0.00	2,647,966.60	0.00	2,647,966.60	0.00	0.00	2,647,966.60	0.00	2,647,966.60	0.00	1.40	0.00	0.00
PS		0.00	2,647,968.00	2,647,968.00	0.00	2,647,968.00	0.00	0.00	2,647,968.00	0.00	0.00	2,647,966.60	0.00	2,647,966.60	0.00	0.00	2,647,966.60	0.00	2,647,966.60	0.00	1.40	0.00	0.00
Sub-Total III. Special Purpose Fund		0.00	19,722,002.00	19,722,002.00	0.00	19,722,002.00	0.00	0.00	19,722,002.00	2,898,965.86	0.00	9,500,666.34	7,322,368.11	19,722,000.31	2,866,306.36	0.00	7,877,585.03	8,373,763.97	19,117,655.36	0.00	1.69	488,316.34	116,028.61
PS		0.00	19,722,002.00	19,722,002.00	0.00	19,722,002.00	0.00	0.00	19,722,002.00	2,898,965.86	0.00	9,500,666.34	7,322,368.11	19,722,000.31	2,866,306.36	0.00	7,877,585.03	8,373,763.97	19,117,655.36	0.00	1.69	488,316.34	116,028.61
MOOE		0.00	0.00	0.00	0.00	0.00	0.00	0.00	0.00	0.00	0.00	0.00	0.00	0.00	0.00	0.00	0.00	0.00	0.00	0.00	0.00	0.00	0.00
FinEx		0.00	0.00	0.00	0.00	0.00	0.00	0.00	0.00	0.00	0.00	0.00	0.00	0.00	0.00	0.00	0.00	0.00	0.00	0.00	0.00	0.00	0.00
CO		0.00	0.00	0.00	0.00	0.00	0.00	0.00	0.00	0.00	0.00	0.00	0.00	0.00	0.00	0.00	0.00	0.00	0.00	0.00	0.00	0.00	0.00
IV. Reversion of the Unobligated Allotments		0.00	0.00	0.00	0.00	0.00	0.00	0.00	0.00	0.00	0.00	0.00	0.00	0.00	0.00	0.00	0.00	0.00	0.00	0.00	0.00	0.00	0.00
GRAND TOTAL		156,208,000.00	20,476,976.00	176,684,976.00	156,962,974.00	19,722,002.00	0.00	0.00	176,684,976.00	50,406,667.20	46,676,064.29	41,341,880.40	37,532,772.06	175,957,383.95	31,033,729.97	52,005,067.28	41,644,798.73	45,649,378.11	170,332,974.09	0.00	727,592.05	4,554,366.88	1,070,042.98
PS		96,960,000.00	23,020,726.01	119,980,726.01	97,714,974.00	22,265,752.01	0.00	0.00	119,980,726.01	27,457,478.20	36,995,134.34	27,436,964.25	28,038,269.45	119,927,846.24	21,488,680.28	36,917,968.62	28,850,464.35	30,575,723.53	117,832,836.78	0.00	52,879.77	1,949,906.48	145,102.98
MOOE		55,923,000.00	(2,543,750.01)	53,379,249.99	55,923,000.00	(2,543,750.01)	0.00	0.00	53,379,249.99	21,720,169.00	8,459,869.95	13,256,366.15	9,360,502.61	52,796,907.71	8,316,029.69	13,957,678.30	12,743,174.74	14,271,196.01	49,288,078.74	0.00	582,342.28	2,583,888.97	924,940.00
CO		3,325,000.00	0.00	3,325,000.00	3,325,000.00	0.00	0.00	0.00	3,325,000.00	1,229,020.00	1,221,060.00	648,550.00	134,000.00	3,232,630.00	1,229,020.00	1,129,420.36	51,159.64	802,458.57	3,212,058.57	0.00	92,370.00	20,571.43	0.00


Recapitulation by OO:

I. Agency Specific Budget		99,855,000.00	0.00	99,855,000.00	99,855,000.00	0.00	0.00	0.00	99,855,000.00	25,529,860.03	27,565,484.78	23,095,965.14	23,333,148.95	99,524,458.90	16,029,093.21	28,070,562.39	24,892,440.83	27,281,822.24	96,273,918.67	0.00	330,541.10	3,222,744.06	27,796.17
FERTILIZER AND PESTICIDE REGULATORY PROGRAM		99,855,000.00	0.00	99,855,000.00	99,855,000.00	0.00	0.00	0.00	99,855,000.00	25,529,860.03	27,565,484.78	23,095,965.14	23,333,148.95	99,524,458.90	16,029,093.21	28,070,562.39	24,892,440.83	27,281,822.24	96,273,918.67	0.00	330,541.10	3,222,744.06	27,796.17

**Certified Correct:**  
  
 ERAMAE V. INOCENCIO  
 Chief, Budget Section  
 Date: 2023-01-20 11:11:07

**Certified Correct:**  
  
 SHIENNA LYN D. ATIENZA  
 Chief, Accounting Section  
 Date: 2023-01-20 11:11:07

**Recommending Approval:**  
  
 GINA C. TOMIMBANG  
 Chief, FAD  
 Date: 2023-01-20

**Approved By:**  
  
 JULIETA B. LANSANGAN  
 Officer-in-Charge  
 Date: 2023-01-20 11:24:27

**SUMMARY OF APPROPRIATIONS, ALLOTMENTS, OBLIGATIONS, DISBURSEMENTS AND BALANCES BY OBJECT OF EXPENDITURES**

**As at the Quarter Ending December 31, 2022**

Department Department of Agriculture (DA)  
 Agency Fertilizer and Pesticide Authority  
 Operating Unit < not applicable >  
 Organization Code (UAC) 05 005 0000000  
 Fund Cluster 01 Regular Agency Fund

X	Current Year Appropriations
	Supplemental Appropriations
	Continuing Appropriations

(e.g. UACS Fund Cluster: 01-Regular Agency Fund, 02-Foreign Assisted Projects Fund, 03-Special Account-Locally Funded/Domestic Grants Fund, and 04-Special Account-Foreign Assisted/Foreign Grants Fund)

Particulars	UACS CODE	Appropriations			Allotments				Obligations					Disbursements					Balances				
		Authorized Appropriations	Adjustments (Transfer To/From, Modifications/Augmentations)	Adjusted Appropriations	Allotments Received	Adjustments (Reductions, Modifications/Augmentations)	Transfer To	Transfer From	Adjusted Allotments	1st Quarter Ending March 31	2nd Quarter Ending June 30	3rd Quarter Ending Sept. 30	4th Quarter Ending Dec. 31	TOTAL	1st Quarter Ending March 31	2nd Quarter Ending June 30	3rd Quarter Ending Sept. 30	4th Quarter Ending Dec. 31	TOTAL	Unreleased Appropriations	Unobligated Allotments	Unpaid Obligations (15-20)=(23+24)	
1	2	3	4	5=(3+4)	6	7	8	9	10=(6+7)-8+9	11	12	13	14	15=(11+12+13+14)	16	17	18	19	20=(16+17+18+19)	21=(5-10)	22=(10-15)	23	24
SUMMARY		156,208,000.00	20,476,976.00	176,684,976.00	156,962,974.00	19,722,002.00	0.00	0.00	176,684,976.00	50,406,667.20	46,676,064.29	41,341,880.40	37,532,772.06	175,957,383.95	31,033,729.97	52,005,067.28	41,644,798.73	45,649,378.11	170,332,974.09	0.00	727,592.05	4,654,366.88	1,070,042.98
A. AGENCY SPECIFIC BUDGET		148,366,000.00	0.00	148,366,000.00	148,366,000.00	0.00	0.00	0.00	148,366,000.00	46,102,700.26	44,531,140.73	29,655,817.28	27,401,594.01	147,691,252.28	26,762,422.53	49,860,143.72	31,581,816.92	34,466,804.20	142,671,187.37	0.00	674,747.72	4,066,050.54	954,014.37
Personnel Services		89,118,000.00	2,543,750.01	91,661,750.01	89,118,000.00	2,543,750.01	0.00	0.00	91,661,750.01	23,153,511.26	34,850,210.78	15,750,901.13	17,907,091.40	91,661,714.57	17,217,372.84	34,773,045.06	18,787,482.53	19,393,149.63	90,171,050.06	0.00	35.44	1,461,590.14	29,074.37
Salaries and Wages	5010100000	85,346,000.00	(1,788,872.98)	83,557,127.02	85,346,000.00	(1,788,872.98)	0.00	0.00	83,557,127.02	18,288,654.62	24,288,462.54	14,170,827.82	6,839,182.04	83,557,127.02	15,583,567.15	22,090,987.49	16,156,047.38	9,433,531.29	63,264,133.31	0.00	0.00	265,192.07	27,801.64
Salaries and Wages - Regular	5010101000	85,346,000.00	(1,788,872.98)	83,557,127.02	85,346,000.00	(1,788,872.98)	0.00	0.00	83,557,127.02	18,288,654.62	24,288,462.54	14,170,827.82	6,839,182.04	83,557,127.02	15,583,567.15	22,090,987.49	16,156,047.38	9,433,531.29	63,264,133.31	0.00	0.00	265,192.07	27,801.64
Basic Salary - Civilian	5010101001	85,346,000.00	(1,788,872.98)	83,557,127.02	85,346,000.00	(1,788,872.98)	0.00	0.00	83,557,127.02	18,288,654.62	24,288,462.54	14,170,827.82	6,839,182.04	83,557,127.02	15,583,567.15	22,090,987.49	16,156,047.38	9,433,531.29	63,264,133.31	0.00	0.00	265,192.07	27,801.64
Other Compensation	5010200000	19,352,000.00	1,481,359.39	20,833,359.39	19,352,000.00	1,481,359.39	0.00	0.00	20,833,359.39	1,890,272.72	7,783,870.55	1,146,424.65	10,012,791.47	20,833,359.39	1,411,454.54	8,170,443.27	1,183,530.41	9,361,525.37	20,126,953.59	0.00	0.00	705,133.07	1,272.73
Personal Economic Retire Allowance (PERA)	5010201000	3,240,000.00	(163,000.00)	3,077,000.00	3,240,000.00	(163,000.00)	0.00	0.00	3,077,000.00	850,272.72	1,109,454.55	701,090.91	416,181.82	3,077,000.00	845,454.54	1,111,727.27	703,363.64	414,181.82	3,074,727.27	0.00	0.00	1,000.00	1,272.73
PERA - Civilian	5010201001	3,240,000.00	(163,000.00)	3,077,000.00	3,240,000.00	(163,000.00)	0.00	0.00	3,077,000.00	850,272.72	1,109,454.55	701,090.91	416,181.82	3,077,000.00	845,454.54	1,111,727.27	703,363.64	414,181.82	3,074,727.27	0.00	0.00	1,000.00	1,272.73
Representation Allowance (RA)	5010202000	288,000.00	245,362.32	533,362.32	288,000.00	245,362.32	0.00	0.00	533,362.32	148,000.00	153,000.00	127,000.00	105,362.32	533,362.32	148,000.00	153,000.00	127,000.00	100,362.32	528,362.32	0.00	0.00	5,000.00	0.00
Transportation Allowance (TA)	5010203000	288,000.00	10,000.00	298,000.00	288,000.00	10,000.00	0.00	0.00	298,000.00	70,000.00	75,000.00	75,000.00	78,000.00	298,000.00	70,000.00	75,000.00	75,000.00	73,000.00	293,000.00	0.00	0.00	5,000.00	0.00
Transportation Allowance (TA)	5010203001	288,000.00	10,000.00	298,000.00	288,000.00	10,000.00	0.00	0.00	298,000.00	70,000.00	75,000.00	75,000.00	78,000.00	298,000.00	70,000.00	75,000.00	75,000.00	73,000.00	293,000.00	0.00	0.00	5,000.00	0.00
Clothing/Uniform Allowance	5010204000	810,000.00	12,000.00	822,000.00	810,000.00	12,000.00	0.00	0.00	822,000.00	822,000.00	0.00	0.00	0.00	822,000.00	348,000.00	474,000.00	0.00	0.00	822,000.00	0.00	0.00	0.00	0.00
Clothing/Uniform Allowance - Civilian	5010204001	810,000.00	12,000.00	822,000.00	810,000.00	12,000.00	0.00	0.00	822,000.00	822,000.00	0.00	0.00	0.00	822,000.00	348,000.00	474,000.00	0.00	0.00	822,000.00	0.00	0.00	0.00	0.00
Subsistence Allowance (SA)	5010205000	436,000.00	(48,494.35)	387,505.65	436,000.00	(48,494.35)	0.00	0.00	387,505.65	0.00	211,425.00	176,080.65	387,505.65	0.00	0.00	156,558.03	181,716.52	338,274.55	0.00	0.00	0.00	49,231.10	0.00
Subsistence Allowance - Magna Carta Benefits for Science and	5010205002	436,000.00	(48,494.35)	387,505.65	436,000.00	(48,494.35)	0.00	0.00	387,505.65	0.00	211,425.00	176,080.65	387,505.65	0.00	0.00	156,558.03	181,716.52	338,274.55	0.00	0.00	0.00	49,231.10	0.00
Laundry Allowance ( LA )	5010206000	66,000.00	(7,412.62)	58,587.38	66,000.00	(7,412.62)	0.00	0.00	58,587.38	0.00	31,908.74	26,678.64	58,587.38	0.00	0.00	31,908.74	22,056.60	53,965.34	0.00	0.00	0.00	4,622.04	0.00
Laundry Allowance - Magna Carta Benefits for Science and	5010206003	66,000.00	(7,412.62)	58,587.38	66,000.00	(7,412.62)	0.00	0.00	58,587.38	0.00	31,908.74	26,678.64	58,587.38	0.00	0.00	31,908.74	22,056.60	53,965.34	0.00	0.00	0.00	4,622.04	0.00
Hazard Pay ( HP )	5010211000	1,600,000.00	(105,463.97)	1,494,536.03	1,600,000.00	(105,463.97)	0.00	0.00	1,494,536.03	0.00	0.00	1,494,536.03	0.00	1,494,536.03	0.00	0.00	0.00	1,019,051.40	1,019,051.40	0.00	0.00	475,484.63	0.00
Hazard Pay	5010211001	1,600,000.00	(105,463.97)	1,494,536.03	1,600,000.00	(105,463.97)	0.00	0.00	1,494,536.03	0.00	0.00	1,494,536.03	0.00	1,494,536.03	0.00	0.00	0.00	1,019,051.40	1,019,051.40	0.00	0.00	475,484.63	0.00
Year End Bonus	5010214000	5,445,000.00	(1,467,798.00)	3,977,202.00	5,445,000.00	(1,467,798.00)	0.00	0.00	3,977,202.00	0.00	0.00	0.00	3,977,202.00	3,977,202.00	0.00	0.00	0.00	3,977,202.00	3,977,202.00	0.00	0.00	0.00	0.00
Bonus - Civilian	5010214001	5,445,000.00	(1,467,798.00)	3,977,202.00	5,445,000.00	(1,467,798.00)	0.00	0.00	3,977,202.00	0.00	0.00	0.00	3,977,202.00	3,977,202.00	0.00	0.00	0.00	3,977,202.00	3,977,202.00	0.00	0.00	0.00	0.00
Cash Gift	5010215000	675,000.00	(155,000.00)	520,000.00	675,000.00	(155,000.00)	0.00	0.00	520,000.00	0.00	0.00	0.00	520,000.00	520,000.00	0.00	0.00	0.00	520,000.00	520,000.00	0.00	0.00	0.00	0.00
Cash Gift - Civilian	5010215001	675,000.00	(155,000.00)	520,000.00	675,000.00	(155,000.00)	0.00	0.00	520,000.00	0.00	0.00	0.00	520,000.00	520,000.00	0.00	0.00	0.00	520,000.00	520,000.00	0.00	0.00	0.00	0.00
Mid-Year Bonus - Civilian	5010216000	5,445,000.00	638,416.00	6,083,416.00	5,445,000.00	638,416.00	0.00	0.00	6,083,416.00	0.00	6,083,416.00	0.00	0.00	6,083,416.00	0.00	6,083,416.00	0.00	0.00	6,083,416.00	0.00	0.00	0.00	0.00
Mid-Year Bonus - Civilian	5010216001	5,445,000.00	638,416.00	6,083,416.00	5,445,000.00	638,416.00	0.00	0.00	6,083,416.00	0.00	6,083,416.00	0.00	0.00	6,083,416.00	0.00	6,083,416.00	0.00	0.00	6,083,416.00	0.00	0.00	0.00	0.00
Other Bonuses and Allowances	5010299000	1,059,000.00	2,522,750.01	3,581,750.01	1,059,000.00	2,522,750.01	0.00	0.00	3,581,750.01	0.00	363,000.00	0.00	3,218,750.01	3,581,750.01	0.00	273,300.00	89,700.00	3,053,954.71	3,416,954.71	0.00	0.00	164,795.30	0.00
Collective Negotiation Agreement Incentive - Civilian	5010299011	0.00	2,543,750.01	2,543,750.01	0.00	2,543,750.01	0.00	0.00	2,543,750.01	0.00	0.00	0.00	2,543,750.01	2,543,750.01	0.00	0.00	0.00	2,380,457.90	2,380,457.90	0.00	0.00	163,292.11	0.00
Productivity Enhancement Incentive - Civilian	5010299012	675,000.00	0.00	675,000.00	675,000.00	0.00	0.00	675,000.00	0.00	0.00	0.00	675,000.00	675,000.00	0.00	0.00	0.00	673,496.81	673,496.81	0.00	0.00	1,503.19	0.00	0.00
Anniversary Bonus - Civilian	5010299038	384,000.00	(21,000.00)	363,000.00	384,000.00	(21,000.00)	0.00	0.00	363,000.00	0.00	363,000.00	0.00	0.00	363,000.00	0.00	273,300.00	89,700.00	0.00	363,000.00	0.00	0.00	0.00	0.00
Personnel Benefit Contributions	5010300000	1,436,000.00	147,764.01	1,583,764.01	1,436,000.00	147,764.01	0.00	0.00	1,583,764.01	220,769.15	493,393.69	428,902.66	440,698.51	1,583,764.01	220,769.15	329,474.15	558,582.12	474,938.59	1,583,764.01	0.00	0.00	0.00	0.00
Pag-IBIG Contributions	5010302000	162,000.00	(10,300.00)	151,700.00	162,000.00	(10,300.00)	0.00	0.00	151,700.00	28,400.00	55,600.00	41,200.00	26,500.00	151,700.00	28,400.00	41,800.00	55,000.00	26,500.00	151,700.00	0.00	0.00	0.00	0.00
Pag-IBIG - Civilian	5010302001	162,000.00	(1																				

X	Current Year Appropriations
	Supplemental Appropriations
	Continuing Appropriations

Particulars	UACS CODE	Appropriations				Allotments					Obligations					Disbursements					Balances			
		Authorized Appropriations	Adjustments (Transfer To/From, Modifications/Augmentations)	Adjusted Appropriations	Allotments Received	Adjustments (Reductions, Modifications/Augmentations)	Transfer To	Transfer From	Adjusted Allotments	1st Quarter Ending March 31	2nd Quarter Ending June 30	3rd Quarter Ending Sept. 30	4th Quarter Ending Dec. 31	TOTAL	1st Quarter Ending March 31	2nd Quarter Ending June 30	3rd Quarter Ending Sept. 30	4th Quarter Ending Dec. 31	TOTAL	Unreleased Appropriations	Unobligated Allotments	Unpaid Obligations (15-20)=(23+24)		
																						Due and Demandable	Not Yet Due and Demandable	
1	2	3	4	5=(3+4)	6	7	8	9	10=[(6+(-)7)-8+9]	11	12	13	14	15=(11+12+13+14)	16	17	18	19	20=(16+17+18+19)	21=(5-10)	22=(10-15)	23	24	
Traveling Expenses	5020100000	12,413,000.00	(2,340,350.05)	10,072,649.95	12,413,000.00	(2,340,350.05)	0.00	0.00	10,072,649.95	1,390,398.00	2,554,796.99	2,542,313.84	3,265,301.46	9,752,810.29	1,228,388.00	2,377,137.01	2,800,410.82	2,659,342.46	9,065,278.29	0.00	319,839.66	686,872.00	660.00	
Traveling Expenses - Local	5020101000	11,913,000.00	(1,848,890.05)	10,064,109.95	11,913,000.00	(1,848,890.05)	0.00	0.00	10,064,109.95	1,390,398.00	2,548,256.99	2,542,313.84	3,265,301.46	9,744,270.29	1,228,388.00	2,368,597.01	2,800,410.82	2,659,342.46	9,056,738.29	0.00	319,839.66	686,872.00	660.00	
Traveling Expenses - Foreign	5020102000	500,000.00	(491,460.00)	8,540.00	500,000.00	(491,460.00)	0.00	0.00	8,540.00	0.00	8,540.00	0.00	0.00	8,540.00	0.00	8,540.00	0.00	0.00	8,540.00	0.00	0.00	0.00	0.00	
Training and Scholarship Expenses	5020200000	1,770,000.00	(833,073.87)	936,926.13	1,770,000.00	(833,073.87)	0.00	0.00	936,926.13	74,741.50	615,133.36	181,589.92	65,461.35	936,926.13	52,991.50	591,265.16	217,208.12	75,461.35	936,926.13	0.00	0.00	0.00	0.00	
Training Expenses:	5020201000	1,770,000.00	(833,073.87)	936,926.13	1,770,000.00	(833,073.87)	0.00	0.00	936,926.13	74,741.50	615,133.36	181,589.92	65,461.35	936,926.13	52,991.50	591,265.16	217,208.12	75,461.35	936,926.13	0.00	0.00	0.00	0.00	
ICT Training Expenses	5020201001	150,000.00	(150,000.00)	0.00	150,000.00	(150,000.00)	0.00	0.00	0.00	0.00	0.00	0.00	0.00	0.00	0.00	0.00	0.00	0.00	0.00	0.00	0.00	0.00	0.00	
Training Expenses:	5020201002	1,620,000.00	(683,073.87)	936,926.13	1,620,000.00	(683,073.87)	0.00	0.00	936,926.13	74,741.50	615,133.36	181,589.92	65,461.35	936,926.13	52,991.50	591,265.16	217,208.12	75,461.35	936,926.13	0.00	0.00	0.00	0.00	
Supplies and Materials Expenses	5020300000	8,087,000.00	(38,776.85)	8,048,223.15	8,087,000.00	(38,776.85)	0.00	0.00	8,048,223.15	5,241,748.22	346,689.80	795,091.38	1,665,693.75	8,048,223.15	1,093,045.04	1,657,159.30	1,913,517.49	2,317,612.51	6,981,334.34	0.00	0.00	174,088.81	892,800.00	
Office Supplies Expenses	5020301000	1,705,000.00	(750,555.02)	954,444.98	1,705,000.00	(750,555.02)	0.00	0.00	954,444.98	296,369.12	116,314.56	398,035.20	143,726.10	954,444.98	119,596.61	268,755.07	262,926.92	264,527.06	915,805.66	0.00	0.00	38,639.32	0.00	
ICT Office Supplies	5020301001	20,000.00	0.00	20,000.00	20,000.00	0.00	0.00	0.00	0.00	0.00	0.00	0.00	0.00	0.00	0.00	0.00	0.00	20,000.00	20,000.00	0.00	0.00	0.00	0.00	
Office Supplies Expenses	5020301002	1,685,000.00	(750,555.02)	934,444.98	1,685,000.00	(750,555.02)	0.00	0.00	934,444.98	296,369.12	116,314.56	378,035.20	143,726.10	934,444.98	119,596.61	268,755.07	262,926.92	244,527.06	895,805.66	0.00	0.00	38,639.32	0.00	
Accountable Forms Expenses	5020302000	900,000.00	(523,700.00)	376,300.00	900,000.00	(523,700.00)	0.00	0.00	376,300.00	299,800.00	0.00	76,500.00	0.00	376,300.00	206,500.00	93,300.00	76,500.00	0.00	376,300.00	0.00	0.00	0.00	0.00	
Non-Accountable Forms Expenses	5020303000	100,000.00	(100,000.00)	0.00	100,000.00	(100,000.00)	0.00	0.00	0.00	0.00	0.00	0.00	0.00	0.00	0.00	0.00	0.00	0.00	0.00	0.00	0.00	0.00	0.00	
Medical, Dental and Laboratory Expense	5020308000	800,000.00	(285,286.03)	514,713.97	800,000.00	(285,286.03)	0.00	0.00	514,713.97	311,056.40	114,800.00	33,185.00	55,672.57	514,713.97	10,690.00	137,520.86	269,981.41	93,912.83	512,105.10	0.00	0.00	2,608.87	0.00	
Fuel, Oil and Lubricants Expenses	5020309000	3,977,000.00	336,940.20	4,313,940.20	3,977,000.00	336,940.20	0.00	0.00	4,313,940.20	3,989,879.72	91,979.80	144,072.43	88,008.25	4,313,940.20	577,007.98	1,025,082.90	1,114,979.69	1,516,383.44	4,233,454.01	0.00	0.00	80,486.19	0.00	
Semi-Expendable Machinery and Furniture Expenses	5020321000	190,000.00	1,220,232.43	1,410,232.43	190,000.00	1,220,232.43	0.00	0.00	1,410,232.43	190,890.00	(90,507.32)	24,449.75	1,285,400.00	1,410,232.43	50,183.93	48,016.25	26,632.25	363,858.57	488,691.00	0.00	0.00	28,741.43	892,800.00	
Semi-Expendable Machinery Expenses	5020321000	190,000.00	1,220,232.43	1,410,232.43	190,000.00	1,220,232.43	0.00	0.00	1,410,232.43	190,890.00	(90,507.32)	24,449.75	1,285,400.00	1,410,232.43	50,183.93	48,016.25	26,632.25	363,858.57	488,691.00	0.00	0.00	28,741.43	892,800.00	
Semi-Expendable Furniture, Furniture and Fixtures	5020322000	165,000.00	(65,027.00)	99,973.00	165,000.00	(65,027.00)	0.00	0.00	99,973.00	19,273.00	43,240.00	37,460.00	0.00	99,973.00	5,598.00	14,915.00	77,453.22	2,006.78	99,973.00	0.00	0.00	0.00	0.00	
Other Supplies and Materials Expenses	5020399000	250,000.00	128,618.57	378,618.57	250,000.00	128,618.57	0.00	0.00	378,618.57	134,479.98	69,862.76	81,389.00	92,886.83	378,618.57	123,468.52	69,569.22	85,044.00	76,923.83	355,005.57	0.00	0.00	23,613.00	0.00	
Utility Expenses	5020400000	6,198,000.00	(877,339.11)	5,320,660.89	6,198,000.00	(877,339.11)	0.00	0.00	5,320,660.89	782,228.84	1,793,433.43	1,243,319.85	1,307,176.15	5,126,158.27	682,757.35	1,354,730.29	1,375,583.90	1,585,805.64	4,998,877.18	0.00	194,502.62	127,261.09	0.00	
Water Expenses	5020401000	1,364,000.00	(824,863.91)	539,136.09	1,364,000.00	(824,863.91)	0.00	0.00	539,136.09	126,089.92	84,627.85	95,265.13	138,592.93	444,575.83	47,771.59	98,718.07	111,173.64	135,363.02	393,026.32	0.00	84,560.26	51,549.51	0.00	
Electricity Expenses	5020402000	4,834,000.00	(52,475.20)	4,781,524.80	4,834,000.00	(52,475.20)	0.00	0.00	4,781,524.80	656,138.92	1,708,805.58	1,148,054.72	1,168,583.22	4,681,582.44	634,985.76	1,256,012.22	1,264,410.28	1,450,442.62	4,605,850.86	0.00	99,942.36	75,731.58	0.00	
Communication Expenses	5020500000	2,859,000.00	(512,403.71)	2,346,596.29	2,859,000.00	(512,403.71)	0.00	0.00	2,346,596.29	526,156.29	568,882.52	847,116.49	404,440.99	2,346,596.29	481,228.47	608,077.89	848,423.94	328,673.23	2,266,403.53	0.00	0.00	80,192.76	0.00	
Postage and Courier Services	5020501000	540,000.00	(224,291.16)	315,708.84	540,000.00	(224,291.16)	0.00	0.00	315,708.84	62,227.90	74,149.82	80,643.05	98,688.07	315,708.84	55,584.98	78,270.32	81,849.50	83,520.06	299,224.84	0.00	0.00	16,484.00	0.00	
Telephone Expenses	5020502000	1,755,000.00	(119,104.24)	1,635,895.76	1,755,000.00	(119,104.24)	0.00	0.00	1,635,895.76	370,201.53	438,667.29	720,806.24	106,220.70	1,635,895.76	351,164.68	456,099.16	721,456.74	76,879.74	1,605,600.30	0.00	0.00	30,295.48	0.00	
Mobile	5020502001	1,281,000.00	115,873.26	1,396,873.26	1,281,000.00	115,873.26	0.00	0.00	1,396,873.26	309,252.96	398,377.40	688,992.90	250.00	1,396,873.26	309,252.96	398,377.40	688,992.90	250.00	1,396,873.26	0.00	0.00	0.00	0.00	
Landline	5020502002	474,000.00	(234,977.50)	239,022.50	474,000.00	(234,977.50)	0.00	0.00	239,022.50	60,948.57	40,289.89	31,613.34	105,970.70	239,022.50	41,911.70	57,721.76	32,463.84	76,629.74	208,727.04	0.00	0.00	30,295.48	0.00	
Internet Subscription Expenses	5020503000	564,000.00	(169,008.31)	394,991.69	564,000.00	(169,008.31)	0.00	0.00	394,991.69	93,726.86	56,065.41	45,667.20	199,532.22	394,991.69	74,478.85	73,708.41	45,117.70	168,273.43	361,578.39	0.00	0.00	33,413.30	0.00	
Confidential, Intelligence and Extraordinary and Miscellaneous Expenses	5021003000	136,000.00	0.00	136,000.00	136,000.00	0.00	0.00	0.00	136,000.00	30,000.00	38,000.00	0.00	0.00	68,000.00	30,000.00	38,000.00	0.00	0.00	68,000.00	0.00	68,000.00	0.00	0.00	
Professional Services	5021100000	13,337,000.00	3,367,790.00	16,704,790.00	13,337,000.00	3,367,790.00	0.00	0.00	16,704,790.00	8,347,362.28	523,977.87	6,203,732.77	1,629,717.08	16,704,790.00	3,365,079.79	4,189,877.42	3,460,591.83	4,398,124.33	15,413,673.37	0.00	0.00	1,261,116.63	30,000.00	
Legal Services	5021101000	360,000.00	(328,650.00)	31,350.00	360,000.00	(328,650.00)	0.00	0.00	31,350.00	19,050.00	6,800.00	2,350.00	3,150.00	31,350.00	15,500.00	9,600.00	1,900.00	4,350.00	31,350.00	0.00	0.00	0.00	0.00	
Auditing Services	5021102000	80,000.00	(17,743.00)	62,257.00	80,000.00	(17,743.00)	0.00	0.00	62,257.00	0.00	55,330.00	0.00	6,927.00	62,257.00	0.00	17,330.00	38,000.00	6,927.00	62,257.00	0.00	0.00	0.00	0.00	
Consultancy Services	5021103000	2,100,000.00	(2,100,000																					

X	Current Year Appropriations
	Supplemental Appropriations
	Continuing Appropriations


Particulars	UACS CODE	Appropriations			Allotments					Obligations					Disbursements					Balances				
		Authorized Appropriations	Adjustments (Transfer To/From, Modifications /)	Adjusted Appropriations	Allotments Received	Adjustments (Reductions, Modifications / Augmentatio	Transfer To	Transfer From	Adjusted Allotments	1st Quarter Ending March 31	2nd Quarter Ending June 30	3rd Quarter Ending Sept. 30	4th Quarter Ending Dec. 31	TOTAL	1st Quarter Ending March 31	2nd Quarter Ending June 30	3rd Quarter Ending Sept. 30	4th Quarter Ending Dec. 31	TOTAL	Unreleased Appropriations	Unobligated Allotments	Unpaid Obligations (15-20)=(23+24)		
																						Due and Demandable	Not Yet Due and Demandable	
1	2	3	4	5=(3+4)	6	7	8	9	10=[(6+(-)7)-8+9]	11	12	13	14	15=(11+12+13+14)	16	17	18	19	20=(16+17+18+19)	21=(5-10)	22=(10-15)	23	24	
Information and Communication Technology Equipment	5021305003	25,000.00	(25,000.00)	0.00	25,000.00	(25,000.00)	0.00	0.00	0.00	0.00	0.00	0.00	0.00	0.00	0.00	0.00	0.00	0.00	0.00	0.00	0.00	0.00	0.00	0.00
Repairs and Maintenance - Transportation	5021306000	650,000.00	647,126.18	1,297,126.18	650,000.00	647,126.18	0.00	0.00	1,297,126.18	347,481.65	330,816.25	266,102.69	352,925.59	1,297,126.18	287,471.57	382,367.56	206,571.17	344,706.42	1,221,116.72	0.00	0.00	76,009.46	0.00	
Motor Vehicles	5021306001	650,000.00	647,126.18	1,297,126.18	650,000.00	647,126.18	0.00	0.00	1,297,126.18	347,481.65	330,816.25	266,102.69	352,925.59	1,297,126.18	287,471.57	382,367.56	206,571.17	344,706.42	1,221,116.72	0.00	0.00	76,009.46	0.00	
Repairs and Maintenance - Furniture and Fixtures	5021307000	50,000.00	(49,450.00)	550.00	50,000.00	(49,450.00)	0.00	0.00	550.00	0.00	550.00	0.00	0.00	550.00	0.00	550.00	0.00	0.00	550.00	0.00	0.00	0.00	0.00	0.00
Taxes, Insurance Premiums and Other Fees	5021500000	1,593,000.00	(642,850.21)	950,149.79	1,593,000.00	(642,850.21)	0.00	0.00	950,149.79	349,276.19	153,947.68	255,492.74	191,433.18	950,149.79	341,776.19	161,447.68	251,866.97	192,623.95	947,714.79	0.00	0.00	2,435.00	0.00	
Taxes, Duties and Licenses	5021501000	280,000.00	(149,962.55)	130,037.45	280,000.00	(149,962.55)	0.00	0.00	130,037.45	33,286.41	46,710.74	6,045.34	43,994.96	130,037.45	25,786.41	54,210.74	2,948.12	44,657.18	127,602.45	0.00	0.00	2,435.00	0.00	
Taxes, Duties and Licenses	5021501001	280,000.00	(149,962.55)	130,037.45	280,000.00	(149,962.55)	0.00	0.00	130,037.45	33,286.41	46,710.74	6,045.34	43,994.96	130,037.45	25,786.41	54,210.74	2,948.12	44,657.18	127,602.45	0.00	0.00	2,435.00	0.00	
Fidelity Bond Premiums	5021502000	433,000.00	(89,028.99)	343,971.01	433,000.00	(89,028.99)	0.00	0.00	343,971.01	7,500.00	78,000.00	134,522.26	123,948.75	343,971.01	7,500.00	78,000.00	134,522.26	123,948.75	343,971.01	0.00	0.00	0.00	0.00	
Insurance Expenses	5021503000	880,000.00	(403,858.67)	476,141.33	880,000.00	(403,858.67)	0.00	0.00	476,141.33	308,489.78	29,236.94	114,925.14	23,489.47	476,141.33	308,489.78	29,236.94	114,396.59	24,018.02	476,141.33	0.00	0.00	86,536.84	1,480.00	
Other Maintenance and Operating Expenses	5029900000	5,495,000.00	(925,501.15)	5,469,498.85	5,495,000.00	(925,501.15)	0.00	0.00	5,469,498.85	2,528,334.81	966,065.84	666,830.47	408,267.73	4,569,498.85	274,674.52	1,764,713.18	941,784.34	1,500,309.97	4,481,482.01	0.00	0.00	86,536.84	1,480.00	
Printing and Publication Expenses	5029902000	750,000.00	(511,276.80)	238,723.20	750,000.00	(511,276.80)	0.00	0.00	238,723.20	49,589.20	185,354.00	0.00	3,780.00	238,723.20	3,119.40	165,738.14	66,085.66	2,240.00	237,183.20	0.00	0.00	1,540.00	0.00	
Representation Expenses	5029903000	815,000.00	(136,518.77)	678,481.23	815,000.00	(136,518.77)	0.00	0.00	678,481.23	119,290.10	465,129.26	30,729.00	63,332.87	678,481.23	105,668.10	466,768.96	42,118.30	61,735.87	676,291.23	0.00	0.00	2,190.00	0.00	
Transportation and Delivery Expenses	5029904000	150,000.00	(68,367.50)	81,632.50	150,000.00	(68,367.50)	0.00	0.00	81,632.50	0.00	19,716.00	39,403.00	22,513.50	81,632.50	0.00	16,189.00	40,090.00	22,508.50	78,787.50	0.00	0.00	2,845.00	0.00	
Rent/Lease Expenses	5029905000	2,530,000.00	(132,782.12)	2,397,217.88	2,530,000.00	(132,782.12)	0.00	0.00	2,397,217.88	1,748,914.24	387,461.76	212,424.00	48,417.88	2,397,217.88	139,985.00	648,195.01	768,459.59	763,037.84	2,319,677.44	0.00	0.00	76,060.44	1,480.00	
Rents - Building and Structures	5029905001	2,030,000.00	(141,009.88)	2,171,009.88	2,030,000.00	(141,009.88)	0.00	0.00	2,171,009.88	1,546,866.24	387,461.76	212,424.00	24,257.88	2,171,009.88	139,985.00	574,534.29	735,392.31	885,205.84	2,116,117.44	0.00	0.00	54,412.44	1,480.00	
Rents - Motor Vehicles	5029905003	0.00	26,000.00	26,000.00	0.00	26,000.00	0.00	0.00	26,000.00	0.00	0.00	0.00	0.00	26,000.00	0.00	0.00	0.00	26,000.00	26,000.00	0.00	0.00	0.00	0.00	0.00
Rents - Equipment	5029905004	300,000.00	(297,952.00)	2,048.00	300,000.00	(297,952.00)	0.00	0.00	2,048.00	0.00	202,048.00	(200,000.00)	0.00	0.00	2,048.00	0.00	2,048.00	0.00	2,048.00	0.00	0.00	0.00	0.00	0.00
Rents - ICT Machinery and Equipment	5029905008	200,000.00	(1,840.00)	198,160.00	200,000.00	(1,840.00)	0.00	0.00	198,160.00	0.00	200,000.00	0.00	(1,840.00)	198,160.00	0.00	71,612.72	33,067.28	71,832.00	176,512.00	0.00	0.00	21,648.00	0.00	
Subscription Expenses	5029907000	1,250,000.00	(92,850.24)	1,157,149.76	1,250,000.00	(92,850.24)	0.00	0.00	1,157,149.76	607,541.27	(93,047.18)	379,453.19	263,202.48	1,157,149.76	22,902.02	466,370.07	20,394.51	643,581.76	1,153,248.36	0.00	0.00	3,901.40	0.00	
ICT Software Subscription	5029907001	1,200,000.00	(74,168.24)	1,125,831.76	1,200,000.00	(74,168.24)	0.00	0.00	1,125,831.76	575,891.27	(96,497.18)	379,453.19	266,984.48	1,125,831.76	22,902.02	456,492.07	14,766.51	629,056.16	1,123,216.76	0.00	0.00	2,615.00	0.00	
Library and Other Reading Materials Subscription	5029907004	50,000.00	(18,682.00)	31,318.00	50,000.00	(18,682.00)	0.00	0.00	31,318.00	31,650.00	3,450.00	0.00	(3,782.00)	31,318.00	0.00	9,878.00	5,628.00	14,526.00	30,031.60	0.00	0.00	1,286.40	0.00	
Other Maintenance and Operating Expenses	5029999000	0.00	16,294.28	16,294.28	0.00	16,294.28	0.00	0.00	16,294.28	3,000.00	1,452.00	4,821.28	7,021.00	16,294.28	3,000.00	1,452.00	4,636.28	7,206.00	16,294.28	0.00	0.00	0.00	0.00	0.00
Other Maintenance and Operating Expenses	5029999099	0.00	16,294.28	16,294.28	0.00	16,294.28	0.00	0.00	16,294.28	3,000.00	1,452.00	4,821.28	7,021.00	16,294.28	3,000.00	1,452.00	4,636.28	7,206.00	16,294.28	0.00	0.00	0.00	0.00	0.00
Capital Outlays		3,325,000.00	0.00	3,325,000.00	3,325,000.00	0.00	0.00	0.00	3,325,000.00	1,229,020.00	1,221,060.00	648,550.00	134,000.00	3,232,630.00	1,229,020.00	1,129,420.36	51,169.64	802,458.57	3,212,058.57	0.00	92,370.00	20,571.43	0.00	0.00
Property, Plant and Equipment	5060400000	3,325,000.00	0.00	3,325,000.00	3,325,000.00	0.00	0.00	0.00	3,325,000.00	1,229,020.00	1,221,060.00	648,550.00	134,000.00	3,232,630.00	1,229,020.00	1,129,420.36	51,169.64	802,458.57	3,212,058.57	0.00	92,370.00	20,571.43	0.00	0.00
Machinery and Equipment	5060405000	3,325,000.00	0.00	3,325,000.00	3,325,000.00	0.00	0.00	0.00	3,325,000.00	1,229,020.00	1,221,060.00	648,550.00	134,000.00	3,232,630.00	1,229,020.00	1,129,420.36	51,169.64	802,458.57	3,212,058.57	0.00	92,370.00	20,571.43	0.00	0.00
Information and Communication Technology Equipment	5060405003	2,825,000.00	407,630.00	3,232,630.00	2,825,000.00	407,630.00	0.00	0.00	3,232,630.00	1,229,020.00	1,221,060.00	398,550.00	384,000.00	3,232,630.00	1,229,020.00	1,129,420.36	51,169.64	802,458.57	3,212,058.57	0.00	0.00	20,571.43	0.00	0.00
ICT Software	5060405015	500,000.00	(407,630.00)	92,370.00	500,000.00	(407,630.00)	0.00	0.00	92,370.00	0.00	0.00	250,000.00	(250,000.00)	0.00	0.00	0.00	0.00	0.00	0.00	0.00	92,370.00	0.00	0.00	0.00
RECURRING OPERATIONS		7,842,000.00	754,974.00	8,596,974.00	8,596,974.00	0.00	0.00	0.00	8,596,974.00	1,405,001.08	2,144,923.56	2,185,396.78	2,808,809.94	8,544,131.36	1,405,001.08	2,144,923.56	2,185,396.78	2,808,809.94	8,544,131.36	0.00	52,842.64	0.00	0.00	0.00
Retirement and Life Insurance Premiums		7,842,000.00	754,974.00	8,596,974.00	8,596,974.00	0.00	0.00	0.00	8,596,974.00	1,405,001.08	2,144,923.56	2,185,396.78	2,808,809.94	8,544,131.36	1,405,001.08	2,144,923.56	2,185,396.78	2,808,809.94	8,544,131.36	0.00	52,842.64	0.00	0.00	0.00
C. SPECIAL PURPOSE FUNDS		0.00	19,722,002.00	19,722,002.00	0.00	19,722,002.00	0.00	0.00	19,722,002.00	2,898,965.86	0.00	9,500,666.34	7,322,368.11	19,722,002.00	2,866,306.36	0.00	7,877,585.03	8,373,763.97	19,117,655.36	0.00	1.69	488,316.34	116,028.61	0.00
Miscellaneous Personnel Benefits Fund		0.00	17,074,034.00	17,074,034.00	0.00	17,074,034.00	0.00	0.00	17,074,034.00	2,898,965.86	0.00	6,852,899.74	7,322,368.11	17,074,033.71	2,866,306.36	0.00	5,229,618.43	8,373,763.97	16,469,888.76	0.00	0.29	488,316.34	116,028.61	0.00
Salaries and Wages	5010100000	0.00	8,521,085.95	8,521,085.95	0.00	8,521,085.95	0.00	0.00	8,521,085.95	0.00	0.00	3,684,578.00	4,836,507.95	8,521,085.95	0.00	0.00	2,071,220.69	5,986,766.84	8,057,987.53	0.00	0.00	463,098.42	0.00	0.00
Salaries and Wages - Regular		0.00	8,521,085.95	8,521,085.95	0.00	8,521,085.95	0.00	0.00	8,521,085.95	0.00	0.00	3,684,578.00	4,836,507.95	8,521,085.95	0.00	0.00	2,071,220.69	5,986,766.84	8,057,987.53	0.00	0.00	463,098.42	0.00	0.00
Basic Salary - Civilian	5010101001	0.00	8,521,085.95	8,521,085.95	0.00	8,521,085.95	0.00	0.00	8,521,085.95	0.00	0.00	3,684,578.00	4,836,507.95	8,521,085.95	0.00	0.00	2,071,220.69	5,986,766.84	8,057,987.53	0.00	0.00	463,098.42	0.00	0.00


Department Department of Agriculture (DA)  
 Agency Fertilizer and Pesticide Authority  
 Operating Unit < not applicable >  
 Organization Code (UAC 05 005 0000000)  
 Fund Cluster 01 Regular Agency Fund


X	Current Year Appropriations
	Supplemental Appropriations
	Continuing Appropriations


(e.g. UACS Fund Cluster: 01-Regular Agency Fund, 02-Foreign Assisted Projects Fund, 03-Special Account-Locally Funded/Domestic Grants Fund, and 04-Special Account-Foreign Assisted/Foreign Grants Fund)

Particulars	UACS CODE	Appropriations			Allotments					Obligations					Disbursements					Balances			
		Authorized Appropriations	Adjustments (Transfer To/From, Modifications/Augmentations)	Adjusted Appropriations	Allotments Received	Adjustments (Reductions, Modifications/Augmentations)	Transfer To	Transfer From	Adjusted Allotments	1st Quarter Ending March 31	2nd Quarter Ending June 30	3rd Quarter Ending Sept. 30	4th Quarter Ending Dec. 31	TOTAL	1st Quarter Ending March 31	2nd Quarter Ending June 30	3rd Quarter Ending Sept. 30	4th Quarter Ending Dec. 31	TOTAL	Unreleased Appropriations	Unobligated Allotments	Unpaid Obligations (15-20)=(23+24)	
																						Due and Demandable	Not Yet Due and Demandable
1	2	3	4	5=(3+4)	6	7	8	9	10=[(6+(-7)-8+9)]	11	12	13	14	15=(11+12+13+14)	16	17	18	19	20=(16+17+18+19)	21=[5-10]	22=[10-15]	23	24
Pension and Gratuity Fund		0.00	2,647,968.00	2,647,968.00	0.00	2,647,968.00	0.00	0.00	2,647,968.00	0.00	0.00	2,647,966.60	0.00	2,647,966.60	0.00	0.00	2,647,966.60	0.00	2,647,966.60	0.00	1.40	0.00	0.00
Other Personnel Benefits	5010400000	0.00	2,647,968.00	2,647,968.00	0.00	2,647,968.00	0.00	0.00	2,647,968.00	0.00	0.00	2,647,966.60	0.00	2,647,966.60	0.00	0.00	2,647,966.60	0.00	2,647,966.60	0.00	1.40	0.00	0.00
Other Personnel Benefits		0.00	2,647,968.00	2,647,968.00	0.00	2,647,968.00	0.00	0.00	2,647,968.00	0.00	0.00	2,647,966.60	0.00	2,647,966.60	0.00	0.00	2,647,966.60	0.00	2,647,966.60	0.00	1.40	0.00	0.00
Terminal Leave Benefits - Civilian	5010403001	0.00	2,546,816.82	2,546,816.82	0.00	2,546,816.82	0.00	0.00	2,546,816.82	0.00	0.00	2,546,815.42	0.00	2,546,815.42	0.00	0.00	2,546,815.42	0.00	2,546,815.42	0.00	1.40		0.00
Other Personnel Benefits	5010499099	0.00	101,151.18	101,151.18	0.00	101,151.18	0.00	0.00	101,151.18	0.00	0.00	101,151.18	0.00	101,151.18	0.00	0.00	101,151.18	0.00	101,151.18	0.00	0.00		0.00
GRAND TOTAL		156,208,000.00	20,476,976.00	176,684,976.00	156,962,974.00	19,722,002.00	0.00	0.00	176,684,976.00	50,406,667.20	46,676,064.29	41,341,880.40	37,532,772.06	175,957,383.95	31,033,729.97	62,005,067.28	41,644,798.73	45,649,378.11	170,332,974.09	0.00	727,592.05	4,554,366.88	1,070,042.98

Certified Correct:  
  
 ERAMAE V. INOCENCIO  
 Chief, Budget Section  
 Date: 20/01/2023 11:13

Certified Correct:  
  
 SHIENNA LYN D. ATIENZA  
 Chief, Accounting Section  
 Date: 2023-01-20 11:13:03

Recommending Approval:  
  
 GINA C. TOMIMBANG  
 Chief, FAD  
 Date: 2023-01-20 11:19:33

Approved By:  
  
 JULIETA B. LANSANGAN  
 Officer-in-Charge  
 Date: 20/01/2023 11:24

STATEMENT OF APPROPRIATIONS, ALLOTMENTS, OBLIGATIONS, DISBURSEMENTS AND BALANCES


As at the Quarter Ending December 31, 2022


Department : Department of Agriculture (DA)  
 Agency/Enti : Fertilizer and Pesticide Authority  
 Operating : < not applicable >  
 Organization : 05 005 0000000  
 Code (IACS) :  
 Fund : 01 Regular Agency Fund

	Current Year Appropriations
	Supplemental Appropriations
X	Continuing Appropriations


(e.g. UACS Fund Cluster: 01-Regular Agency Fund, 02-Foreign Assisted Projects Fund, 03-Special Account-Locally Funded/Domestic Grants Fund, and 04-Special Account-Foreign Assisted/Foreign Grants Fund)

Particulars	UACS CODE	Appropriations			Allotments			Current Year Obligations							Current Year Disbursements					Balances			
		Authorized Appropriations	Adjustments (Transfer To/From, Realignment)	Adjusted Appropriations	Allotments Received	Adjustments (Withdrawal, Realignment)	Transfer To	Transfer From	Adjusted Total Allotments	1st Quarter Ending March 31	2nd Quarter Ending June 30	3rd Quarter Ending September 30	4th Quarter Ending December 31	TOTAL	1st Quarter Ending March 31	2nd Quarter Ending June 30	3rd Quarter Ending September 30	4th Quarter Ending December 31	TOTAL	Unreleased Appropriations	Unobligated Allotments	Unpaid Obligations (15-20)=(23+24)	
		3	4	5=(3+4)	6	7	8	9	10=[(6+)-(7)-8+9]	11	12	13	14	15=(11+12+13+14)	16	17	18	19	20=(16+17+18+19)	21=(5-10)	22=(10-15)	23	24
I. Continuing Appropriations		143,932.85	0.00	143,932.85	143,932.85	0.00	0.00	0.00	143,932.85	0.00	17,000.00	37,100.00	85,303.50	139,403.50	0.00	0.00	27,250.00	101,303.50	128,553.50	0.00	4,529.35	10,850.00	0.00
I. Agency Specific Budget		143,932.85	0.00	143,932.85	143,932.85	0.00	0.00	0.00	143,932.85	0.00	17,000.00	37,100.00	85,303.50	139,403.50	0.00	0.00	27,250.00	101,303.50	128,553.50	0.00	4,529.35	10,850.00	0.00
General Administration and Support	10000000000000	118,703.74	0.00	118,703.74	118,703.74	0.00	0.00	0.00	118,703.74	0.00	17,000.00	37,100.00	64,536.00	118,636.00	0.00	0.00	27,250.00	80,536.00	107,786.00	0.00	67.74	10,850.00	0.00
General Management and Supervision	100000100001000	118,703.74	0.00	118,703.74	118,703.74	0.00	0.00	0.00	118,703.74	0.00	17,000.00	37,100.00	64,536.00	118,636.00	0.00	0.00	27,250.00	80,536.00	107,786.00	0.00	67.74	10,850.00	0.00
MOOE		118,703.74	0.00	118,703.74	118,703.74	0.00	0.00	0.00	118,703.74	0.00	17,000.00	37,100.00	64,536.00	118,636.00	0.00	0.00	27,250.00	80,536.00	107,786.00	0.00	67.74	10,850.00	0.00
Sub-Total, General Administration and Support		118,703.74	0.00	118,703.74	118,703.74	0.00	0.00	0.00	118,703.74	0.00	17,000.00	37,100.00	64,536.00	118,636.00	0.00	0.00	27,250.00	80,536.00	107,786.00	0.00	67.74	10,850.00	0.00
PS		0.00	0.00	0.00	0.00	0.00	0.00	0.00	0.00	0.00	0.00	0.00	0.00	0.00	0.00	0.00	0.00	0.00	0.00	0.00	0.00	0.00	0.00
MOOE		118,703.74	0.00	118,703.74	118,703.74	0.00	0.00	0.00	118,703.74	0.00	17,000.00	37,100.00	64,536.00	118,636.00	0.00	0.00	27,250.00	80,536.00	107,786.00	0.00	67.74	10,850.00	0.00
FinEx (if Applicable)		0.00	0.00	0.00	0.00	0.00	0.00	0.00	0.00	0.00	0.00	0.00	0.00	0.00	0.00	0.00	0.00	0.00	0.00	0.00	0.00	0.00	0.00
CO		0.00	0.00	0.00	0.00	0.00	0.00	0.00	0.00	0.00	0.00	0.00	0.00	0.00	0.00	0.00	0.00	0.00	0.00	0.00	0.00	0.00	0.00
Operations	30000000000000	25,229.11	0.00	25,229.11	25,229.11	0.00	0.00	0.00	25,229.11	0.00	0.00	0.00	20,767.50	20,767.50	0.00	0.00	0.00	20,767.50	20,767.50	0.00	4,461.61	0.00	0.00
UO : Fertilizer and pesticide products and handlers regulated FERTILIZER AND PESTICIDE REGULATORY Quality Control and Inspection	310100100001000	123.14	0.00	123.14	123.14	0.00	0.00	0.00	123.14	0.00	0.00	0.00	0.00	0.00	0.00	0.00	0.00	0.00	0.00	0.00	123.14	0.00	0.00
MOOE		123.14	0.00	123.14	123.14	0.00	0.00	0.00	123.14	0.00	0.00	0.00	0.00	0.00	0.00	0.00	0.00	0.00	0.00	0.00	123.14	0.00	0.00
Registration and Licensing	310100100002000	25,105.97	0.00	25,105.97	25,105.97	0.00	0.00	0.00	25,105.97	0.00	0.00	0.00	20,767.50	20,767.50	0.00	0.00	0.00	20,767.50	20,767.50	0.00	4,338.47	0.00	0.00
MOOE		25,105.97	0.00	25,105.97	25,105.97	0.00	0.00	0.00	25,105.97	0.00	0.00	0.00	20,767.50	20,767.50	0.00	0.00	0.00	20,767.50	20,767.50	0.00	4,338.47	0.00	0.00
Sub-Total, Operations		25,229.11	0.00	25,229.11	25,229.11	0.00	0.00	0.00	25,229.11	0.00	0.00	0.00	20,767.50	20,767.50	0.00	0.00	0.00	20,767.50	20,767.50	0.00	4,461.61	0.00	0.00
PS		0.00	0.00	0.00	0.00	0.00	0.00	0.00	0.00	0.00	0.00	0.00	0.00	0.00	0.00	0.00	0.00	0.00	0.00	0.00	0.00	0.00	0.00
MOOE		25,229.11	0.00	25,229.11	25,229.11	0.00	0.00	0.00	25,229.11	0.00	0.00	0.00	20,767.50	20,767.50	0.00	0.00	0.00	20,767.50	20,767.50	0.00	4,461.61	0.00	0.00
FinEx (if Applicable)		0.00	0.00	0.00	0.00	0.00	0.00	0.00	0.00	0.00	0.00	0.00	0.00	0.00	0.00	0.00	0.00	0.00	0.00	0.00	0.00	0.00	0.00
CO		0.00	0.00	0.00	0.00	0.00	0.00	0.00	0.00	0.00	0.00	0.00	0.00	0.00	0.00	0.00	0.00	0.00	0.00	0.00	0.00	0.00	0.00
GRAND TOTAL		143,932.85	0.00	143,932.85	143,932.85	0.00	0.00	0.00	143,932.85	0.00	17,000.00	37,100.00	85,303.50	139,403.50	0.00	0.00	27,250.00	101,303.50	128,553.50	0.00	4,529.35	10,850.00	0.00
PS		0.00	0.00	0.00	0.00	0.00	0.00	0.00	0.00	0.00	0.00	0.00	0.00	0.00	0.00	0.00	0.00	0.00	0.00	0.00	0.00	0.00	0.00
MOOE		143,932.85	0.00	143,932.85	143,932.85	0.00	0.00	0.00	143,932.85	0.00	17,000.00	37,100.00	85,303.50	139,403.50	0.00	0.00	27,250.00	101,303.50	128,553.50	0.00	4,529.35	10,850.00	0.00
FinEx (if Applicable)		0.00	0.00	0.00	0.00	0.00	0.00	0.00	0.00	0.00	0.00	0.00	0.00	0.00	0.00	0.00	0.00	0.00	0.00	0.00	0.00	0.00	0.00
CO		0.00	0.00	0.00	0.00	0.00	0.00	0.00	0.00	0.00	0.00	0.00	0.00	0.00	0.00	0.00	0.00	0.00	0.00	0.00	0.00	0.00	0.00

Certified Correct:  
  
**ERAMAE V. INNOCENCIO**  
 Chief, Budget Section  
 D 2023-01-20 11:11:07

Certified Correct:  
  
**SHIENNA L. D. ATIENZA**  
 Chief, Accounting Section  
 Date: 2023-01-20

Recommending Approval:  
  
**GINA C. TOMIMBANG**  
 Chief, FAD  
 Date: 2023-01-20 11:21:59

Approved By:  
  
**JULIETA B. LANSANGAN**  
 Officer-in-Charge  
 Date: 2023-01-20 11:24:27

SUMMARY OF APPROPRIATIONS, ALLOTMENTS, OBLIGATIONS, DISBURSEMENTS AND BALANCES BY OBJECT OF EXPENDITURES

As at the Quarter Ending December 31, 2022

Department: Department of Agriculture (DA)  
 Agency/Entity: Fertilizer and Pesticide Authority  
 Operating Unit: < not applicable >  
 Organization Code 05 005 0000000  
 Fund Cluster: 01 Regular Agency Fund

	Current Year Appropriations
	Supplemental Appropriations
X	Continuing Appropriations

(e.g. UACS Fund Cluster: 01-Regular Agency Fund, 02-Foreign Assisted Projects Fund, 03-Special Account-Locally Funded/Domestic Grants Fund, and 04-Special Account-Foreign Assisted/Foreign Grants Fund)

Particulars	UACS CODE	Appropriations			Allotments					Obligations					Disbursements					Balances			
		Authorized Appropriations	Adjustments (Transfer To/From, Modifications/Augmentations)	Adjusted Appropriations	Allotments Received	Adjustments (Reductions, Modifications/Augmentations)	Transfer To	Transfer From	Adjusted Allotments	1st Quarter Ending March 31	2nd Quarter Ending June 30	3rd Quarter Ending Sept. 30	4th Quarter Ending Dec. 31	TOTAL	1st Quarter Ending March 31	2nd Quarter Ending June 30	3rd Quarter Ending Sept. 30	4th Quarter Ending Dec. 31	TOTAL	Unreleased Appropriations	Unobligated Allotments	Unpaid Obligations (15-20)=(23+24)	
																						Due and Demandable	Not Yet Due and Demandable
1	2	3	4	5=(3+4)	6	7	8	9	10=[(6+(-7))-8+9]	11	12	13	14	15=(11+12+13+14)	16	17	18	19	20=(16+17+18+19)	21=(5-16)	22=(10-15)	23	24
SUMMARY		143,932.85	0.00	143,932.85	143,932.85	0.00	0.00	0.00	143,932.85	0.00	17,000.00	37,100.00	85,303.50	139,403.50	0.00	0.00	27,250.00	101,303.50	128,553.50	0.00	4,529.35	10,850.00	0.00
I. CONTINUING APPROPRIATIONS		143,932.85	0.00	143,932.85	143,932.85	0.00	0.00	0.00	143,932.85	0.00	17,000.00	37,100.00	85,303.50	139,403.50	0.00	0.00	27,250.00	101,303.50	128,553.50	0.00	4,529.35	10,850.00	0.00
I. Agency Specific Budget		143,932.85	0.00	143,932.85	143,932.85	0.00	0.00	0.00	143,932.85	0.00	17,000.00	37,100.00	85,303.50	139,403.50	0.00	0.00	27,250.00	101,303.50	128,553.50	0.00	4,529.35	10,850.00	0.00
Maintenance and Other Operating Expenses		143,932.85	0.00	143,932.85	143,932.85	0.00	0.00	0.00	143,932.85	0.00	17,000.00	37,100.00	85,303.50	139,403.50	0.00	0.00	27,250.00	101,303.50	128,553.50	0.00	4,529.35	10,850.00	0.00
Traveling Expenses	502010000	67,577.46	13,424.04	81,001.50	67,577.46	13,424.04	0.00	0.00	81,001.50	0.00	0.00	12,500.00	68,501.50	81,001.50	0.00	0.00	10,250.00	59,901.50	70,151.50	0.00	0.00	10,850.00	0.00
Traveling Expenses - Local	502010100	67,577.46	13,424.04	81,001.50	67,577.46	13,424.04	0.00	0.00	81,001.50	0.00	0.00	12,500.00	68,501.50	81,001.50	0.00	0.00	10,250.00	59,901.50	70,151.50	0.00	0.00	10,850.00	0.00
Supplies and Materials Expenses	502030000	375.37	5,900.00	6,275.37	375.37	5,900.00	0.00	0.00	6,275.37	0.00	0.00	0.00	5,900.00	5,900.00	0.00	0.00	0.00	5,900.00	5,900.00	0.00	375.37	0.00	0.00
Office Supplies Expenses	502030100	375.37	0.00	375.37	375.37	0.00	0.00	0.00	375.37	0.00	0.00	0.00	0.00	0.00	0.00	0.00	0.00	0.00	0.00	0.00	375.37	0.00	0.00
Office Supplies Expenses	502030102	375.37	0.00	375.37	375.37	0.00	0.00	0.00	375.37	0.00	0.00	0.00	0.00	0.00	0.00	0.00	0.00	0.00	0.00	0.00	375.37	0.00	0.00
Fuel, Oil and Lubricants Expenses	502030900	0.00	5,500.00	5,500.00	0.00	5,500.00	0.00	0.00	5,500.00	0.00	0.00	0.00	5,500.00	5,500.00	0.00	0.00	0.00	5,500.00	5,500.00	0.00	0.00	0.00	0.00
Other Supplies and Materials Expenses	502039900	0.00	400.00	400.00	0.00	400.00	0.00	0.00	400.00	0.00	0.00	0.00	400.00	400.00	0.00	0.00	0.00	400.00	400.00	0.00	0.00	0.00	0.00
Utility Expenses	502040000	120.14	0.00	120.14	120.14	0.00	0.00	0.00	120.14	0.00	0.00	0.00	0.00	0.00	0.00	0.00	0.00	0.00	0.00	0.00	120.14	0.00	0.00
Electricity Expenses	502040200	120.14	0.00	120.14	120.14	0.00	0.00	0.00	120.14	0.00	0.00	0.00	0.00	0.00	0.00	0.00	0.00	0.00	0.00	0.00	120.14	0.00	0.00
Communication Expenses	502050000	11.00	(10.00)	1.00	11.00	(10.00)	0.00	0.00	1.00	0.00	0.00	0.00	0.00	0.00	0.00	0.00	0.00	0.00	0.00	0.00	1.00	0.00	0.00
Telephone Expenses	502050200	10.00	(10.00)	0.00	10.00	(10.00)	0.00	0.00	0.00	0.00	0.00	0.00	0.00	0.00	0.00	0.00	0.00	0.00	0.00	0.00	0.00	0.00	0.00
Landline	502050202	10.00	(10.00)	0.00	10.00	(10.00)	0.00	0.00	0.00	0.00	0.00	0.00	0.00	0.00	0.00	0.00	0.00	0.00	0.00	0.00	0.00	0.00	0.00
Internet Subscription Expenses	502050300	1.00	0.00	1.00	1.00	0.00	0.00	0.00	1.00	0.00	0.00	0.00	0.00	0.00	0.00	0.00	0.00	0.00	0.00	0.00	1.00	0.00	0.00
General Services	502120000	317.81	0.00	317.81	317.81	0.00	0.00	0.00	317.81	0.00	0.00	0.00	0.00	0.00	0.00	0.00	0.00	0.00	0.00	0.00	317.81	0.00	0.00
Security Services	502120300	317.81	0.00	317.81	317.81	0.00	0.00	0.00	317.81	0.00	0.00	0.00	0.00	0.00	0.00	0.00	0.00	0.00	0.00	0.00	317.81	0.00	0.00
Repairs and Maintenance	502130000	65,622.96	(17,807.93)	47,815.03	65,622.96	(17,807.93)	0.00	0.00	47,815.03	0.00	17,000.00	24,600.00	2,500.00	44,100.00	0.00	0.00	17,030.00	27,100.00	44,100.00	0.00	3,719.03	0.00	0.00
Repairs and Maintenance - Buildings and Other	502130400	65,620.96	(20,307.93)	45,313.03	65,620.96	(20,307.93)	0.00	0.00	45,313.03	0.00	17,000.00	24,600.00	0.00	41,600.00	0.00	0.00	17,030.00	24,600.00	41,600.00	0.00	3,719.03	0.00	0.00
Buildings	502130401	65,620.96	(20,307.93)	45,313.03	65,620.96	(20,307.93)	0.00	0.00	45,313.03	0.00	17,000.00	24,600.00	0.00	41,600.00	0.00	0.00	17,030.00	24,600.00	41,600.00	0.00	3,719.03	0.00	0.00
Repairs and Maintenance - Transportation	502130600	2.00	2,500.00	2,502.00	2.00	2,500.00	0.00	0.00	2,502.00	0.00	0.00	0.00	2,500.00	2,500.00	0.00	0.00	0.00	2,500.00	2,500.00	0.00	2.00	0.00	0.00
Motor Vehicles	502130601	2.00	2,500.00	2,502.00	2.00	2,500.00	0.00	0.00	2,502.00	0.00	0.00	0.00	2,500.00	2,500.00	0.00	0.00	0.00	2,500.00	2,500.00	0.00	2.00	0.00	0.00
Other Maintenance and Operating Expenses	502990000	9,908.11	(1,506.11)	8,402.00	9,908.11	(1,506.11)	0.00	0.00	8,402.00	0.00	0.00	0.00	8,402.00	8,402.00	0.00	0.00	0.00	8,402.00	8,402.00	0.00	0.00	0.00	0.00
Printing and Publication Expenses	502990200	671.98	28.02	700.00	671.98	28.02	0.00	0.00	700.00	0.00	0.00	0.00	700.00	700.00	0.00	0.00	0.00	700.00	700.00	0.00	0.00	0.00	0.00
Representation Expenses	502990300	9,236.12	(3,624.12)	5,612.00	9,236.12	(3,624.12)	0.00	0.00	5,612.00	0.00	0.00	0.00	5,612.00	5,612.00	0.00	0.00	0.00	5,612.00	5,612.00	0.00	0.00	0.00	0.00

This report was generated using the Unified Reporting System on null version.FAR1A.1.1 ; Status : SUBMITTED





Department: Department of Agriculture (DA)  
 Agency/Entity: Fertilizer and Pesticide Authority  
 Operating Unit: < not applicable >  
 Organization Code 05 005 0000000  
 Fund Cluster: 01 Regular Agency Fund


	Current Year Appropriation
	Supplemental Appropriation
X	Continuing Appropriation


(e.g. UACS Fund Cluster: 01-Regular Agency Fund, 02-Foreign Assisted Projects Fund, 03-Special Account-Locally Funded/Domestic Grants Fund, and 04-Special Account-Foreign Assisted/Foreign Grants Fund)

Particulars	UACS CODE	Appropriations			Allotments				Obligations					Disbursements					Balances				
		Authorized Appropriations	Adjustments (Transfer To/From, Modifications/Augmentations)	Adjusted Appropriations	Allotments Received	Adjustments (Reductions, Modifications/Augmentations)	Transfer To	Transfer From	Adjusted Allotments	1st Quarter Ending March 31	2nd Quarter Ending June 30	3rd Quarter Ending Sept. 30	4th Quarter Ending Dec. 31	TOTAL	1st Quarter Ending March 31	2nd Quarter Ending June 30	3rd Quarter Ending Sept. 30	4th Quarter Ending Dec. 31	TOTAL	Unreleased Appropriations	Unobligated Allotments	Unpaid Obligations (15-20)=(23+24)	
1	2	3	4	5=(3+4)	6	7	8	9	10=[(6+(-)7)-8+9]	11	12	13	14	15=(11+12+13+14)	16	17	18	19	20=(16+17+18+19)	21=(5-10)	22=(10-15)	23	24
Subscription Expenses	5029907000	0.01	2,089.99	2,090.00	0.01	2,089.99	0.00	0.00	2,090.00	0.00	0.00	0.00	2,090.00	2,090.00	0.00	0.00	0.00	2,090.00	2,090.00	0.00	0.00	0.00	0.00
Library and Other Reading Materials	5029907004	0.01	2,089.99	2,090.00	0.01	2,089.99	0.00	0.00	2,090.00	0.00	0.00	0.00	2,090.00	2,090.00	0.00	0.00	0.00	2,090.00	2,090.00	0.00	0.00	0.00	0.00
<b>GRAND TOTAL</b>		143,932.85	0.00	143,932.85	143,932.85	0.00	0.00	0.00	143,932.85	0.00	17,000.00	37,100.00	85,303.50	139,403.50	0.00	0.00	27,250.00	101,303.50	128,553.50	0.00	4,529.35	10,850.00	0.00

**Certified Correct:**  
  
 ERAMAE V. INOCENCIO  
 Chief, Budget Section  
 2023-01-20 11:13:03

**Certified Correct:**  
  
 SHIENNA LYNN D. ATIENZA  
 Chief, Accounting Section  
 Date: 2023-01-20 11:13:03

**Recommending Approval:**  
  
 GINA C. TOMIMBANG  
 Chief, FAD  
 Date: 2023-01-20 11:19:33

**Approved By:**  
  
 JULIETA B. LANSANGAN  
 Officer-in-Charge  
 Date: 2023-01-20 11:24:50


**List of Allotments and Sub-Allotments  
As at the quarter ending December 31, 2022**


Department : Department of Agriculture (DA)  
 Agency/Entity : Fertilizer and Pesticide Authority  
 Operating Unit : < not applicable >  
 Organization Code (UACS) : 05 005 0000000  
 Fund Cluster : 01 Regular Agency Fund


X	Current Year Appropriations
	Supplemental Appropriations
	Continuing Appropriations


(e.g. UACS Fund Cluster: 01-Regular Agency Fund, 02-Foreign Assisted Projects Fund, 03-Special Account-Locally Funded/Domestic Grants Fund, and 04-Special Account-Foreign Assisted/Foreign Grants Fund)

Allotments/Sub-Allotments Reference			Funding Source		Allotments/Sub-Allotments received from CO/ROs/OUs					Sub-Allotments to ROs/OUs					Total Allotments/Net of Sub-allotments				
No.	Number	Date	Description	UACS Code	PS	MOOE	FinEx	CO	Sub-Total	PS	MOOE	FinEx	CO	TOTAL	PS	MOOE	FinEx	CO	TOTAL
1	2	3	4	5	6	7	8	9	10=(6+7+8+9)	11	12	13	14	15=	16=(6+11)	17=(7+12)	18=(8+13)	19=(9+14)	20=
<b>A. Allotments received from DBM</b>																			
1	COMPREHENSIVE RELEASE PER ANNEX A AND A-1 OF NBC NO. 587	2022-01-11	Specific Budgets of National Government Agencies	101101	89,118,000.00	55,923,000.00	0.00	3,325,000.00	148,366,000.00	0.00	0.00	0.00	0.00	0.00	89,118,000.00	55,923,000.00	0.00	3,325,000.00	148,366,000.00
2	COMPREHENSIVE RELEASE PER ANNEX A AND A-1 OF NBC NO. 587	2022-01-11	Retirement and Life Insurance Premiums	104102	7,842,000.00	0.00	0.00	0.00	7,842,000.00	0.00	0.00	0.00	0.00	0.00	7,842,000.00	0.00	0.00	0.00	7,842,000.00
3	SARO-BMB-E-22-0000519	2022-01-31	Miscellaneous Personnel Benefits Fund	101406	2,968,120.00	0.00	0.00	0.00	2,968,120.00	0.00	0.00	0.00	0.00	0.00	2,968,120.00	0.00	0.00	0.00	2,968,120.00
4	SARO-BMB-E-22-0005646	2022-07-15	Miscellaneous Personnel Benefits Fund	101406	3,040,613.00	0.00	0.00	0.00	3,040,613.00	0.00	0.00	0.00	0.00	0.00	3,040,613.00	0.00	0.00	0.00	3,040,613.00
5	SARO-BMB-E-22-0005792	2022-07-22	Pension and Gratuity Fund	101407	1,897,121.00	0.00	0.00	0.00	1,897,121.00	0.00	0.00	0.00	0.00	0.00	1,897,121.00	0.00	0.00	0.00	1,897,121.00
6	SARO-BMB-E-22-0006973	2022-08-18	Pension and Gratuity Fund	101407	101,152.00	0.00	0.00	0.00	101,152.00	0.00	0.00	0.00	0.00	0.00	101,152.00	0.00	0.00	0.00	101,152.00
7	SARO-BMB-E-22-0006995	2022-08-18	Pension and Gratuity Fund	101407	649,695.00	0.00	0.00	0.00	649,695.00	0.00	0.00	0.00	0.00	0.00	649,695.00	0.00	0.00	0.00	649,695.00
8	SARO-BMB-E-22-0007759	2022-09-05	Miscellaneous Personnel Benefits Fund	101406	11,065,301.00	0.00	0.00	0.00	11,065,301.00	0.00	0.00	0.00	0.00	0.00	11,065,301.00	0.00	0.00	0.00	11,065,301.00
9	SARO-BMB-E-22-0007760	2022-09-05	Retirement and Life Insurance Premiums	104102	754,974.00	0.00	0.00	0.00	754,974.00	0.00	0.00	0.00	0.00	0.00	754,974.00	0.00	0.00	0.00	754,974.00
<b>Sub-Total</b>					<b>117,436,976.00</b>	<b>55,923,000.00</b>	<b>0.00</b>	<b>3,325,000.00</b>	<b>176,684,976.00</b>	<b>0.00</b>	<b>0.00</b>	<b>0.00</b>	<b>0.00</b>	<b>0.00</b>	<b>117,436,976.00</b>	<b>55,923,000.00</b>	<b>0.00</b>	<b>3,325,000.00</b>	<b>176,684,976.00</b>
<b>B. Sub-allotments received from Central Office/Regional Office</b>																			
					0.00	0.00	0.00	0.00	0.00	0.00	0.00	0.00	0.00	0.00	0.00	0.00	0.00	0.00	0.00
<b>Sub-Total</b>					<b>0.00</b>	<b>0.00</b>	<b>0.00</b>	<b>0.00</b>	<b>0.00</b>	<b>0.00</b>	<b>0.00</b>	<b>0.00</b>	<b>0.00</b>	<b>0.00</b>	<b>0.00</b>	<b>0.00</b>	<b>0.00</b>	<b>0.00</b>	<b>0.00</b>
<b>Total Allotments</b>					<b>117,436,976.00</b>	<b>55,923,000.00</b>	<b>0.00</b>	<b>3,325,000.00</b>	<b>176,684,976.00</b>	<b>0.00</b>	<b>0.00</b>	<b>0.00</b>	<b>0.00</b>	<b>0.00</b>	<b>117,436,976.00</b>	<b>55,923,000.00</b>	<b>0.00</b>	<b>3,325,000.00</b>	<b>176,684,976.00</b>
<b>Summary by Funding Source Code:</b>																			
Specific Budgets of National Government Agencies				101101	89,118,000.00	55,923,000.00	0.00	3,325,000.00	148,366,000.00	0.00	0.00	0.00	0.00	0.00	89,118,000.00	55,923,000.00	0.00	3,325,000.00	148,366,000.00
Miscellaneous Personnel Benefits Fund				101406	17,074,034.00	0.00	0.00	0.00	17,074,034.00	0.00	0.00	0.00	0.00	0.00	17,074,034.00	0.00	0.00	0.00	17,074,034.00
Pension and Gratuity Fund				101407	2,647,968.00	0.00	0.00	0.00	2,647,968.00	0.00	0.00	0.00	0.00	0.00	2,647,968.00	0.00	0.00	0.00	2,647,968.00
Retirement and Life Insurance Premiums				104102	8,596,974.00	0.00	0.00	0.00	8,596,974.00	0.00	0.00	0.00	0.00	0.00	8,596,974.00	0.00	0.00	0.00	8,596,974.00

**Certified Correct:**  
  
**ERAMAE V. INOCENCIO**  
 Chief, Budget Section  
 Date: 2023-01-20 11:22:09

**Certified Correct:**  
  
**SHIENNA LYN D. ATIENZA**  
 Chief, Accounting Section  
 Date: 2023-01-20 11:22:09

**Recommending Approval:**  
  
**GINA C. TOMIMBANG**  
 Chief, FAD  
 Date: 2023-01-20 11:23:21

**Approved By:**  
  
**JULIETA B. LANSANGAN**  
 Officer-in-Charge  
 Date: 2023-01-20 11:25:15

### AGING OF UNPAID OBLIGATIONS

As at December 31, 2022

**Department:** Department of Agriculture (DA)  
**Agency:** Fertilizer and Pesticide Authority  
**Operating Unit:** < not applicable >  
**Organization Code (UACS) :** 05 005 0000000

Name of Creditors	Obligation Request and Status			AGING OF UNPAID OBLIGATIONS							Remarks
	Number	Date	Amount	Amount	90 days & below	91 to 180 days	181 to 270 days	271 to 365/366 days	More than 1 year but less than	More than 2 years	
				5=(6+7+8+9+10+11)	6	7	8	9	10	11	
<b>A. Due and Demandable Obligations (Accounts Payable)*</b>			4,653,988.58	4,653,988.58	4,537,924.61	10,728.07	23,832.55	0.00	81,503.35	0.00	
<b>A.1 Current Year's Appropriations</b>			4,572,485.23	4,572,485.23	4,537,924.61	10,728.07	23,832.55	0.00	0.00	0.00	
<b>Personnel Services</b>			1,957,174.83	1,957,174.83	1,931,858.32	1,483.96	23,832.55	0.00	0.00	0.00	
C. TO	01-01101101-2022-12-0173	2022-12-22	13,581.86	13,581.86	13,581.86	0.00	0.00	0.00	0.00	0.00	
E. BOJOS	01-01101101-2022-12-0172	2022-12-22	17,021.96	17,021.96	17,021.96	0.00	0.00	0.00	0.00	0.00	
FPA PAYROLL FUND	01-01101101-2022-04-0039	2022-04-04	1,311.12	1,311.12	0.00	0.00	1,311.12	0.00	0.00	0.00	
FPA PAYROLL FUND	01-01101101-2022-09-0117	2022-09-09	0.01	0.01	0.00	0.01	0.00	0.00	0.00	0.00	
FPA PAYROLL FUND	01-01101101-2022-12-0154	2022-12-07	315,015.72	315,015.72	315,015.72	0.00	0.00	0.00	0.00	0.00	
FPA PAYROLL FUND	01-01101101-2022-12-0155	2022-12-07	262,084.69	262,084.69	262,084.69	0.00	0.00	0.00	0.00	0.00	
FPA PAYROLL FUND	01-01101101-2022-12-0156	2022-12-07	320,823.40	320,823.40	320,823.40	0.00	0.00	0.00	0.00	0.00	
FPA PAYROLL FUND	01-01101101-2022-12-0158	2022-12-09	1,503.19	1,503.19	1,503.19	0.00	0.00	0.00	0.00	0.00	
FPA PAYROLL FUND	01-01101101-2022-12-0165	2022-12-15	163,292.11	163,292.11	163,292.11	0.00	0.00	0.00	0.00	0.00	
FPA PAYROLL FUND	01-01101101-2022-12-0180	2022-12-23	18,725.45	18,725.45	18,725.45	0.00	0.00	0.00	0.00	0.00	
FPA PAYROLL FUND	01-01101101-2022-12-0182	2022-12-23	37,084.67	37,084.67	37,084.67	0.00	0.00	0.00	0.00	0.00	
FPA PAYROLL FUND	01-01101101-2022-12-0188	2022-12-29	35,127.69	35,127.69	35,127.69	0.00	0.00	0.00	0.00	0.00	
FPA PAYROLL FUND	01-01101101-2022-12-0189	2022-12-29	117,576.56	117,576.56	117,576.56	0.00	0.00	0.00	0.00	0.00	
FPA PAYROLL FUND	01-01101101-2022-12-0190	2022-12-29	287,481.00	287,481.00	287,481.00	0.00	0.00	0.00	0.00	0.00	
FPA PAYROLL FUND	01-01101101-2022-12-0191	2022-12-29	203,784.00	203,784.00	203,784.00	0.00	0.00	0.00	0.00	0.00	
FPA PAYROLL FUND	01-01101101-2022-05-0055	2022-05-05	21,098.92	21,098.92	0.00	0.00	21,098.92	0.00	0.00	0.00	
FPA PAYROLL FUND	01-01101101-2022-07-0083	2022-07-07	1,483.95	1,483.95	0.00	1,483.95	0.00	0.00	0.00	0.00	
J. ROMUALDEZ	01-01101101-2022-12-0192	2022-12-29	10,000.00	10,000.00	10,000.00	0.00	0.00	0.00	0.00	0.00	
J. UMEREZ	01-01101101-2022-12-0175	2022-12-27	17,021.96	17,021.96	17,021.96	0.00	0.00	0.00	0.00	0.00	
L. CONDE	01-01101101-2022-12-0170	2022-12-20	21,299.03	21,299.03	21,299.03	0.00	0.00	0.00	0.00	0.00	
M. CUENTO	01-01101101-2022-12-0177	2022-12-22	4,436.45	4,436.45	4,436.45	0.00	0.00	0.00	0.00	0.00	
M. QUERIJERO	01-01101101-2022-12-0171	2022-12-22	11,142.57	11,142.57	11,142.57	0.00	0.00	0.00	0.00	0.00	

**Department:** Department of Agriculture (DA)  
**Agency:** Fertilizer and Pesticide Authority  
**Operating Unit:** < not applicable >  
**Organization Code (UACS):** 05 005 0000000

Name of Creditors	Obligation Request and Status			AGING OF UNPAID OBLIGATIONS							Remarks	
	Number	Date	Amount	Amount	90 days & below	91 to 180 days	181 to 270 days	271 to 365/366 days	More than 1 year but less than	More than 2 years		
				5=(6+7+8+9+10+11)	6	7	8	9	10	11		12
R. ALMOITE	01-01101101-2022-12-0178	2022-12-22	2,235.68	2,235.68	2,235.68	0.00	0.00	0.00	0.00	0.00	0.00	
R. MALAZAR	01-01101101-2022-12-0174	2022-12-22	17,021.96	17,021.96	17,021.96	0.00	0.00	0.00	0.00	0.00	0.00	
R. MAYUGA	01-01101101-2022-12-0176	2022-12-22	1,907.70	1,907.70	1,907.70	0.00	0.00	0.00	0.00	0.00	0.00	
S. BINOBO	01-01101101-2022-12-0169	2022-12-20	33,472.75	33,472.75	33,472.75	0.00	0.00	0.00	0.00	0.00	0.00	
S. NAPOLES	01-01101101-2022-05-0062	2022-05-20	1,422.51	1,422.51	0.00	0.00	1,422.51	0.00	0.00	0.00	0.00	
W. ROLDAN	01-01101101-2022-12-0152	2022-12-05	20,217.92	20,217.92	20,217.92	0.00	0.00	0.00	0.00	0.00	0.00	
<b>Maintenance and Other Operating Expenses</b>			<b>2,594,738.97</b>	<b>2,594,738.97</b>	<b>2,585,494.86</b>	<b>9,244.11</b>	<b>0.00</b>	<b>0.00</b>	<b>0.00</b>	<b>0.00</b>	<b>0.00</b>	
A. ALEJAR	02-01101101-2022-12-2067	2022-12-02	900.00	900.00	900.00	0.00	0.00	0.00	0.00	0.00	0.00	
A. ALEJAR	02-01101101-2022-12-2247	2022-12-19	300.00	300.00	300.00	0.00	0.00	0.00	0.00	0.00	0.00	
A. ARAUSA, JR.	02-01101101-2022-12-2342	2022-12-29	186.50	186.50	186.50	0.00	0.00	0.00	0.00	0.00	0.00	
A. ARAUSA, JR.	02-01101101-2022-12-2396	2022-12-28	8,280.00	8,280.00	8,280.00	0.00	0.00	0.00	0.00	0.00	0.00	
A. ARAUSA, JR.	02-01101101-2022-12-2408	2022-12-28	4,239.14	4,239.14	4,239.14	0.00	0.00	0.00	0.00	0.00	0.00	
A. ARAUSA, JR.	02-01101101-2022-12-2508	2022-12-29	386.89	386.89	386.89	0.00	0.00	0.00	0.00	0.00	0.00	
A. BORNEA	02-01101101-2022-12-2340	2022-12-29	2,435.00	2,435.00	2,435.00	0.00	0.00	0.00	0.00	0.00	0.00	
A. BORNEA	02-01101101-2022-12-2404	2022-12-28	3,886.60	3,886.60	3,886.60	0.00	0.00	0.00	0.00	0.00	0.00	
A. BORNEA	02-01101101-2022-12-2441	2022-12-28	4,500.00	4,500.00	4,500.00	0.00	0.00	0.00	0.00	0.00	0.00	
A. BORNEA	02-01101101-2022-12-2467	2022-12-29	9,600.00	9,600.00	9,600.00	0.00	0.00	0.00	0.00	0.00	0.00	
A. BORNILLO	02-01101101-2022-12-2395	2022-12-28	6,120.00	6,120.00	6,120.00	0.00	0.00	0.00	0.00	0.00	0.00	
A. CARDENAS	02-01101101-2022-12-2379	2022-12-28	6,450.00	6,450.00	6,450.00	0.00	0.00	0.00	0.00	0.00	0.00	
A. LIGAN	02-01101101-2022-12-2499	2022-12-29	11,521.00	11,521.00	11,521.00	0.00	0.00	0.00	0.00	0.00	0.00	
A. NAGAYANG	02-01101101-2022-12-2416	2022-12-28	9,513.00	9,513.00	9,513.00	0.00	0.00	0.00	0.00	0.00	0.00	
A. NEE-ESTUYE	02-01101101-2022-12-2488	2022-12-29	7,650.00	7,650.00	7,650.00	0.00	0.00	0.00	0.00	0.00	0.00	
A. OCAMPO	02-01101101-2022-12-2071	2022-12-02	300.00	300.00	300.00	0.00	0.00	0.00	0.00	0.00	0.00	
A. OCAMPO	02-01101101-2022-12-2354	2022-12-29	2,400.00	2,400.00	2,400.00	0.00	0.00	0.00	0.00	0.00	0.00	
A. PAALISBO	02-01101101-2022-12-2203	2022-12-12	4,380.42	4,380.42	4,380.42	0.00	0.00	0.00	0.00	0.00	0.00	
A. PAALISBO	02-01101101-2022-12-2224	2022-12-14	2,500.00	2,500.00	2,500.00	0.00	0.00	0.00	0.00	0.00	0.00	
A. PAALISBO	02-01101101-2022-12-2468	2022-12-29	1,299.00	1,299.00	1,299.00	0.00	0.00	0.00	0.00	0.00	0.00	
A. PAALISBO	02-01101101-2022-12-2469	2022-12-29	3,884.37	3,884.37	3,884.37	0.00	0.00	0.00	0.00	0.00	0.00	
A. PAALISBO	02-01101101-2022-12-2477	2022-12-29	800.00	800.00	800.00	0.00	0.00	0.00	0.00	0.00	0.00	

**Department:** Department of Agriculture (DA)  
**Agency:** Fertilizer and Pesticide Authority  
**Operating Unit:** < not applicable >  
**Organization Code (UACS) :** 05 005 000000

Name of Creditors	Obligation Request and Status			AGING OF UNPAID OBLIGATIONS								Remarks
	Number	Date	Amount	Amount	90 days & below	91 to 180 days	181 to 270 days	271 to 365/366 days	More than 1 year but less than	More than 2 years		
				5=(6+7+8+9+10+11)	6	7	8	9	10	11	12	
A. PAALISBO	02-01101101-2022-12-2506	2022-12-29	9,600.00	9,600.00	9,600.00	0.00	0.00	0.00	0.00	0.00	0.00	
A. PAALISBO	02-01101101-2022-12-2529	2022-12-29	3,577.23	3,577.23	3,577.23	0.00	0.00	0.00	0.00	0.00	0.00	
A. RESANE	02-01101101-2022-09-1526	2022-09-14	10,375.03	10,375.03	10,375.03	0.00	0.00	0.00	0.00	0.00	0.00	
A. ROJO	02-01101101-2022-12-2402	2022-12-28	10,760.00	10,760.00	10,760.00	0.00	0.00	0.00	0.00	0.00	0.00	
AMY CHAN NCS BLDG.	02-01101101-2022-08-1358	2022-08-16	2,598.76	2,598.76	2,598.76	0.00	0.00	0.00	0.00	0.00	0.00	
BELMAN LABORATORIES	02-01101101-2022-03-0435	2022-03-30	1,533.85	1,533.85	1,533.85	0.00	0.00	0.00	0.00	0.00	0.00	
C. ADALLA	02-01101101-2022-12-2201	2022-12-12	672.00	672.00	672.00	0.00	0.00	0.00	0.00	0.00	0.00	
C. AGRADO	02-01101101-2022-12-2439	2022-12-29	11,100.00	11,100.00	11,100.00	0.00	0.00	0.00	0.00	0.00	0.00	
C. ALONZO	02-01101101-2022-12-2447	2022-12-28	1,300.00	1,300.00	1,300.00	0.00	0.00	0.00	0.00	0.00	0.00	
C. ALONZO	02-01101101-2022-12-2479	2022-12-29	2,850.00	2,850.00	2,850.00	0.00	0.00	0.00	0.00	0.00	0.00	
C. ALONZO	02-01101101-2022-12-2530	2022-12-29	3,000.00	3,000.00	3,000.00	0.00	0.00	0.00	0.00	0.00	0.00	
C. ALONZO	02-01101101-2022-12-2531	2022-12-29	1,500.00	1,500.00	1,500.00	0.00	0.00	0.00	0.00	0.00	0.00	
C. CENA	02-01101101-2022-12-2423	2022-12-28	174.85	174.85	174.85	0.00	0.00	0.00	0.00	0.00	0.00	
C. CENA	02-01101101-2022-12-2429	2022-12-29	5,000.00	5,000.00	5,000.00	0.00	0.00	0.00	0.00	0.00	0.00	
C. CENA	02-01101101-2022-12-2455	2022-12-29	4,786.03	4,786.03	4,786.03	0.00	0.00	0.00	0.00	0.00	0.00	
C. FOLLOSCO	02-01101101-2022-12-2350	2022-12-29	3,500.00	3,500.00	3,500.00	0.00	0.00	0.00	0.00	0.00	0.00	
C. FOLLOSCO	02-01101101-2022-12-2466	2022-12-29	9,600.00	9,600.00	9,600.00	0.00	0.00	0.00	0.00	0.00	0.00	
C. GUILALAS	02-01101101-2022-10-1857	2022-10-27	13,835.45	13,835.45	13,835.45	0.00	0.00	0.00	0.00	0.00	0.00	
C. LEGASPI	02-01101101-2022-12-2461	2022-12-29	8,550.00	8,550.00	8,550.00	0.00	0.00	0.00	0.00	0.00	0.00	
C. LIM	02-01101101-2022-12-2457	2022-12-29	9,600.00	9,600.00	9,600.00	0.00	0.00	0.00	0.00	0.00	0.00	
C. LIMBAG	02-01102101-2022-12-0039	2022-12-28	10,850.00	10,850.00	10,850.00	0.00	0.00	0.00	0.00	0.00	0.00	
C. MEDINA	02-01101101-2022-12-2433	2022-12-28	1,440.00	1,440.00	1,440.00	0.00	0.00	0.00	0.00	0.00	0.00	
C. NUÑEZ	02-01101101-2022-12-2487	2022-12-29	6,900.00	6,900.00	6,900.00	0.00	0.00	0.00	0.00	0.00	0.00	
C. PROTACIO	02-01101101-2022-12-2248	2022-12-19	360.00	360.00	360.00	0.00	0.00	0.00	0.00	0.00	0.00	
C. PROTACIO	02-01101101-2022-12-2297	2022-12-23	250.00	250.00	250.00	0.00	0.00	0.00	0.00	0.00	0.00	
C. PROTACIO	02-01101101-2022-12-2317	2022-12-28	250.00	250.00	250.00	0.00	0.00	0.00	0.00	0.00	0.00	
C. TO	02-01101101-2022-12-2430	2022-12-29	5,000.00	5,000.00	5,000.00	0.00	0.00	0.00	0.00	0.00	0.00	
C. TO	02-01101101-2022-12-2463	2022-12-29	5,742.75	5,742.75	5,742.75	0.00	0.00	0.00	0.00	0.00	0.00	
CAPERIG APARTMENT/AVELINO L. CAPERIG	02-01101101-2022-03-0265	2022-03-15	1,473.22	1,473.22	1,473.22	0.00	0.00	0.00	0.00	0.00	0.00	

**Department:** Department of Agriculture (DA)  
**Agency:** Fertilizer and Pesticide Authority  
**Operating Unit:** < not applicable >  
**Organization Code (UACS):** 05 005 0000000

Name of Creditors	Obligation Request and Status			AGING OF UNPAID OBLIGATIONS							Remarks	
	Number	Date	Amount	Amount	90 days & below	91 to 180 days	181 to 270 days	271 to 365/366 days	More than 1 year but less than	More than 2 years		
				5=(6+7+8+9+10+11)	6	7	8	9	10	11		12
CARBON DIGITAL INC.	02-01101101-2022-08-1365	2022-08-17	6,250.00	6,250.00	6,250.00	0.00	0.00	0.00	0.00	0.00	0.00	
CEBU CFI COMMUNITY COOPERATIVE	02-01101101-2022-06-0967	2022-06-07	24,496.38	24,496.38	24,496.38	0.00	0.00	0.00	0.00	0.00	0.00	
D. ANGELES	02-01101101-2022-12-2300	2022-12-23	300.00	300.00	300.00	0.00	0.00	0.00	0.00	0.00	0.00	
D. ANGELES	02-01101101-2022-12-2347	2022-12-28	3,000.00	3,000.00	3,000.00	0.00	0.00	0.00	0.00	0.00	0.00	
D. BOHOL	02-01101101-2022-12-2512	2022-12-29	9,600.00	9,600.00	9,600.00	0.00	0.00	0.00	0.00	0.00	0.00	
D. LEYNES	02-01101101-2022-12-2403	2022-12-28	12,520.00	12,520.00	12,520.00	0.00	0.00	0.00	0.00	0.00	0.00	
D. MALLARI	02-01101101-2022-12-2435	2022-12-29	8,100.00	8,100.00	8,100.00	0.00	0.00	0.00	0.00	0.00	0.00	
D. NEGRE	02-01101101-2022-12-2485	2022-12-29	9,600.00	9,600.00	9,600.00	0.00	0.00	0.00	0.00	0.00	0.00	
D. NEGRE	02-01101101-2022-12-2491	2022-12-29	1,885.72	1,885.72	1,885.72	0.00	0.00	0.00	0.00	0.00	0.00	
D. NEGRE	02-01101101-2022-12-2492	2022-12-29	1,798.00	1,798.00	1,798.00	0.00	0.00	0.00	0.00	0.00	0.00	
D. NEGRE	02-01101101-2022-12-2493	2022-12-29	218.47	218.47	218.47	0.00	0.00	0.00	0.00	0.00	0.00	
D. NEGRE	02-01101101-2022-12-2495	2022-12-29	2,449.00	2,449.00	2,449.00	0.00	0.00	0.00	0.00	0.00	0.00	
D. NEGRE	02-01101101-2022-12-2496	2022-12-29	8,630.00	8,630.00	8,630.00	0.00	0.00	0.00	0.00	0.00	0.00	
D. NEGRE	02-01101101-2022-12-2497	2022-12-29	1,100.00	1,100.00	1,100.00	0.00	0.00	0.00	0.00	0.00	0.00	
D. RECLENAS	02-01101101-2022-12-2292	2022-12-22	3,303.53	3,303.53	3,303.53	0.00	0.00	0.00	0.00	0.00	0.00	
D. RECLENAS	02-01101101-2022-12-2440	2022-12-29	660.71	660.71	660.71	0.00	0.00	0.00	0.00	0.00	0.00	
DABA ENTERPRISES	02-01101101-2022-12-2509	2022-12-29	21,790.00	21,790.00	21,790.00	0.00	0.00	0.00	0.00	0.00	0.00	
E. BARRIDA	02-01101101-2022-12-2474	2022-12-29	9,600.00	9,600.00	9,600.00	0.00	0.00	0.00	0.00	0.00	0.00	
E. BUNDALIAN	02-01101101-2022-12-2363	2022-12-28	9,465.00	9,465.00	9,465.00	0.00	0.00	0.00	0.00	0.00	0.00	
E. CASTANAS	02-01101101-2022-12-2373	2022-12-28	11,780.00	11,780.00	11,780.00	0.00	0.00	0.00	0.00	0.00	0.00	
E. DIVINA	02-01101101-2022-11-2039	2022-11-25	7,419.28	7,419.28	7,419.28	0.00	0.00	0.00	0.00	0.00	0.00	
E. EREDEROS	02-01101101-2022-11-1881	2022-11-04	7,423.50	7,423.50	7,423.50	0.00	0.00	0.00	0.00	0.00	0.00	
E. PATERNO	02-01101101-2022-12-2312	2022-12-27	250.00	250.00	250.00	0.00	0.00	0.00	0.00	0.00	0.00	
E. PATERNO	02-01101101-2022-12-2352	2022-12-29	2,500.00	2,500.00	2,500.00	0.00	0.00	0.00	0.00	0.00	0.00	
F. BAÑAGA	02-01101101-2022-12-2361	2022-12-28	550.00	550.00	550.00	0.00	0.00	0.00	0.00	0.00	0.00	
F. BAÑAGA	02-01101101-2022-12-2398	2022-12-28	12,028.00	12,028.00	12,028.00	0.00	0.00	0.00	0.00	0.00	0.00	
F. COSTAS	02-01101101-2022-12-2371	2022-12-28	9,600.00	9,600.00	9,600.00	0.00	0.00	0.00	0.00	0.00	0.00	
F. COSTAS	02-01101101-2022-12-2504	2022-12-29	1,477.00	1,477.00	1,477.00	0.00	0.00	0.00	0.00	0.00	0.00	
F. VILLAMON	02-01101101-2022-12-2475	2022-12-29	10,585.00	10,585.00	10,585.00	0.00	0.00	0.00	0.00	0.00	0.00	

**Department:** Department of Agriculture (DA)  
**Agency:** Fertilizer and Pesticide Authority  
**Operating Unit:** < not applicable >  
**Organization Code (UACS) :** 05 005 0000000

Name of Creditors	Obligation Request and Status			AGING OF UNPAID OBLIGATIONS								Remarks
	Number	Date	Amount	Amount	90 days & below	91 to 180 days	181 to 270 days	271 to 365/366 days	More than 1 year but less than	More than 2 years		
				5=(6+7+8+9+10+11)	6	7	8	9	10	11	12	
FLORITA O. CAUSION / SBR APPARTMENT	02-01101101-2022-09-1511	2022-09-09	4,285.72	4,285.72	4,285.72	0.00	0.00	0.00	0.00	0.00	0.00	
FPA PAYROLL FUND	02-01101101-2022-07-1102	2022-07-07	99,603.00	99,603.00	99,603.00	0.00	0.00	0.00	0.00	0.00	0.00	
FPA PAYROLL FUND	02-01101101-2022-07-1103	2022-07-28	248,630.80	248,630.80	248,630.80	0.00	0.00	0.00	0.00	0.00	0.00	
FPA PAYROLL FUND	02-01101101-2022-10-1802	2022-10-19	30,402.72	30,402.72	30,402.72	0.00	0.00	0.00	0.00	0.00	0.00	
FPA PAYROLL FUND	02-01101101-2022-12-2425	2022-12-29	64,000.00	64,000.00	64,000.00	0.00	0.00	0.00	0.00	0.00	0.00	
FPA PAYROLL FUND	02-01101101-2022-12-2426	2022-12-29	200,000.00	200,000.00	200,000.00	0.00	0.00	0.00	0.00	0.00	0.00	
FPA PAYROLL FUND	02-01101101-2022-12-2451	2022-12-29	14,923.32	14,923.32	14,923.32	0.00	0.00	0.00	0.00	0.00	0.00	
FPA PAYROLL FUND	02-01101101-2022-12-2452	2022-12-29	52,866.58	52,866.58	52,866.58	0.00	0.00	0.00	0.00	0.00	0.00	
FPA PAYROLL FUND	02-01101101-2022-12-2453	2022-12-29	58,027.93	58,027.93	58,027.93	0.00	0.00	0.00	0.00	0.00	0.00	
FPA PAYROLL FUND	02-01101101-2022-12-2478	2022-12-29	19,479.92	19,479.92	19,479.92	0.00	0.00	0.00	0.00	0.00	0.00	
FPA PAYROLL FUND	02-01101101-2022-12-2511	2022-12-29	192,987.09	192,987.09	192,987.09	0.00	0.00	0.00	0.00	0.00	0.00	
G. ATOLE	02-01101101-2022-12-2460	2022-12-29	1,108.50	1,108.50	1,108.50	0.00	0.00	0.00	0.00	0.00	0.00	
G. ATOLE	02-01101101-2022-12-2464	2022-12-29	8,550.00	8,550.00	8,550.00	0.00	0.00	0.00	0.00	0.00	0.00	
G. DELA CRUZ	02-01101101-2022-12-2374	2022-12-28	9,000.00	9,000.00	9,000.00	0.00	0.00	0.00	0.00	0.00	0.00	
G. ORBISTA	02-01101101-2022-12-2375	2022-12-28	9,884.00	9,884.00	9,884.00	0.00	0.00	0.00	0.00	0.00	0.00	
G. VILLEGAS-PANGGA	02-01101101-2022-12-2299	2022-12-23	250.00	250.00	250.00	0.00	0.00	0.00	0.00	0.00	0.00	
G. VILLEGAS-PANGGA	02-01101101-2022-12-2313	2022-12-27	250.00	250.00	250.00	0.00	0.00	0.00	0.00	0.00	0.00	
GOLDEN DAUGHTER ENTERPRISES	02-01101101-2022-12-2219	2022-12-14	1,141.02	1,141.02	1,141.02	0.00	0.00	0.00	0.00	0.00	0.00	
GRANLAND RESOURCES CORP.	02-01101101-2022-02-0097	2022-02-15	6,050.00	6,050.00	6,050.00	0.00	0.00	0.00	0.00	0.00	0.00	
GRANLAND RESOURCES CORP.	02-01101101-2022-12-2345	2022-12-28	5,449.38	5,449.38	5,449.38	0.00	0.00	0.00	0.00	0.00	0.00	
GRANLAND RESOURCES CORP.	02-01101101-2022-12-2346	2022-12-28	327.60	327.60	327.60	0.00	0.00	0.00	0.00	0.00	0.00	
I. NAVARRETE	02-01101101-2022-12-2070	2022-12-02	600.00	600.00	600.00	0.00	0.00	0.00	0.00	0.00	0.00	
I. NAVARRETE	02-01101101-2022-12-2310	2022-12-27	60.00	60.00	60.00	0.00	0.00	0.00	0.00	0.00	0.00	
I. RASAY	02-01101101-2022-12-2465	2022-12-29	6,480.00	6,480.00	6,480.00	0.00	0.00	0.00	0.00	0.00	0.00	
J. ATILLO	02-01101101-2022-12-2490	2022-12-29	5,160.00	5,160.00	5,160.00	0.00	0.00	0.00	0.00	0.00	0.00	
J. BADUYEN	02-01101101-2022-12-2364	2022-12-28	7,780.00	7,780.00	7,780.00	0.00	0.00	0.00	0.00	0.00	0.00	
J. BADUYEN	02-01101101-2022-12-2365	2022-12-28	10,520.00	10,520.00	10,520.00	0.00	0.00	0.00	0.00	0.00	0.00	
J. BADUYEN	02-01101101-2022-12-2370	2022-12-28	3,980.00	3,980.00	3,980.00	0.00	0.00	0.00	0.00	0.00	0.00	
J. BASILIO	02-01101101-2022-12-2480	2022-12-29	8,900.00	8,900.00	8,900.00	0.00	0.00	0.00	0.00	0.00	0.00	

**Department:** Department of Agriculture (DA)  
**Agency:** Fertilizer and Pesticide Authority  
**Operating Unit:** < not applicable >  
**Organization Code (UACS) :** 05 005 0000000

Name of Creditors	Obligation Request and Status			AGING OF UNPAID OBLIGATIONS									Remarks
	Number	Date	Amount	Amount	90 days & below	91 to 180 days	181 to 270 days	271 to 365/366 days	More than 1 year but less than	More than 2 years			
				5=(6+7+8+9+10+11)	6	7	8	9	10	11	12		
J. BELTRAN	02-01101101-2022-12-2311	2022-12-27	250.00	250.00	250.00	0.00	0.00	0.00	0.00	0.00	0.00	0.00	
J. CANDA	02-01101101-2022-12-2486	2022-12-29	10,340.00	10,340.00	10,340.00	0.00	0.00	0.00	0.00	0.00	0.00	0.00	
J. CANO	02-01101101-2022-12-2411	2022-12-28	11,100.00	11,100.00	11,100.00	0.00	0.00	0.00	0.00	0.00	0.00	0.00	
J. DELA ROSA	02-01101101-2022-09-1495	2022-09-09	7,423.50	7,423.50	7,423.50	0.00	0.00	0.00	0.00	0.00	0.00	0.00	
J. LOPEZ	02-01101101-2022-12-2437	2022-12-29	8,300.00	8,300.00	8,300.00	0.00	0.00	0.00	0.00	0.00	0.00	0.00	
J. MANANGAN	02-01101101-2022-12-2367	2022-12-28	8,100.00	8,100.00	8,100.00	0.00	0.00	0.00	0.00	0.00	0.00	0.00	
J. MARTINEZ	02-01101101-2022-12-2341	2022-12-29	1,888.00	1,888.00	1,888.00	0.00	0.00	0.00	0.00	0.00	0.00	0.00	
J. MARTINEZ	02-01101101-2022-12-2372	2022-12-28	1,555.00	1,555.00	1,555.00	0.00	0.00	0.00	0.00	0.00	0.00	0.00	
J. MARTINEZ	02-01101101-2022-12-2376	2022-12-28	4,350.00	4,350.00	4,350.00	0.00	0.00	0.00	0.00	0.00	0.00	0.00	
J. MARTINEZ	02-01101101-2022-12-2503	2022-12-29	600.00	600.00	600.00	0.00	0.00	0.00	0.00	0.00	0.00	0.00	
J. MARTINEZ	02-01101101-2022-12-2505	2022-12-29	2,190.00	2,190.00	2,190.00	0.00	0.00	0.00	0.00	0.00	0.00	0.00	
J. MARTINEZ	02-01101101-2022-12-2520	2022-12-29	672.00	672.00	672.00	0.00	0.00	0.00	0.00	0.00	0.00	0.00	
J. MARTINEZ	02-01101101-2022-12-2521	2022-12-29	1,680.00	1,680.00	1,680.00	0.00	0.00	0.00	0.00	0.00	0.00	0.00	
J. MARTINEZ	02-01101101-2022-12-2522	2022-12-29	8,550.00	8,550.00	8,550.00	0.00	0.00	0.00	0.00	0.00	0.00	0.00	
J. MARTINEZ	02-01101101-2022-12-2523	2022-12-29	9,150.00	9,150.00	9,150.00	0.00	0.00	0.00	0.00	0.00	0.00	0.00	
J. MARTINEZ	02-01101101-2022-12-2527	2022-12-29	1,000.00	1,000.00	1,000.00	0.00	0.00	0.00	0.00	0.00	0.00	0.00	
J. MARTINEZ	02-01101101-2022-12-2528	2022-12-29	948.00	948.00	948.00	0.00	0.00	0.00	0.00	0.00	0.00	0.00	
J. MURING	02-01101101-2022-12-2381	2022-12-28	9,040.00	9,040.00	9,040.00	0.00	0.00	0.00	0.00	0.00	0.00	0.00	
J. MURING	02-01101101-2022-12-2409	2022-12-28	725.00	725.00	725.00	0.00	0.00	0.00	0.00	0.00	0.00	0.00	
J. NOSURA	02-01101101-2022-12-2498	2022-12-29	12,860.00	12,860.00	12,860.00	0.00	0.00	0.00	0.00	0.00	0.00	0.00	
J. PASCUA	02-01101101-2022-12-2484	2022-12-29	6,260.00	6,260.00	6,260.00	0.00	0.00	0.00	0.00	0.00	0.00	0.00	
J. RECENTE	02-01101101-2022-03-0393	2022-03-21	5,892.84	5,892.84	5,892.84	0.00	0.00	0.00	0.00	0.00	0.00	0.00	
J. UMEREZ	02-01101101-2022-12-2431	2022-12-29	5,000.00	5,000.00	5,000.00	0.00	0.00	0.00	0.00	0.00	0.00	0.00	
J. UMEREZ	02-01101101-2022-12-2456	2022-12-29	8,039.11	8,039.11	8,039.11	0.00	0.00	0.00	0.00	0.00	0.00	0.00	
J. VALDEZ	02-01101101-2022-09-1497	2022-09-09	8,379.00	8,379.00	8,379.00	0.00	0.00	0.00	0.00	0.00	0.00	0.00	
JARDINE SCHINDLER ELEVATOR CORPORATION	02-01101101-2022-01-0026	2022-01-28	5,413.72	5,413.72	5,413.72	0.00	0.00	0.00	0.00	0.00	0.00	0.00	
JONECO TECH MARKETING CORP.	02-01101101-2022-12-2226	2022-12-14	4,708.93	4,708.93	4,708.93	0.00	0.00	0.00	0.00	0.00	0.00	0.00	
JONECO TECH MARKETING CORP.	02-01101101-2022-12-2227	2022-12-14	15,052.50	15,052.50	15,052.50	0.00	0.00	0.00	0.00	0.00	0.00	0.00	
K. MABANAG	02-01101101-2022-12-2377	2022-12-28	1,156.00	1,156.00	1,156.00	0.00	0.00	0.00	0.00	0.00	0.00	0.00	



**Department:** Department of Agriculture (DA)  
**Agency:** Fertilizer and Pesticide Authority  
**Operating Unit:** < not applicable >  
**Organization Code (UACS):** 05 005 0000000

Name of Creditors	Obligation Request and Status			AGING OF UNPAID OBLIGATIONS								Remarks
	Number	Date	Amount	Amount	90 days & below	91 to 180 days	181 to 270 days	271 to 365/366 days	More than 1 year but less than 2 years	More than 2 years		
	1	2	3	4	5=(6+7+8+9+10+11)	6	7	8	9	10	11	
K. MABANAG	02-01101101-2022-12-2378	2022-12-28	9,600.00	9,600.00	9,600.00	0.00	0.00	0.00	0.00	0.00	0.00	
K. SANTOS	02-01101101-2022-11-2042	2022-11-28	288.00	288.00	288.00	0.00	0.00	0.00	0.00	0.00	0.00	
KL LUCENA REALTY	02-01101101-2022-03-0418	2022-03-29	5,490.52	5,490.52	5,490.52	0.00	0.00	0.00	0.00	0.00	0.00	
L. BANGAD	02-01101101-2022-12-2339	2022-12-29	5,600.00	5,600.00	5,600.00	0.00	0.00	0.00	0.00	0.00	0.00	
L. MACABIO, JR.	02-01101101-2022-12-2400	2022-12-28	13,100.00	13,100.00	13,100.00	0.00	0.00	0.00	0.00	0.00	0.00	
L. MACABIO, JR.	02-01101101-2022-12-2401	2022-12-28	13,100.00	13,100.00	13,100.00	0.00	0.00	0.00	0.00	0.00	0.00	
L. NAMUCO	02-01101101-2022-12-2069	2022-12-02	180.00	180.00	180.00	0.00	0.00	0.00	0.00	0.00	0.00	
L. NAMUCO	02-01101101-2022-12-2309	2022-12-27	240.00	240.00	240.00	0.00	0.00	0.00	0.00	0.00	0.00	
L. PALARAO	02-01101101-2022-12-2413	2022-12-28	6,820.00	6,820.00	6,820.00	0.00	0.00	0.00	0.00	0.00	0.00	
L. SAJOL	02-01101101-2022-12-2458	2022-12-29	6,120.00	6,120.00	6,120.00	0.00	0.00	0.00	0.00	0.00	0.00	
L. VARCA	02-01101101-2022-12-2104	2022-12-05	3,892.00	3,892.00	3,892.00	0.00	0.00	0.00	0.00	0.00	0.00	
L. VARCA	02-01101101-2022-12-2356	2022-12-28	15,800.00	15,800.00	15,800.00	0.00	0.00	0.00	0.00	0.00	0.00	
L. VARCA	02-01101101-2022-12-2357	2022-12-28	12,880.00	12,880.00	12,880.00	0.00	0.00	0.00	0.00	0.00	0.00	
LIBCAP SUPER EXPRESS CORP.	02-01101101-2022-12-2321	2022-12-28	52.50	52.50	52.50	0.00	0.00	0.00	0.00	0.00	0.00	
LIBCAP SUPER EXPRESS CORP.	02-01101101-2022-12-2412	2022-12-28	952.00	952.00	952.00	0.00	0.00	0.00	0.00	0.00	0.00	
LUZ COMMERCIAL PLAZA	02-01101101-2022-01-0024	2022-01-28	1,500.00	1,500.00	1,500.00	0.00	0.00	0.00	0.00	0.00	0.00	
M. BACARISAS	02-01101101-2022-12-2303	2022-12-27	479.00	479.00	479.00	0.00	0.00	0.00	0.00	0.00	0.00	
M. CALLEJA	02-01101101-2022-12-2444	2022-12-28	160.00	160.00	160.00	0.00	0.00	0.00	0.00	0.00	0.00	
M. CALLEJA	02-01101101-2022-12-2445	2022-12-28	3,696.38	3,696.38	3,696.38	0.00	0.00	0.00	0.00	0.00	0.00	
M. CALLEJA	02-01101101-2022-12-2446	2022-12-28	543.00	543.00	543.00	0.00	0.00	0.00	0.00	0.00	0.00	
M. CALLEJA	02-01101101-2022-12-2482	2022-12-29	1,697.10	1,697.10	1,697.10	0.00	0.00	0.00	0.00	0.00	0.00	
M. CALLEJA	02-01101101-2022-12-2483	2022-12-29	9,600.00	9,600.00	9,600.00	0.00	0.00	0.00	0.00	0.00	0.00	
M. CHOSCHOS	02-01101101-2022-10-1705	2022-10-05	1,251.30	1,251.30	1,251.30	0.00	0.00	0.00	0.00	0.00	0.00	
M. CHOSCHOS	02-01101101-2022-12-2369	2022-12-28	5,850.00	5,850.00	5,850.00	0.00	0.00	0.00	0.00	0.00	0.00	
M. CHOSCHOS	02-01101101-2022-12-2525	2022-12-29	4,380.00	4,380.00	4,380.00	0.00	0.00	0.00	0.00	0.00	0.00	
M. DEBLOIS	02-01101101-2022-10-1712	2022-10-05	500.00	500.00	500.00	0.00	0.00	0.00	0.00	0.00	0.00	
M. DEBLOIS	02-01101101-2022-12-2513	2022-12-29	2,136.00	2,136.00	2,136.00	0.00	0.00	0.00	0.00	0.00	0.00	
M. LARGA	02-01101101-2022-12-2368	2022-12-28	9,600.00	9,600.00	9,600.00	0.00	0.00	0.00	0.00	0.00	0.00	
M. SALITA	02-01101101-2022-12-2349	2022-12-28	1,750.00	1,750.00	1,750.00	0.00	0.00	0.00	0.00	0.00	0.00	

**Department:** Department of Agriculture (DA)  
**Agency:** Fertilizer and Pesticide Authority  
**Operating Unit:** < not applicable >  
**Organization Code (UACS):** 05 005 0000000

Name of Creditors	Obligation Request and Status			AGING OF UNPAID OBLIGATIONS								Remarks
	Number	Date	Amount	Amount	90 days & below	91 to 180 days	181 to 270 days	271 to 365/366 days	More than 1 year but less than	More than 2 years		
				5=(6+7+8+9+10+11)	6	7	8	9	10	11	12	
M. SANTIAGO	02-01101101-2022-12-2397	2022-12-28	13,500.00	13,500.00	13,500.00	0.00	0.00	0.00	0.00	0.00	0.00	
M. SANTIAGO	02-01101101-2022-12-2518	2022-12-29	2,000.00	2,000.00	2,000.00	0.00	0.00	0.00	0.00	0.00	0.00	
M. SANTIAGO	02-01101101-2022-12-2519	2022-12-29	2,000.00	2,000.00	2,000.00	0.00	0.00	0.00	0.00	0.00	0.00	
M. SANTIAGO	02-01101101-2022-12-2524	2022-12-29	850.00	850.00	850.00	0.00	0.00	0.00	0.00	0.00	0.00	
M. SANTIAGO	02-01101101-2022-12-2526	2022-12-29	2,000.00	2,000.00	2,000.00	0.00	0.00	0.00	0.00	0.00	0.00	
M. TABIGUE	02-01101101-2022-12-2448	2022-12-28	710.00	710.00	710.00	0.00	0.00	0.00	0.00	0.00	0.00	
M. TABIGUE	02-01101101-2022-12-2481	2022-12-29	8,100.00	8,100.00	8,100.00	0.00	0.00	0.00	0.00	0.00	0.00	
M. TOLIBAS	02-01101101-2022-12-2424	2022-12-28	1,507.60	1,507.60	1,507.60	0.00	0.00	0.00	0.00	0.00	0.00	
M. TOLIBAS	02-01101101-2022-12-2428	2022-12-29	5,000.00	5,000.00	5,000.00	0.00	0.00	0.00	0.00	0.00	0.00	
M. TOLIBAS	02-01101101-2022-12-2449	2022-12-29	4,145.90	4,145.90	4,145.90	0.00	0.00	0.00	0.00	0.00	0.00	
M. TUICO	02-01101101-2022-12-2502	2022-12-29	2,250.00	2,250.00	2,250.00	0.00	0.00	0.00	0.00	0.00	0.00	
MANILA WATER COMPANY, INC.	02-01101101-2022-12-2151	2022-12-07	1,366.80	1,366.80	1,366.80	0.00	0.00	0.00	0.00	0.00	0.00	
MANILA WATER COMPANY, INC.	02-01101101-2022-12-2434	2022-12-29	42,842.11	42,842.11	42,842.11	0.00	0.00	0.00	0.00	0.00	0.00	
MERALCO	02-01101101-2022-11-2051	2022-11-29	20,242.49	20,242.49	20,242.49	0.00	0.00	0.00	0.00	0.00	0.00	
MERALCO	02-01101101-2022-12-2331	2022-12-28	20,771.70	20,771.70	20,771.70	0.00	0.00	0.00	0.00	0.00	0.00	
N. AGGANGAN	02-01101101-2022-12-2296	2022-12-23	250.00	250.00	250.00	0.00	0.00	0.00	0.00	0.00	0.00	
N. BALIUAG, JR.	02-01101101-2022-12-2471	2022-12-29	9,150.00	9,150.00	9,150.00	0.00	0.00	0.00	0.00	0.00	0.00	
N. DIMAANO	02-01101101-2022-12-2178	2022-12-12	1,088.00	1,088.00	1,088.00	0.00	0.00	0.00	0.00	0.00	0.00	
N. DIMAANO	02-01101101-2022-12-2355	2022-12-29	13,920.00	13,920.00	13,920.00	0.00	0.00	0.00	0.00	0.00	0.00	
N. NEGRE	02-01101101-2022-12-2238	2022-12-16	2,824.26	2,824.26	2,824.26	0.00	0.00	0.00	0.00	0.00	0.00	
N. NEGRE	02-01101101-2022-12-2476	2022-12-29	5,090.64	5,090.64	5,090.64	0.00	0.00	0.00	0.00	0.00	0.00	
N. TABLADA	02-01101101-2022-12-2366	2022-12-28	9,116.00	9,116.00	9,116.00	0.00	0.00	0.00	0.00	0.00	0.00	
N. TABLADA	02-01101101-2022-12-2407	2022-12-28	390.00	390.00	390.00	0.00	0.00	0.00	0.00	0.00	0.00	
NEWARK SPRING WATER CORP.	02-01101101-2022-01-0027B	2022-01-28	1,078.40	1,078.40	1,078.40	0.00	0.00	0.00	0.00	0.00	0.00	
ORLAZA'S NEWS PAPER STAND	02-01101101-2022-03-0174A	2022-03-01	1,286.40	1,286.40	1,286.40	0.00	0.00	0.00	0.00	0.00	0.00	
P. ALFUENTE	02-01101101-2022-12-2501	2022-12-29	12,950.00	12,950.00	12,950.00	0.00	0.00	0.00	0.00	0.00	0.00	
PEOPLE'S GENERAL MERCHANDISE	02-01101101-2022-10-1841	2022-10-25	230.35	230.35	230.35	0.00	0.00	0.00	0.00	0.00	0.00	
PETRON CORPORATION	02-01101101-2022-01-0027	2022-01-28	36,986.17	36,986.17	36,986.17	0.00	0.00	0.00	0.00	0.00	0.00	
PETRON CORPORATION	02-01101101-2022-12-2236	2022-12-15	2,911.07	2,911.07	2,911.07	0.00	0.00	0.00	0.00	0.00	0.00	

**Department:** Department of Agriculture (DA)  
**Agency:** Fertilizer and Pesticide Authority  
**Operating Unit:** < not applicable >  
**Organization Code (UACS) :** 05 005 0000000

Name of Creditors	Obligation Request and Status			AGING OF UNPAID OBLIGATIONS							Remarks
	Number	Date	Amount	Amount	90 days & below	91 to 180 days	181 to 270 days	271 to 365/366 days	More than 1 year but less than	More than 2 years	
				5=(0+7+8+9+10+11)	6	7	8	9	10	11	
PETRON CORPORATION	02-01101101-2022-12-2332	2022-12-28	7,817.99	7,817.99	7,817.99	0.00	0.00	0.00	0.00	0.00	0.00
PETRON CORPORATION	02-01101101-2022-12-2389	2022-12-28	24,028.31	24,028.31	24,028.31	0.00	0.00	0.00	0.00	0.00	0.00
PINE VALLEY CORPORATION	02-01101101-2022-04-0445	2022-04-01	2,625.00	2,625.00	2,625.00	0.00	0.00	0.00	0.00	0.00	0.00
PLDT, INC.	02-01101101-2022-11-2060	2022-11-29	210.00	210.00	210.00	0.00	0.00	0.00	0.00	0.00	0.00
PLDT, INC.	02-01101101-2022-12-2103	2022-12-05	3,920.00	3,920.00	3,920.00	0.00	0.00	0.00	0.00	0.00	0.00
PLDT, INC.	02-01101101-2022-12-2116	2022-12-06	210.00	210.00	210.00	0.00	0.00	0.00	0.00	0.00	0.00
PLDT, INC.	02-01101101-2022-12-2153	2022-12-07	1,396.38	1,396.38	1,396.38	0.00	0.00	0.00	0.00	0.00	0.00
PLDT, INC.	02-01101101-2022-12-2156	2022-12-09	247.74	247.74	247.74	0.00	0.00	0.00	0.00	0.00	0.00
PLDT, INC.	02-01101101-2022-12-2157	2022-12-09	188.58	188.58	188.58	0.00	0.00	0.00	0.00	0.00	0.00
PLDT, INC.	02-01101101-2022-12-2158	2022-12-09	226.25	226.25	226.25	0.00	0.00	0.00	0.00	0.00	0.00
PLDT, INC.	02-01101101-2022-12-2159	2022-12-09	385.13	385.13	385.13	0.00	0.00	0.00	0.00	0.00	0.00
PLDT, INC.	02-01101101-2022-12-2160	2022-12-09	220.46	220.46	220.46	0.00	0.00	0.00	0.00	0.00	0.00
PLDT, INC.	02-01101101-2022-12-2161	2022-12-09	388.03	388.03	388.03	0.00	0.00	0.00	0.00	0.00	0.00
PLDT, INC.	02-01101101-2022-12-2162	2022-12-09	191.48	191.48	191.48	0.00	0.00	0.00	0.00	0.00	0.00
PLDT, INC.	02-01101101-2022-12-2163	2022-12-09	324.28	324.28	324.28	0.00	0.00	0.00	0.00	0.00	0.00
PLDT, INC.	02-01101101-2022-12-2167	2022-12-09	431.49	431.49	431.49	0.00	0.00	0.00	0.00	0.00	0.00
PLDT, INC.	02-01101101-2022-12-2173	2022-12-09	2,564.93	2,564.93	2,564.93	0.00	0.00	0.00	0.00	0.00	0.00
PLDT, INC.	02-01101101-2022-12-2344	2022-12-29	3,360.00	3,360.00	3,360.00	0.00	0.00	0.00	0.00	0.00	0.00
PLDT, INC.	02-01101101-2022-12-2383	2022-12-28	1,392.49	1,392.49	1,392.49	0.00	0.00	0.00	0.00	0.00	0.00
PLDT, INC.	02-01101101-2022-12-2384	2022-12-28	96.10	96.10	96.10	0.00	0.00	0.00	0.00	0.00	0.00
PLDT, INC.	02-01101101-2022-12-2385	2022-12-28	1,337.80	1,337.80	1,337.80	0.00	0.00	0.00	0.00	0.00	0.00
PLDT, INC.	02-01101101-2022-12-2386	2022-12-28	1,963.26	1,963.26	1,963.26	0.00	0.00	0.00	0.00	0.00	0.00
PLDT, INC.	02-01101101-2022-12-2387	2022-12-28	409.02	409.02	409.02	0.00	0.00	0.00	0.00	0.00	0.00
PLDT, INC.	02-01101101-2022-12-2388	2022-12-28	2,731.67	2,731.67	2,731.67	0.00	0.00	0.00	0.00	0.00	0.00
PLDT, INC.	02-01101101-2022-12-2390	2022-12-28	135.44	135.44	135.44	0.00	0.00	0.00	0.00	0.00	0.00
PLDT, INC.	02-01101101-2022-12-2391	2022-12-28	1,350.30	1,350.30	1,350.30	0.00	0.00	0.00	0.00	0.00	0.00
PLDT, INC.	02-01101101-2022-12-2392	2022-12-28	2,573.72	2,573.72	2,573.72	0.00	0.00	0.00	0.00	0.00	0.00
PLDT, INC.	02-01101101-2022-12-2393	2022-12-28	1,061.57	1,061.57	1,061.57	0.00	0.00	0.00	0.00	0.00	0.00
PLDT, INC.	02-01101101-2022-12-2394	2022-12-28	16,168.45	16,168.45	16,168.45	0.00	0.00	0.00	0.00	0.00	0.00

**Department:** Department of Agriculture (DA)  
**Agency:** Fertilizer and Pesticide Authority  
**Operating Unit:** < not applicable >  
**Organization Code (UACS) :** 05 005 0000000

Name of Creditors	Obligation Request and Status			AGING OF UNPAID OBLIGATIONS								Remarks
	Number	Date	Amount	Amount	90 days & below	91 to 180 days	181 to 270 days	271 to 365/366 days	More than 1 year but less than	More than 2 years		
				5=(6+7+8+9+10+11)	6	7	8	9	10	11	12	
Q. BATERNA	02-01101101-2022-12-2443	2022-12-28	10,650.00	10,650.00	10,650.00	0.00	0.00	0.00	0.00	0.00	0.00	
R. ALFOR	02-01101101-2022-12-2473	2022-12-29	8,920.00	8,920.00	8,920.00	0.00	0.00	0.00	0.00	0.00	0.00	
R. BARRETTO	02-01101101-2022-11-1982	2022-11-21	7,809.39	7,809.39	7,809.39	0.00	0.00	0.00	0.00	0.00	0.00	
R. BAYOT	02-01101101-2022-11-2041	2022-11-28	2,032.00	2,032.00	2,032.00	0.00	0.00	0.00	0.00	0.00	0.00	
R. BAYOT	02-01101101-2022-12-2358	2022-12-28	10,000.00	10,000.00	10,000.00	0.00	0.00	0.00	0.00	0.00	0.00	
R. BILLIG	02-01101101-2022-12-2417	2022-12-28	6,300.00	6,300.00	6,300.00	0.00	0.00	0.00	0.00	0.00	0.00	
R. BOCTOT	02-01101101-2022-12-2459	2022-12-29	7,020.00	7,020.00	7,020.00	0.00	0.00	0.00	0.00	0.00	0.00	
R. CONDA	02-01101101-2022-12-2462	2022-12-29	6,600.00	6,600.00	6,600.00	0.00	0.00	0.00	0.00	0.00	0.00	
R. CORRO, JR.	02-01101101-2022-12-2399	2022-12-28	959.58	959.58	959.58	0.00	0.00	0.00	0.00	0.00	0.00	
R. CRESPO	02-01101101-2022-12-2472	2022-12-29	9,600.00	9,600.00	9,600.00	0.00	0.00	0.00	0.00	0.00	0.00	
R. DATUIN	02-01101101-2022-11-1882	2022-11-04	7,835.08	7,835.08	7,835.08	0.00	0.00	0.00	0.00	0.00	0.00	
R. GELLADULA	02-01101101-2022-12-2470	2022-12-29	9,600.00	9,600.00	9,600.00	0.00	0.00	0.00	0.00	0.00	0.00	
R. GOHA-OD	02-01101101-2022-12-2418	2022-12-28	10,940.00	10,940.00	10,940.00	0.00	0.00	0.00	0.00	0.00	0.00	
R. IBABAO	02-01101101-2022-11-2043	2022-11-28	1,656.00	1,656.00	1,656.00	0.00	0.00	0.00	0.00	0.00	0.00	
R. IBABAO	02-01101101-2022-12-2199	2022-12-12	6,624.00	6,624.00	6,624.00	0.00	0.00	0.00	0.00	0.00	0.00	
R. IBABAO	02-01101101-2022-12-2314	2022-12-27	2,016.00	2,016.00	2,016.00	0.00	0.00	0.00	0.00	0.00	0.00	
R. JOSE	02-01101101-2022-12-2380	2022-12-28	9,600.00	9,600.00	9,600.00	0.00	0.00	0.00	0.00	0.00	0.00	
R. JOSE	02-01101101-2022-12-2405	2022-12-28	217.50	217.50	217.50	0.00	0.00	0.00	0.00	0.00	0.00	
R. MALAZAR	02-01101101-2022-12-2351	2022-12-28	1,113.53	1,113.53	1,113.53	0.00	0.00	0.00	0.00	0.00	0.00	
R. MALAZAR	02-01101101-2022-12-2427	2022-12-29	5,000.00	5,000.00	5,000.00	0.00	0.00	0.00	0.00	0.00	0.00	
R. MALAZAR	02-01101101-2022-12-2454	2022-12-29	4,082.93	4,082.93	4,082.93	0.00	0.00	0.00	0.00	0.00	0.00	
R. MIGALBIN	02-01101101-2022-11-1934	2022-11-21	7,718.48	7,718.48	7,718.48	0.00	0.00	0.00	0.00	0.00	0.00	
R. SARMIENTO	02-01101101-2022-12-2436	2022-12-29	8,450.00	8,450.00	8,450.00	0.00	0.00	0.00	0.00	0.00	0.00	
R. SUGUITAN, JR.	02-01101101-2022-12-2180	2022-12-12	660.00	660.00	660.00	0.00	0.00	0.00	0.00	0.00	0.00	
R. SUGUITAN, JR.	02-01101101-2022-12-2336	2022-12-28	9,600.00	9,600.00	9,600.00	0.00	0.00	0.00	0.00	0.00	0.00	
R. SUGUITAN, JR.	02-01101101-2022-12-2414	2022-12-28	5,850.00	5,850.00	5,850.00	0.00	0.00	0.00	0.00	0.00	0.00	
R. SUGUITAN, JR.	02-01101101-2022-12-2510	2022-12-29	2,429.02	2,429.02	2,429.02	0.00	0.00	0.00	0.00	0.00	0.00	
R. SUGUITAN, JR.	02-01101101-2022-12-2515	2022-12-29	3,123.12	3,123.12	3,123.12	0.00	0.00	0.00	0.00	0.00	0.00	
R. SUGUITAN, JR.	02-01101101-2022-12-2516	2022-12-29	5,500.00	5,500.00	5,500.00	0.00	0.00	0.00	0.00	0.00	0.00	

**Department:** Department of Agriculture (DA)  
**Agency:** Fertilizer and Pesticide Authority  
**Operating Unit:** < not applicable >  
**Organization Code (UACS) :** 05 005 0000000

Name of Creditors	Obligation Request and Status			AGING OF UNPAID OBLIGATIONS								Remarks
	Number	Date	Amount	Amount	90 days & below	91 to 180 days	181 to 270 days	271 to 365/366 days	More than 1 year but less than	More than 2 years		
				5=(6+7+8+9+10+11)	6	7	8	9	10	11	12	
R. SUGUITAN, JR.	02-01101101-2022-12-2517	2022-12-29	2,590.00	2,590.00	2,590.00	0.00	0.00	0.00	0.00	0.00	0.00	
R. SUGUITAN JR	02-01101101-2022-09-1642	2022-09-27	9,244.11	9,244.11	0.00	9,244.11	0.00	0.00	0.00	0.00	0.00	
R. SURALTA	02-01101101-2022-12-2301	2022-12-23	250.00	250.00	250.00	0.00	0.00	0.00	0.00	0.00	0.00	
R. SURALTA	02-01101101-2022-12-2318	2022-12-28	250.00	250.00	250.00	0.00	0.00	0.00	0.00	0.00	0.00	
R. TANDUYAN	02-01101101-2022-12-2410	2022-12-28	11,100.00	11,100.00	11,100.00	0.00	0.00	0.00	0.00	0.00	0.00	
R. TANGUID	02-01101101-2022-12-2338	2022-12-29	26,000.00	26,000.00	26,000.00	0.00	0.00	0.00	0.00	0.00	0.00	
R. TANGUID	02-01101101-2022-12-2343	2022-12-29	6,500.00	6,500.00	6,500.00	0.00	0.00	0.00	0.00	0.00	0.00	
R. TANGUID	02-01101101-2022-12-2419	2022-12-28	2,206.62	2,206.62	2,206.62	0.00	0.00	0.00	0.00	0.00	0.00	
R. TANGUID	02-01101101-2022-12-2420	2022-12-28	7,200.00	7,200.00	7,200.00	0.00	0.00	0.00	0.00	0.00	0.00	
R. TANGUID	02-01101101-2022-12-2421	2022-12-28	1,439.50	1,439.50	1,439.50	0.00	0.00	0.00	0.00	0.00	0.00	
R. TANGUID	02-01101101-2022-12-2422	2022-12-28	612.56	612.56	612.56	0.00	0.00	0.00	0.00	0.00	0.00	
R. UY	02-01101101-2022-12-2450	2022-12-29	1,349.73	1,349.73	1,349.73	0.00	0.00	0.00	0.00	0.00	0.00	
R. VALDEZ	02-01101101-2022-12-2438	2022-12-28	8,450.00	8,450.00	8,450.00	0.00	0.00	0.00	0.00	0.00	0.00	
REDBIRD SECURITY AGENCY & SERVICES	02-01101101-2022-01-0017	2022-01-26	38,229.84	38,229.84	38,229.84	0.00	0.00	0.00	0.00	0.00	0.00	
RIMECHEM TRADING	02-01101101-2022-11-1997	2022-11-24	258.00	258.00	258.00	0.00	0.00	0.00	0.00	0.00	0.00	
S. ALCAIDE	02-01101101-2022-12-2359	2022-12-28	2,598.00	2,598.00	2,598.00	0.00	0.00	0.00	0.00	0.00	0.00	
S. ALCAIDE	02-01101101-2022-12-2360	2022-12-28	380.00	380.00	380.00	0.00	0.00	0.00	0.00	0.00	0.00	
S. ALCAIDE	02-01101101-2022-12-2362	2022-12-28	4,620.00	4,620.00	4,620.00	0.00	0.00	0.00	0.00	0.00	0.00	
S. FLORES	02-01101101-2022-12-2382	2022-12-28	5,940.00	5,940.00	5,940.00	0.00	0.00	0.00	0.00	0.00	0.00	
S. FLORES	02-01101101-2022-12-2406	2022-12-28	2,514.21	2,514.21	2,514.21	0.00	0.00	0.00	0.00	0.00	0.00	
SOUTH COTABATO ELECTRIC COOPERATIVE, INC.	02-01101101-2022-12-2258	2022-12-20	289.48	289.48	289.48	0.00	0.00	0.00	0.00	0.00	0.00	
SOUTH COTABATO ELECTRIC COOPERATIVE, INC.	02-01101101-2022-12-2262	2022-12-21	299.07	299.07	299.07	0.00	0.00	0.00	0.00	0.00	0.00	
TACLOBAN TAP COMMERCIAL INC.	02-01101101-2022-12-2442	2022-12-28	41,560.00	41,560.00	41,560.00	0.00	0.00	0.00	0.00	0.00	0.00	
UBIX CORPORATION	02-01101101-2022-01-0027A	2022-01-28	21,648.00	21,648.00	21,648.00	0.00	0.00	0.00	0.00	0.00	0.00	
ULTIMATE CARE JANITORIAL SERVICES	02-01101101-2022-01-0020	2022-01-28	40,630.47	40,630.47	40,630.47	0.00	0.00	0.00	0.00	0.00	0.00	
V. MIGO	02-01101101-2022-12-2302	2022-12-23	250.00	250.00	250.00	0.00	0.00	0.00	0.00	0.00	0.00	
W. BATERNA	02-01101101-2022-12-2308	2022-12-27	240.00	240.00	240.00	0.00	0.00	0.00	0.00	0.00	0.00	
W. BAUTISTA	02-01101101-2022-12-2198	2022-12-12	1,800.00	1,800.00	1,800.00	0.00	0.00	0.00	0.00	0.00	0.00	
W. BAUTISTA	02-01101101-2022-12-2200	2022-12-12	5,160.00	5,160.00	5,160.00	0.00	0.00	0.00	0.00	0.00	0.00	

Department: Department of Agriculture (DA)  
 Agency: Fertilizer and Pesticide Authority  
 Operating Unit: < not applicable >  
 Organization Code (UACS) : 05 005 0000000

Name of Creditors	Obligation Request and Status			AGING OF UNPAID OBLIGATIONS								Remarks
	Number	Date	Amount	Amount	90 days & below	91 to 180 days	181 to 270 days	271 to 365/366 days	More than 1 year but less than	More than 2 years		
											5=(0+7+8+9+10+11)	
W. BAUTISTA	02-01101101-2022-12-2202	2022-12-12	3,960.00	3,960.00	3,960.00	0.00	0.00	0.00	0.00	0.00	0.00	
W. BAUTISTA	02-01101101-2022-12-2348	2022-12-28	18,000.00	18,000.00	18,000.00	0.00	0.00	0.00	0.00	0.00	0.00	
W. BAUTISTA	02-01101101-2022-12-2432	2022-12-28	8,400.00	8,400.00	8,400.00	0.00	0.00	0.00	0.00	0.00	0.00	
W. BELTRAN	02-01101101-2022-12-2307	2022-12-27	250.00	250.00	250.00	0.00	0.00	0.00	0.00	0.00	0.00	
W. GANTE	02-01101101-2022-12-2415	2022-12-28	8,150.00	8,150.00	8,150.00	0.00	0.00	0.00	0.00	0.00	0.00	
W. NUEVA	02-01101101-2022-12-2489	2022-12-29	8,235.00	8,235.00	8,235.00	0.00	0.00	0.00	0.00	0.00	0.00	
W. OBCEMEA	02-01101101-2022-12-2068	2022-12-02	720.00	720.00	720.00	0.00	0.00	0.00	0.00	0.00	0.00	
W. OBCEMEA	02-01101101-2022-12-2246	2022-12-19	840.00	840.00	840.00	0.00	0.00	0.00	0.00	0.00	0.00	
W. OBCEMEA	02-01101101-2022-12-2353	2022-12-29	2,400.00	2,400.00	2,400.00	0.00	0.00	0.00	0.00	0.00	0.00	
X. CENDAÑA	02-01101101-2022-10-1862	2022-10-28	7,142.31	7,142.31	7,142.31	0.00	0.00	0.00	0.00	0.00	0.00	
XPRT Ventures Inc.	02-01101101-2022-11-1885	2022-11-07	817.02	817.02	817.02	0.00	0.00	0.00	0.00	0.00	0.00	
Y. BACONGUIS	02-01101101-2022-12-2494	2022-12-29	615.00	615.00	615.00	0.00	0.00	0.00	0.00	0.00	0.00	
Y. BACONGUIS	02-01101101-2022-12-2500	2022-12-29	12,510.00	12,510.00	12,510.00	0.00	0.00	0.00	0.00	0.00	0.00	
<b>Capital Outlays</b>			<b>20,571.43</b>	<b>20,571.43</b>	<b>20,571.43</b>	<b>0.00</b>	<b>0.00</b>	<b>0.00</b>	<b>0.00</b>	<b>0.00</b>	<b>0.00</b>	
G BURNS MARKETING	06-01101101-2022-12-0009	2022-12-14	20,571.43	20,571.43	20,571.43	0.00	0.00	0.00	0.00	0.00	0.00	
<b>Sub-total</b>			<b>4,572,485.23</b>	<b>4,572,485.23</b>	<b>4,537,924.61</b>	<b>10,728.07</b>	<b>23,832.55</b>	<b>0.00</b>	<b>0.00</b>	<b>0.00</b>	<b>0.00</b>	
<b>A.2 Prior Years' Appropriations</b>			<b>81,503.35</b>	<b>81,503.35</b>	<b>0.00</b>	<b>0.00</b>	<b>0.00</b>	<b>0.00</b>	<b>81,503.35</b>	<b>0.00</b>	<b>0.00</b>	
<b>Personnel Services</b>			<b>27,147.10</b>	<b>27,147.10</b>	<b>0.00</b>	<b>0.00</b>	<b>0.00</b>	<b>0.00</b>	<b>27,147.10</b>	<b>0.00</b>	<b>0.00</b>	
E. RAMIRO	2021-02-0087	2021-02-02	9,718.23	9,718.23	0.00	0.00	0.00	0.00	9,718.23	0.00	0.00	
R.Repolidon	2021-07-1326	2021-07-07	17,428.87	17,428.87	0.00	0.00	0.00	0.00	17,428.87	0.00	0.00	
<b>Maintenance and Other Operating Expenses</b>			<b>54,356.25</b>	<b>54,356.25</b>	<b>0.00</b>	<b>0.00</b>	<b>0.00</b>	<b>0.00</b>	<b>54,356.25</b>	<b>0.00</b>	<b>0.00</b>	
E. RAMIRO	02-01101101-2021-12-3391	2021-12-28	7,500.00	7,500.00	0.00	0.00	0.00	0.00	7,500.00	0.00	0.00	
TUV RHEINLAND PHILIPPINES, INC	02-01101101-2021-08-1526A	2021-08-06	38,656.25	38,656.25	0.00	0.00	0.00	0.00	38,656.25	0.00	0.00	
TUV RHEINLAND PHILIPPINES, INC	02-01101101-2021-08-1526CONT	2021-08-06	8,200.00	8,200.00	0.00	0.00	0.00	0.00	8,200.00	0.00	0.00	
<b>Sub-total</b>			<b>81,503.35</b>	<b>81,503.35</b>	<b>0.00</b>	<b>0.00</b>	<b>0.00</b>	<b>0.00</b>	<b>81,503.35</b>	<b>0.00</b>	<b>0.00</b>	
<b>Total</b>			<b>4,653,988.58</b>	<b>4,653,988.58</b>	<b>4,537,924.61</b>	<b>10,728.07</b>	<b>23,832.55</b>	<b>0.00</b>	<b>81,503.35</b>	<b>0.00</b>	<b>0.00</b>	
<b>B. Not Yet Due and Demandable Obligations*</b>			<b>1,070,042.98</b>	<b>1,070,042.98</b>	<b>967,222.99</b>	<b>43,699.40</b>	<b>31,978.67</b>	<b>27,141.92</b>	<b>0.00</b>	<b>0.00</b>	<b>0.00</b>	
<b>B.1 Current Year's Appropriations</b>			<b>1,070,042.98</b>	<b>1,070,042.98</b>	<b>967,222.99</b>	<b>43,699.40</b>	<b>31,978.67</b>	<b>27,141.92</b>	<b>0.00</b>	<b>0.00</b>	<b>0.00</b>	
<b>Personnel Services</b>			<b>145,102.98</b>	<b>145,102.98</b>	<b>74,422.99</b>	<b>43,699.40</b>	<b>1,318.67</b>	<b>25,661.92</b>	<b>0.00</b>	<b>0.00</b>	<b>0.00</b>	

**Department:** Department of Agriculture (DA)  
**Agency:** Fertilizer and Pesticide Authority  
**Operating Unit:** < not applicable >  
**Organization Code (UACS):** 05 005 0000000

Name of Creditors	Obligation Request and Status			AGING OF UNPAID OBLIGATIONS							Remarks
	Number	Date	Amount	Amount	90 days & below	91 to 180 days	181 to 270 days	271 to 365/366 days	More than 1 year but less than	More than 2 years	
				5=(0+7+8+9+10+11)	6	7	8	9	10	11	
A. DOMONDON	01-01101101-2022-03-0020	2022-03-03	24,885.53	24,885.53	0.00	0.00	0.00	24,885.53	0.00	0.00	
A. DOMONDON	01-01101101-2022-12-0186	2022-12-12	30,414.11	30,414.11	30,414.11	0.00	0.00	0.00	0.00	0.00	
E. RAMIRO	01-01101101-2022-12-0187	2022-12-12	43,231.00	43,231.00	43,231.00	0.00	0.00	0.00	0.00	0.00	
E. RAMIRO	01-01101101-2022-08-0102	2022-08-18	42,383.50	42,383.50	0.00	42,383.50	0.00	0.00	0.00	0.00	
FPA PAYROLL FUND	01-01101101-2022-02-0015	2022-02-09	140.78	140.78	0.00	0.00	0.00	140.78	0.00	0.00	
FPA PAYROLL FUND	01-01101101-2022-02-0016	2022-02-09	616.78	616.78	0.00	0.00	0.00	616.78	0.00	0.00	
FPA PAYROLL FUND	01-01101101-2022-03-0028	2022-03-10	18.81	18.81	0.00	0.00	0.00	18.81	0.00	0.00	
FPA PAYROLL FUND	01-01101101-2022-04-0040	2022-04-04	681.50	681.50	0.00	0.00	681.50	0.00	0.00	0.00	
FPA PAYROLL FUND	01-01101101-2022-11-0131	2022-11-03	777.88	777.88	777.88	0.00	0.00	0.00	0.00	0.00	
FPA PAYROLL FUND	01-01101101-2022-05-0054	2022-05-05	484.96	484.96	0.00	0.00	484.96	0.00	0.00	0.00	
FPA PAYROLL FUND	01-01101101-2022-06-0067	2022-06-07	152.21	152.21	0.00	0.00	152.21	0.00	0.00	0.00	
FPA PAYROLL FUND (C.O)	01-01101101-2022-01-0001	2022-01-11	0.02	0.02	0.00	0.00	0.00	0.02	0.00	0.00	
FPA PAYROOL FUND	01-01101101-2022-07-0082	2022-07-07	1,315.90	1,315.90	0.00	1,315.90	0.00	0.00	0.00	0.00	
<b>Maintenance and Other Operating Expenses</b>			<b>924,940.00</b>	<b>924,940.00</b>	<b>892,800.00</b>	<b>0.00</b>	<b>30,660.00</b>	<b>1,480.00</b>	<b>0.00</b>	<b>0.00</b>	
3-TECH INNOVATION MASTER CORP.	02-01101101-2022-12-2335	2022-12-28	892,800.00	892,800.00	892,800.00	0.00	0.00	0.00	0.00	0.00	
F. BADILLA	02-01101101-2022-02-0091	2022-02-15	30,000.00	30,000.00	0.00	0.00	30,000.00	0.00	0.00	0.00	
L. CONDE	02-01101101-2022-06-0860	2022-06-01	660.00	660.00	0.00	0.00	660.00	0.00	0.00	0.00	
LUZ COMMERCIAL PLAZA	02-01101101-2022-01-0024	2022-01-28	1,480.00	1,480.00	0.00	0.00	0.00	1,480.00	0.00	0.00	
<b>Sub-total</b>			<b>1,070,042.98</b>	<b>1,070,042.98</b>	<b>967,222.99</b>	<b>43,699.40</b>	<b>31,978.67</b>	<b>27,141.92</b>	<b>0.00</b>	<b>0.00</b>	
<b>Total</b>			<b>1,070,042.98</b>	<b>1,070,042.98</b>	<b>967,222.99</b>	<b>43,699.40</b>	<b>31,978.67</b>	<b>27,141.92</b>	<b>0.00</b>	<b>0.00</b>	

<b>GRAND TOTAL</b>			5,724,031.56	5,724,031.56	5,505,147.60	54,427.47	55,811.22	27,141.92	81,503.35	0.00
<b>Total Current Year Appropriations</b>			5,642,528.21	5,642,528.21	5,505,147.60	54,427.47	55,811.22	27,141.92	0.00	0.00
<b>Total Prior Years' Appropriations</b>			81,503.35	81,503.35	0.00	0.00	0.00	0.00	81,503.35	0.00

**Certified Correct:**

*ERAMAE V. INOCENCIO*  
 ERAMAE V. INOCENCIO

Chief, Budget Section

**Date:** 01/20/23 03:54 PM

**Certified Correct:**

*SHIENA LYNN D. ATIENZA*  
 SHIENA LYNN D. ATIENZA

Chief, Accounting Section

**Date:** 01/20/23 03:54 PM

**Recommending Approval:**

*GINA C. TOMIMBANG*  
 GINA C. TOMIMBANG

Chief, FAD

**Date:** 01/20/23 04:08 PM

**Approved By:**

*JULIETA B. LANSANGAN*  
 JULIETA B. LANSANGAN

Officer-in-Charge

**Date:** 01/20/23 04:09 PM