

STATEMENT OF APPROPRIATIONS, ALLOTMENTS, OBLIGATIONS, DISBURSEMENTS AND BALANCES  
As at the Quarter Ending December 31, 2021

Department : Department of Agriculture (DA)  
Agency/Entity : Fertilizer and Pesticide Authority  
Operating Unit : < not applicable >  
Organization Code (UACS) : 05 006 000000  
Fund Cluster : 01 Regular Agency Fund

X	Current Year Appropriations
	Supplemental Appropriations
	Continuing Appropriations

(e.g. UACS Fund Cluster: 01-Regular Agency Fund, 02-Foreign Assisted Projects Fund, 03-Special Account-Locally Funded/Domestic Grants Fund, and 04-Special Account-Foreign Assisted/Foreign Grants Fund)

Particulars	UACS CODE	Appropriations					Allotments		Current Year Obligations						Current Year Disbursements					Balance			
		Authorized Appropriations	Adjustments/Transfer/Trf from/Modifications/ Augmentations	Adjusted Appropriations	Allotments Received	Adjustments/Revisions/Modifications/Augmentations	Transfer To	Transfer From	Admitted Total Allotments	1st Quarter Ending March 31	2nd Quarter Ending June 30	3rd Quarter Ending Sept 30	4th Quarter Ending Dec 31	TOTAL	1st Quarter Ending March 31	2nd Quarter Ending June 30	3rd Quarter Ending Sept 30	4th Quarter Ending Dec 31	TOTAL	Unreleased Appro	Unobligated Allotments	Unpaid Obligations: 15-20/21 (23+24)	
		3	4	5(3+4)	6	7	8	9	10(8+9)	11	12	13	14	15(11+12+13+14)	16	17	18	19	20(16+17+18+19)	21	22	23	24
<b>I. Agency Specific Budget</b>		147,394,000.00	0.00	147,394,000.00	147,394,000.00	0.00	0.00	0.00	147,394,000.00	41,251,457.04	29,094,644.45	33,402,732.58	43,494,491.00	147,152,715.07	25,945,130.77	36,770,415.34	31,077,268.37	38,557,075.79	131,245,499.25	3.00	241,234.93	16,382,251.25	424,084.58
General Administration and Support	10300300000000	82,993,000.00	0.00	82,993,000.00	82,993,000.00	0.00	0.00	0.00	82,993,000.00	13,651,049.61	8,201,478.23	13,100,003.61	16,941,717.81	52,374,286.26	8,153,138.56	12,060,847.52	11,685,982.65	15,233,946.79	47,253,534.24	3.00	118,703.74	5,400,762.02	220,002.00
General Management and Supervision	10300010001000	49,215,000.00	(3,758,256.28)	45,456,743.72	49,215,000.00	(3,758,256.28)	0.00	0.00	45,456,743.72	13,551,049.61	6,130,438.20	8,714,734.38	16,341,717.81	48,338,040.00	6,153,138.56	8,128,733.70	7,101,049.91	15,333,946.79	36,717,277.96	3.00	118,703.74	5,400,762.02	220,002.00
PB		30,381,000.00	(3,038,256.28)	27,342,743.72	30,381,000.00	(3,038,256.28)	0.00	0.00	27,342,743.72	6,070,160.90	3,990,424.28	4,243,695.51	13,068,833.06	27,342,743.74	4,048,707.04	4,960,982.62	4,161,253.24	10,184,219.75	25,952,727.89	3.00	0.00	3,387,470.69	0.00
MOOE		18,834,000.00	(720,000.00)	18,114,000.00	18,834,000.00	(720,000.00)	0.00	0.00	18,114,000.00	7,580,888.66	2,181,413.97	4,481,038.87	3,771,984.78	17,365,298.26	3,603,432.54	4,109,780.88	2,940,844.87	5,149,175.04	15,782,005.13	3.00	118,703.74	7,013,291.13	220,002.00
Administration of Paramoral Benefits	10300100002000	3,778,000.00	3,758,256.28	7,536,256.28	3,778,000.00	3,758,256.28	0.00	0.00	7,536,256.28	0.00	3,151,070.03	4,388,219.23	0.00	7,536,256.28	0.00	2,952,213.82	4,984,042.44	0.00	7,536,256.28	3.00	0.00	0.00	0.00
PB		3,778,000.00	3,758,256.28	7,536,256.28	3,778,000.00	3,758,256.28	0.00	0.00	7,536,256.28	0.00	3,151,070.03	4,388,219.23	0.00	7,536,256.28	0.00	2,952,213.82	4,984,042.44	0.00	7,536,256.28	3.00	0.00	0.00	0.00
Sub-Total: General Administration and Support		82,993,000.00	0.00	82,993,000.00	82,993,000.00	0.00	0.00	0.00	82,993,000.00	13,651,049.61	8,201,478.23	13,100,003.61	16,941,717.81	52,374,286.26	8,153,138.56	12,060,847.52	11,685,982.65	15,233,946.79	47,253,534.24	3.00	118,703.74	5,400,762.02	220,002.00
PB		34,150,000.00	(720,000.00)	33,430,000.00	34,150,000.00	(720,000.00)	0.00	0.00	33,430,000.00	6,070,160.90	7,120,613.25	8,618,614.74	13,068,833.06	34,879,000.00	4,348,707.04	7,912,198.64	8,745,305.68	10,343,919.79	31,491,626.11	3.00	0.00	3,387,470.69	0.00
MOOE		18,834,000.00	(720,000.00)	18,114,000.00	18,834,000.00	(720,000.00)	0.00	0.00	18,114,000.00	7,580,888.66	2,181,413.97	4,481,038.87	3,771,984.78	17,365,298.26	3,603,432.54	4,109,780.88	2,940,844.87	5,149,175.04	15,782,005.13	3.00	118,703.74	7,013,291.13	220,002.00
FinEx (if Applicable)		0.00	0.00	0.00	0.00	0.00	0.00	0.00	0.00	0.00	0.00	0.00	0.00	0.00	0.00	0.00	0.00	0.00	3.00	0.00	0.00	0.00	0.00
CO		0.00	0.00	0.00	0.00	0.00	0.00	0.00	0.00	0.00	0.00	0.00	0.00	0.00	0.00	0.00	0.00	0.00	3.00	0.00	0.00	0.00	0.00
Operations	20300300003000	64,401,000.00	0.00	64,401,000.00	64,401,000.00	0.00	0.00	0.00	64,401,000.00	27,800,387.45	18,782,790.20	20,302,896.97	26,592,773.19	64,278,418.91	17,791,970.19	23,888,497.82	19,386,846.02	23,232,510.90	64,081,956.02	3.00	122,581.19	9,961,459.28	204,864.64
CO: Fertilizer and pesticide products and services required		64,401,000.00	0.00	64,401,000.00	64,401,000.00	0.00	0.00	0.00	64,401,000.00	27,800,387.45	18,782,790.20	20,302,896.97	26,592,773.19	64,278,418.91	17,791,970.19	23,888,497.82	19,386,846.02	23,232,510.90	64,081,956.02	3.00	122,581.19	9,961,459.28	204,864.64
FERTILIZER AND PESTICIDE REGULATORY PROGRAM		64,401,000.00	0.00	64,401,000.00	64,401,000.00	0.00	0.00	0.00	64,401,000.00	27,800,387.45	18,782,790.20	20,302,896.97	26,592,773.19	64,278,418.91	17,791,970.19	23,888,497.82	19,386,846.02	23,232,510.90	64,081,956.02	3.00	122,581.19	9,961,459.28	204,864.64
Quality Control and Inspection	31010210001000	61,277,000.00	0.00	61,277,000.00	61,277,000.00	0.00	0.00	0.00	61,277,000.00	21,184,023.83	12,844,216.78	12,751,230.94	14,682,437.38	61,278,876.94	13,824,098.76	15,321,186.76	13,242,389.88	14,714,714.41	56,803,068.25	3.00	123.14	4,548,343.37	124,884.56
PB		44,487,000.00	0.00	44,487,000.00	44,487,000.00	0.00	0.00	0.00	44,487,000.00	18,178,394.45	8,532,137.46	10,000,912.04	12,668,856.03	48,287,000.00	10,241,238.43	10,809,621.31	10,702,039.26	12,215,144.87	56,803,068.25	3.00	0.00	4,131,855.03	124,884.56
MOOE		16,790,000.00	0.00	16,790,000.00	16,790,000.00	0.00	0.00	0.00	16,790,000.00	3,110,648.36	3,311,738.30	2,744,318.96	1,823,571.35	15,809,676.98	2,674,808.36	4,412,554.48	2,872,350.63	4,784,280.53	14,471,923.89	3.00	123.14	1,418,486.34	124,884.56
Registration and Licensing	3101010002000	30,274,000.00	0.00	30,274,000.00	30,274,000.00	0.00	0.00	0.00	30,274,000.00	6,411,364.65	4,088,734.42	7,551,463.07	12,109,345.81	30,151,541.85	4,187,317.41	5,617,862.06	8,344,946.84	8,508,808.58	24,838,996.09	3.00	122,486.05	5,432,045.64	90,000.00
PB		15,945,000.00	0.00	15,945,000.00	15,945,000.00	0.00	0.00	0.00	15,945,000.00	3,258,169.48	2,044,369.48	3,258,169.48	5,380,873.84	17,715,722.00	3,248,168.78	4,466,348.41	5,400,869.41	5,400,869.41	16,305,347.83	3.00	97,362.28	1,461,275.08	0.00
MOOE		13,228,000.00	0.00	13,228,000.00	13,228,000.00	0.00	0.00	0.00	13,228,000.00	3,153,195.17	2,044,369.48	4,293,293.59	6,828,461.97	18,435,819.85	919,148.63	1,151,513.65	3,144,077.43	3,144,077.43	9,433,648.26	3.00	25,103.77	3,971,270.30	80,000.00
Projects		2,301,000.00	0.00	2,301,000.00	2,301,000.00	0.00	0.00	0.00	2,301,000.00	0.00	0.00	0.00	0.00	2,301,000.00	0.00	0.00	0.00	2,301,000.00	3.00	0.00	0.00	0.00	0.00
Locals-Funded Projects		2,301,000.00	0.00	2,301,000.00	2,301,000.00	0.00	0.00	0.00	2,301,000.00	0.00	0.00	0.00	0.00	2,301,000.00	0.00	0.00	0.00	2,301,000.00	3.00	0.00	0.00	0.00	0.00
Forced Organic Fertilizer Development Program	31010200002000	2,850,000.00	0.00	2,850,000.00	2,850,000.00	0.00	0.00	0.00	2,850,000.00	0.00	0.00	0.00	0.00	2,850,000.00	0.00	0.00	0.00	2,850,000.00	3.00	0.00	0.00	0.00	0.00
MOOE		2,850,000.00	0.00	2,850,000.00	2,850,000.00	0.00	0.00	0.00	2,850,000.00	0.00	0.00	0.00	0.00	2,850,000.00	0.00	0.00	0.00	2,850,000.00	3.00	0.00	0.00	0.00	0.00

Department : Department of Agriculture (DA)  
 Agency/Entity : Fertilizer and Pesticide Authority  
 Operating Unit : < not applicable >  
 Organization Code (UACS) : 05 005 000000  
 Fund Cluster : 01 Regular Agency Fund

X Current Year Appropriations  
 Supplemental Appropriations  
 Continuing Appropriations

e.g. UACS Fund Cluster: 01-Regular Agency Fund, 02-Foreign Assisted Projects Fund, 03-Special Account-Locally Funded/Domestic Grants Fund, and 04-Special Account-Foreign Assisted/Foreign Grants Fund)


Particulars	UACS CODE	Appropriations			Allocations						Current Year Obligations					Current Year Disbursements					Balance			
		Authorized Appropriations	Adjustments/Transfer To/From, Modifications/ Augmentations	Adjusted Appropriations 5=(3+4)	Allocations Received	Transfer To	Transfer From	Adjusted Total Allocations 10=(8+9)	1st Quarter Ending March 31	2nd Quarter Ending June 30	3rd Quarter Ending Sept 30	4th Quarter Ending Dec 31	TOTAL	1st Quarter Ending March 31	2nd Quarter Ending June 30	3rd Quarter Ending Sept 30	4th Quarter Ending Dec 31	TOTAL	Unreleased Appro	Unobligated Allotments	Unpaid Obligations/15-21=(23+24)			
																					Current and Demandable	Not Yet Due and Demandable		
Sub-Total: Operations		94,401,000.00	0.00	94,401,000.00	94,401,000.00	0.00	0.00	27,800,377.45	18,782,259.20	20,302,896.97	28,562,770.19	94,276,418.81	17,791,870.19	22,869,497.82	19,366,048.02	23,223,550.99	84,091,986.02	3.00	122,551.19	8,981,889.23	204,984.56			
PS		51,432,000.00	1,819,124.97	53,251,124.97	53,251,124.97	0.00	0.00	15,207,127.88	12,027,127.88	13,532,275.41	18,877,729.87	63,153,772.99	14,193,460.21	15,265,977.72	13,310,021.58	16,791,693.29	58,960,547.80	3.00	97,552.08	4,862,750.04	0.00			
MOOE		32,869,000.00	(1,819,124.97)	31,049,875.03	31,049,875.03	0.00	0.00	3,148,875.03	9,894,417.50	6,964,713.34	5,770,423.58	7,715,243.32	31,124,545.82	3,988,509.98	8,423,480.10	8,078,024.44	7,322,497.70	25,531,422.22	3.00	28,229.11	3,388,259.14	204,984.56		
Fines (if Applicable)		0.00	0.00	0.00	0.00	0.00	0.00	0.00	0.00	0.00	0.00	0.00	0.00	0.00	0.00	0.00	0.00	0.00	0.00	0.00	0.00	0.00		
CO		0.00	0.00	0.00	0.00	0.00	0.00	0.00	0.00	0.00	0.00	0.00	0.00	0.00	0.00	0.00	0.00	0.00	0.00	0.00	0.00	0.00		
Sub-Total: Agency Specific Budget		147,384,000.00	0.00	147,384,000.00	147,384,000.00	0.00	0.00	147,384,000.00	41,291,457.06	29,084,944.43	33,402,792.83	43,434,891.00	147,152,715.07	25,945,109.77	35,770,415.34	31,072,888.37	38,587,075.79	131,345,499.29	3.00	241,284.93	15,382,251.25	424,984.56		
PS		85,591,000.00	2,539,124.97	88,130,124.97	85,591,000.00	2,539,124.97	0.00	0.00	86,130,124.97	23,866,130.60	19,947,862.27	22,151,100.15	31,947,582.82	89,332,772.80	19,943,187.25	23,178,174.36	22,265,479.34	26,975,479.34	90,052,071.81	3.00	97,352.08	7,880,704.98	0.00	
MOOE		51,803,000.00	(2,539,124.97)	49,263,875.03	51,803,000.00	(2,539,124.97)	0.00	0.00	49,263,875.03	17,285,326.46	9,115,175.21	11,251,612.43	11,488,928.09	49,119,842.18	7,101,942.52	12,582,249.98	8,017,871.11	12,981,672.74	41,293,427.35	3.00	143,932.85	7,401,860.27	424,984.56	
Fines (if Applicable)		0.00	0.00	0.00	0.00	0.00	0.00	0.00	0.00	0.00	0.00	0.00	0.00	0.00	0.00	0.00	0.00	0.00	0.00	0.00	0.00	0.00	0.00	
CO		0.00	0.00	0.00	0.00	0.00	0.00	0.00	0.00	0.00	0.00	0.00	0.00	0.00	0.00	0.00	0.00	0.00	0.00	0.00	0.00	0.00	0.00	
II. Automatic Appropriations		8,617,000.00	0.00	8,617,000.00	8,617,000.00	0.00	0.00	0.00	8,617,000.00	1,285,851.12	1,851,725.11	1,813,478.62	2,729,708.16	7,679,861.01	1,285,851.12	1,851,725.11	1,789,523.18	2,075,969.62	7,000,198.23	3.00	937,138.99	579,882.79	0.00	
Special Budget of National Government Agencies		8,617,000.00	0.00	8,617,000.00	8,617,000.00	0.00	0.00	0.00	8,617,000.00	1,285,851.12	1,851,725.11	1,813,478.62	2,729,708.16	7,679,861.01	1,285,851.12	1,851,725.11	1,789,523.18	2,075,969.62	7,000,198.23	3.00	937,138.99	579,882.79	0.00	
Retirement and Life Insurance Premiums		8,617,000.00	0.00	8,617,000.00	8,617,000.00	0.00	0.00	0.00	8,617,000.00	1,285,851.12	1,851,725.11	1,813,478.62	2,729,708.16	7,679,861.01	1,285,851.12	1,851,725.11	1,789,523.18	2,075,969.62	7,000,198.23	3.00	937,138.99	579,882.79	0.00	
PS		8,617,000.00	0.00	8,617,000.00	8,617,000.00	0.00	0.00	0.00	8,617,000.00	1,285,851.12	1,851,725.11	1,813,478.62	2,729,708.16	7,679,861.01	1,285,851.12	1,851,725.11	1,789,523.18	2,075,969.62	7,000,198.23	3.00	937,138.99	579,882.79	0.00	
MOOE		0.00	0.00	0.00	0.00	0.00	0.00	0.00	0.00	0.00	0.00	0.00	0.00	0.00	0.00	0.00	0.00	0.00	0.00	0.00	0.00	0.00	0.00	
Fines		0.00	0.00	0.00	0.00	0.00	0.00	0.00	0.00	0.00	0.00	0.00	0.00	0.00	0.00	0.00	0.00	0.00	0.00	0.00	0.00	0.00	0.00	
CO		0.00	0.00	0.00	0.00	0.00	0.00	0.00	0.00	0.00	0.00	0.00	0.00	0.00	0.00	0.00	0.00	0.00	0.00	0.00	0.00	0.00	0.00	
III. Special Purpose Fund		0.00	3,816,190.00	3,816,190.00	0.00	3,816,190.00	0.00	0.00	3,816,190.00	0.00	0.00	0.00	0.00	3,816,190.00	0.00	0.00	0.00	3,816,190.00	3,816,190.00	3.00	1,750.87	0.00	0.00	
Pension and Gratuity Fund		0.00	3,816,190.00	3,816,190.00	0.00	3,816,190.00	0.00	0.00	3,816,190.00	0.00	0.00	0.00	0.00	3,816,190.00	0.00	0.00	0.00	3,816,190.00	3,816,190.00	3.00	1,750.87	0.00	0.00	
PS		0.00	3,816,190.00	3,816,190.00	0.00	3,816,190.00	0.00	0.00	3,816,190.00	0.00	0.00	0.00	0.00	3,816,190.00	0.00	0.00	0.00	3,816,190.00	3,816,190.00	3.00	1,750.87	0.00	0.00	
MOOE		0.00	0.00	0.00	0.00	0.00	0.00	0.00	0.00	0.00	0.00	0.00	0.00	0.00	0.00	0.00	0.00	0.00	0.00	0.00	0.00	0.00	0.00	
Fines		0.00	0.00	0.00	0.00	0.00	0.00	0.00	0.00	0.00	0.00	0.00	0.00	0.00	0.00	0.00	0.00	0.00	0.00	0.00	0.00	0.00	0.00	
CO		0.00	0.00	0.00	0.00	0.00	0.00	0.00	0.00	0.00	0.00	0.00	0.00	0.00	0.00	0.00	0.00	0.00	0.00	0.00	0.00	0.00	0.00	
IV. Reversion of the Unobligated Allotments charged against RA No. 11466 and 11484		0.00	0.00	0.00	0.00	0.00	0.00	0.00	0.00	0.00	0.00	0.00	0.00	0.00	0.00	0.00	0.00	0.00	0.00	0.00	0.00	0.00	0.00	
GRAND TOTAL		158,011,000.00	3,816,190.00	161,827,190.00	158,011,000.00	3,816,190.00	0.00	0.00	161,827,190.00	42,537,138.18	30,915,096.54	36,216,179.20	49,875,838.49	158,847,015.41	27,230,730.89	37,821,440.48	32,862,421.55	44,145,513.90	142,160,138.87	3.00	1,160,174.59	16,281,214.20	424,984.56	
PS		104,209,000.00	6,363,314.97	110,582,314.97	104,209,000.00	6,363,314.97	0.00	0.00	110,582,314.97	26,271,781.72	21,798,413.30	23,866,656.77	38,491,710.41	108,827,072.23	30,123,813.37	25,026,199.47	23,844,500.44	31,463,841.19	100,866,709.47	3.00	1,038,241.74	8,980,363.79	0.00	
MOOE		51,803,000.00	(2,539,124.97)	49,263,875.03	51,803,000.00	(2,539,124.97)	0.00	0.00	49,263,875.03	17,285,326.46	9,115,175.21	11,251,512.43	11,488,928.09	49,119,842.18	7,101,942.52	12,582,249.98	8,017,871.11	12,981,672.74	41,293,427.35	3.00	143,932.85	7,401,860.27	424,984.56	


Department : Department of Agriculture (DA)  
 Agency/Entity : Fertilizer and Pesticide Authority  
 Operating Unit : < not applicable >  
 Organization Code (UACS) : 05 005 0000000  
 Fund Cluster : 01 Regular Agency Fund


X	Current Year Appropriations
	Supplemental Appropriations
	Continuing Appropriations


(e.g. UACS Fund Cluster: 01-Regular Agency Fund, 02-Foreign Assisted Projects Fund, 03-Special Account-Locally Funded/Domestic Grants Fund, and 04-Special Account-Foreign Assisted/Foreign Grants Fund)

Particulars	UACS CODE	Appropriations			Allotments			Current Year Obligations							Current Year Disbursements					Balances																								
		Authorized Appropriations	Adjustments (Transfer To/From, Modification/ Augmentations)	Adjusted Appropriations	Allotments Placed	Adjustments (Reduction, Modification/ Augmentations)	Transfer To	Transfer From	Adjusted Total Allotments	1st Quarter Ending March 31	2nd Quarter Ending June 30	3rd Quarter Ending Sept. 30	4th Quarter Ending Dec. 31	TOTAL	1st Quarter Ending March 31	2nd Quarter Ending June 30	3rd Quarter Ending Sept. 30	4th Quarter Ending Dec. 31	TOTAL	Unreleased Appro	Unobligated Allotments	Unpaid Obligations (15-20)+(23+24)																						
1	2	3	4	5=(3+4)	6	7	8	9	10=(8+(-17)-9+9)	11	12	13	14	15=(11+12+13+14)	16	17	18	19	20=(16+17+18+19)	21	22	23	24																					
Recapitulation by CO:																																												
L Agency Specific Budget		94,401,000.00	0.00	94,401,000.00	94,401,000.00	0.00	0.00	0.00	94,401,000.00	27,800,257.45	19,782,589.20	29,302,698.07	26,562,773.19	94,275,418.51	17,791,970.19	22,880,497.82	19,386,943.02	25,223,589.89	84,091,985.02	0.00	122,581.19	9,961,489.20	204,064.59																					
FERTILIZER AND PESTICIDE REGULATORY PROGRAM		94,401,000.00	0.00	94,401,000.00	94,401,000.00	0.00	0.00	0.00	94,401,000.00	27,800,257.45	19,782,589.20	29,302,698.07	26,562,773.19	94,275,418.51	17,791,970.19	22,880,497.82	19,386,943.02	25,223,589.89	84,091,985.02	0.00	122,581.19	9,961,489.20	204,064.59																					

Certified Correct:   
  
 ERAMAE V. INOCENCIO  
 Administrative Officer V, Budget Section  
 Date: 2022-01-30 20:39:11

Certified Correct:   
  
 MARIA THERESA B. OLIVERO  
 Supervising Administrative Officer  
 Date: 2022-01-30 20:39:11

Recommending Approval:   
  
 GINA C. TOMIMBANG  
 Chief Administrative Officer  
 Date: 2022-01-30 20:42:59

Approved By:   
  
 WILFRED C. ROLDAN  
 Executive Director  
 Date: 2022-01-30 20:47:40

STATEMENT OF APPROPRIATIONS, ALLOTMENTS, OBLIGATIONS, DISBURSEMENTS AND BALANCES  
As of the Quarter Ending December 31, 2021

Authorization: 01 - Continuing Appropriations  
Report Status:

Department: Department of Agriculture  
Agency: Fertilizer and Pesticide Authority  
Operating Unit: M/JA  
Organization Code (UAACS): 26057000000  
Fund Cluster: 01 - Regular Agency Fund

Particulars	UAACS CODE	Appropriation			Allotments			Current Year Obligations					Current Year Disbursements				Balances							
		Authorized Appropriation	Adjustments (Transfer To)/From Reassignment	Adjusted Appropriations	Allotments Received	Adjustments (Withdrawal, Reassignment)	Transfer To	Transfer From	Adjusted Total Allotments	1st Quarter Ending March 31	2nd Quarter Quarter Ending June 30	3rd Quarter Enging Sept. 30	4th Quarter Ending Dec. 31	Total	1st Quarter Ending March 31	2nd Quarter Quarter Ending June 30	3rd Quarter Enging Sept. 30	4th Quarter Ending Dec. 31	Total	Unreleased Appropriations	Unobligated Allotment	Unpaid Obligations [15-20] + [23+24]		
1	2	3	4	5a) 5a)	6	7	8	9	10 (6)(1)-(7)-(8)-(9)	11	12	13	14	15 (11)+(12)+(13)+(14)	16	17	18	19	20 (16)+(17)+(18)+(19)	21 (5-10)	22 (10-15)	23	24	
I. Agency Specific Budget																								
Specific Budgets of National Government																								
Agencies																								
General Administration and Support	10000000000000	465,156.75	9,566.14	273,073.26	273,073.26			273,073.26		273,073.26	153,585.76	115,000.00		266,565.76	106,073.26	153,894.70	8,597.80	266,565.76		5,507.50				
General Management and Supervision	100000100001000	465,156.75	9,566.14	273,073.26	273,073.26			273,073.26		273,073.26	153,585.76	115,000.00		266,565.76	106,073.26	153,894.70	8,597.80	266,565.76		5,507.50				
MOOE	9,566.14		9,566.14																					
MOOE	266,073.26		(116,606.54)	106,073.26	106,073.26			106,073.26		106,073.26	45,492.50	115,000.00		166,492.50	106,073.26	153,894.70	8,597.80	166,492.50		5,507.50				
CO	189,517.35		(22,517.35)	167,000.00	167,000.00			167,000.00		167,000.00														
Administration of Personnel Benefits	100000100002000																							
PS																								
Operations	30000000000000	2,994,609.91	(9,058.58)	2,119,141.25	2,119,141.25			2,119,141.25		2,119,141.25	1,187,853.14	892,338.88	24,744.34	2,044,936.36	713,396.42	686,252.42	509,769.19	1,909,418.03		74,204.89	86,018.33	48,600.00		
GG: Fertilizer and Pesticide Products and Hardware regulated	31000000000000	2,994,609.91	(9,058.58)	2,119,141.25	2,119,141.25			2,119,141.25		2,119,141.25	1,187,853.14	892,338.88	24,744.34	2,044,936.36	713,396.42	686,252.42	509,769.19	1,909,418.03		74,204.89	86,018.33	48,600.00		
M/O: FERTILIZER AND PESTICIDE	31000000000000																							
REGULATION SERVICES	310100000000000	2,994,609.91	(9,058.58)	2,119,141.25	2,119,141.25			2,119,141.25		2,119,141.25	1,187,853.14	892,338.88	24,744.34	2,044,936.36	713,396.42	686,252.42	509,769.19	1,909,418.03		74,204.89	86,018.33	48,600.00		
Quality Control and Inspection	310100100001000	40,922.61	(9,058.58)	31,864.03	31,864.03			31,864.03		31,864.03				31,864.03				31,864.03						
PS	9,058.58		(9,058.58)																					
MOOE	31,864.03			31,864.03	31,864.03			31,864.03		31,864.03														
Registration and Licensing	310100100002000	2,953,687.30	(86,146.07)	2,087,277.22	2,087,277.22			2,087,277.22		2,087,277.22	1,155,989.11	892,338.88	24,744.34	2,013,072.33	687,522.39	686,252.42	509,769.19	1,877,554.00		74,204.89	86,018.33	48,600.00		
PS	6,146.07		(6,146.07)																					
MOOE	2,947,541.23		(80,000.00)	2,087,277.22	2,087,277.22			2,087,277.22		2,087,277.22	1,155,989.11	892,338.88	24,744.34	2,013,072.33	687,522.39	686,252.42	509,769.19	1,877,554.00		74,204.89	86,018.33	48,600.00		
Sub-Total Agency-Specific		3,320,766.66	(156,644.72)	2,225,214.51	2,225,214.51			2,225,214.51		2,225,214.51	1,283,826.40	892,338.88	24,744.34	2,111,019.62	887,522.39	686,252.42	509,769.19	1,877,554.00		74,204.89	86,018.33	48,600.00		
PS	26,776.79		(26,776.79)																					
MOOE	3,189,478.52		(129,867.93)	2,225,214.51	2,225,214.51			2,225,214.51		2,225,214.51	1,283,826.40	892,338.88	24,744.34	2,111,019.62	887,522.39	686,252.42	509,769.19	1,877,554.00		74,204.89	86,018.33	48,600.00		
Fin Ex																								
CO	189,517.35		(22,517.35)	167,000.00	167,000.00			167,000.00		167,000.00				166,492.50			153,894.70	8,607.80	166,492.50		5,507.50			
II. Special Purpose Fund																								
Miscellaneous Personnel Benefits Fund																								
Miscellaneous Personnel Benefits Fund																								
Performance-Based Bonus	10000000000000																							
PS																								
Funding Requirements for the Salary Adjustment																								
PS	10000000000000																							
Funding Requirements for the Filling Up of Certified Positions																								
PS	10000000000000																							
Retirement and Disability Fund																								
Purpose	40000000000000																							
Pension and Disability Fund	40000000000000																							
For payment of retirement and terminal leave benefits	40080000000000																							
PS																								
For payment of monetization of leave credits	40080000000000																							
PS																								
Sub-Total SPP																								
PS																								
MOOE																								
Fin Ex																								
GRAND TOTAL		5,329,766.66	(1,097,857.15)	2,225,214.51	2,225,214.51			2,225,214.51		2,225,214.51	1,398,416.80	892,338.88	24,744.34	2,311,502.12	918,409.69	698,147.12	518,966.00	2,175,989.79		80,716.39	86,018.33	48,600.00		
PS		26,776.79													887,522.39	686,252.42	509,769.19	1,877,554.00						
MOOE		3,189,478.52		2,225,214.51	2,225,214.51			2,225,214.51		2,225,214.51	1,283,826.40	892,338.88	24,744.34	2,111,019.62	1,177,922.22			1,877,554.00		74,204.89	86,018.33	48,600.00		
Fin Ex																								
CO		189,517.35		22,517.35	167,000.00			167,000.00		167,000.00				166,492.50			153,894.70	8,607.80	166,492.50		5,507.50			

Certified Correct:  
  
MARIA THERESA L. CAMEROS  
Supervising Administrative Officer  
Date:

Certified Correct:  
  
GINA C. ROMIBANG  
Chief Administrative Officer  
Date:

Recommended By:  
  
WILFREDO C. ROLDAN  
Executive Director  
Date:

Approved By:  
  
WILFREDO C. ROLDAN  
Executive Director  
Date:



STATEMENT OF APPROPRIATIONS, ALLOTMENTS, OBLIGATIONS, DISBURSEMENTS AND BALANCES  
As of the Quarter Ending December 31, 2021

Authorization: 01 - Continuing Appropriations  
Report Status:

Department: Department of Agriculture  
Agency: Fertilizer and Pesticide Authority  
Operating Unit: N/A  
Organization Code (UAUCS): 26057000000  
Fund Cluster 01 - Regular Agency Fund

Particulars	UAUCS CODE	Appropriation		Allotments		Current Year Obligations								Current Year Disbursements				Balances																											
		Authorized Appropriation	Adjustments (Transfer To)/From Realignment	Adjusted Appropriations	Allotments Received	Adjustments (Withdrawal, Realignment)	Transfer To	Transfer From	Adjusted Total Allotments	1st Quarter Ending March 31	2nd Quarter Ending June 30	3rd Quarter Ending Sept. 30	4th Quarter Ending Dec. 31	Total	1st Quarter Ending March 31	2nd Quarter Ending June 30	3rd Quarter Ending Sept. 30	4th Quarter Ending Dec. 31	Total	Unreleased Appropriations	Unobligated Allotment	Unpaid Obligations (15-20) + (23-24)																							
1	2	3	4	5	6	7	8	9	10	11	12	13	14	15	16	17	18	19	20	21	22	23	24																						
I. Agency Specific Budget																																													
Specific Budgets of National Government Agencies																																													
General Administration and Support	10000000000000	405,156.75	9,566.14	273,073.26	273,073.26				273,073.26		151,065.76	115,000.00		266,565.76		106,073.26	151,894.70	9,597.80		266,565.76		6,507.50																							
General Management and Supervision	100000100001000	405,156.75	9,566.14	273,073.26	273,073.26				273,073.26		151,065.76	115,000.00		266,565.76		106,073.26	151,894.70	9,597.80		266,565.76		6,507.50																							
PS		9,566.14	(9,566.14)																																										
MISCE		266,073.26	(100,000.00)	166,073.26	166,073.26				166,073.26		151,065.76	115,000.00		266,565.76		106,073.26	151,894.70	9,597.80		266,565.76		6,507.50																							
CD		189,517.35	(22,517.35)	167,000.00	167,000.00				167,000.00		45,492.50	115,000.00		166,492.50		106,073.26	151,894.70	9,597.80		166,492.50		6,507.50																							
Administration of Personnel Benefits	100000100002000																																												
PS																																													
Operations	300000000000000	2,994,609.91	(9,058.58)	2,119,141.25	2,119,141.25				2,119,141.25		1,187,853.14	812,138.88	24,744.34	2,044,936.36		713,396.42	686,252.42	509,769.19	1,009,418.03	2,044,936.36	74,204.88	86,918.33	48,600.00																						
CG: Fertilizer and Pesticide Products and Handlers regulated	310000000000000	2,994,609.91		2,119,141.25	2,119,141.25				2,119,141.25		1,187,853.14	812,138.88	24,744.34	2,044,936.36		713,396.42	686,252.42	509,769.19	1,009,418.03	2,044,936.36	74,204.88	86,918.33	48,600.00																						
MISCE																																													
REGULATION SERVICES	310100000000000	2,894,609.91	(875,468.60)	2,119,141.25	2,119,141.25				2,119,141.25		1,187,853.14	812,138.88	24,744.34	2,044,936.36		713,396.42	686,252.42	509,769.19	1,009,418.03	2,044,936.36	74,204.88	86,918.33	48,600.00																						
PS		40,922.61	(9,058.58)	31,864.03	31,864.03				31,864.03		31,864.03	31,864.03		31,864.03		31,864.03	31,864.03			31,864.03																									
REGISTRATION AND LICENSING	310100100000200	2,953,687.30	186,435.09	2,087,277.22	2,087,277.22				2,087,277.22		1,155,989.11	812,138.88	24,744.34	2,032,871.33		681,532.39	686,252.42	509,769.19	1,877,554.00	2,032,871.33	74,204.88	86,918.33	48,600.00																						
PS		81,446.07	(81,446.07)																																										
MISCE		2,945,241.23	(854,264.01)	2,087,277.22	2,087,277.22				2,087,277.22		1,155,989.11	812,138.88	24,744.34	2,032,871.33		681,532.39	686,252.42	509,769.19	1,877,554.00	2,032,871.33	74,204.88	86,918.33	48,600.00																						
Sub-Total, Agency Specific		3,399,766.66	(176,014.73)	2,892,214.51	2,892,214.51				2,892,214.51		1,339,418.80	942,138.88	24,744.34	2,311,502.12		819,489.68	816,147.12	518,366.99	2,178,983.29	2,311,502.12	80,712.89	86,918.33	48,600.00																						
PS		46,770.79	(46,770.79)																																										
MISCE		3,189,478.52	(958,264.01)	2,225,214.51	2,225,214.51				2,225,214.51		1,293,418.80	812,138.88	24,744.34	2,115,609.62		819,489.68	816,147.12	518,366.99	2,178,983.29	2,115,609.62	74,204.88	86,918.33	48,600.00																						
Fin. Ex																																													
CD		189,517.35	(22,517.35)	167,000.00	167,000.00				167,000.00		45,492.50	115,000.00		166,492.50		106,073.26	151,894.70	9,597.80		166,492.50		6,507.50																							
III. Special Purpose Fund																																													
Miscellaneous Personnel Benefits Fund																																													
Miscellaneous Personnel Benefits Fund	000000000000000																																												
PS																																													
Funding Requirements for the Salary Adjustment	100000702000000																																												
PS																																													
Funding Requirements for the Filling up of Unfilled Positions	100000704000000																																												
PS																																													
Pension and Gratuity Fund	400000000000000																																												
Purpose	400000000000000																																												
Pension and Gratuity Fund	400000000000000																																												
For payment of retirement and terminal leave benefits	400000000000000																																												
PS																																													
For payment of monetization of leave credits	400000000000000																																												
PS																																													
Sub-Total, SPF																																													
PS																																													
MISCE																																													
Fin. Ex																																													
CD																																													
<b>GRAND TOTAL</b>		<b>5,999,766.66</b>	<b>(1,007,585.18)</b>	<b>2,892,214.51</b>	<b>2,892,214.51</b>				<b>2,892,214.51</b>		<b>1,339,418.80</b>	<b>942,138.88</b>	<b>24,744.34</b>	<b>2,311,502.12</b>		<b>819,489.68</b>	<b>816,147.12</b>	<b>518,366.99</b>	<b>2,178,983.29</b>	<b>2,311,502.12</b>	<b>80,712.89</b>	<b>86,918.33</b>	<b>48,600.00</b>																						
PS		187,207.79	(26,270.79)																																										
MISCE		3,189,478.52	(958,264.01)	2,225,214.51	2,225,214.51				2,225,214.51		1,293,418.80	812,138.88	24,744.34	2,115,609.62		819,489.68	816,147.12	518,366.99	2,178,983.29	2,115,609.62	74,204.88	86,918.33	48,600.00																						
Fin. Ex																																													
CD		189,517.35	(22,517.35)	167,000.00	167,000.00				167,000.00		45,492.50	115,000.00		166,492.50		106,073.26	151,894.70	9,597.80		166,492.50		6,507.50																							

Certified Correct:  
  
MARIA THERESA M. RAMOS  
Administrative Officer V, Budget Section  
Date:

Certified Correct:  
  
GINA C. TIMBANG  
Supervising Administrative Officer  
Date:

Recommended By:  
  
GINA C. TIMBANG  
Chief Administrative Officer  
Date:

Approved:  
  
WILFREDO C. ROLAN  
Executive Director  
Date:

SUMMARY OF APPROPRIATIONS, ALLOTMENTS, OBLIGATIONS, DISBURSEMENTS AND BALANCES BY OBJECT OF EXPENDITURES  
As at the Quarter Ending December 31, 2021

Department : Department of Agriculture (DA)  
Agency : Fertilizer and Pesticide Authority  
Operating Unit : < not applicable >  
Organization Code (UAOS) : 06 006 000000  
Fund Cluster : 01 Regular Agency Fund

X	Current Year Appropriations
	Supplemental Appropriations
	Continuing Appropriations

(e.g. UAOS Fund Cluster: 01-Regular Agency Fund, 02-Foreign Assisted Projects Fund, 03-Special Account-Locally Funded/Diverse Grants Fund, and 04-Special Account-Foreign Assisted/Foreign Grants Fund)

Particulars	UAOS CODE	Appropriations					Allotments					Obligations				Disbursements					Balance			
		Authorized Appropriations	Adjustments (Transfer To/From, Modifications/Augmentations)	Adjusted Appropriations	Allotments Received	Adjustments (Reductions, Modifications/Augmentations)	Transfer To	Transfer From	Adjusted Allotments	1st Quarter Ending March 31	2nd Quarter Ending June 30	3rd Quarter Ending Sept 30	4th Quarter Ending Dec 31	TOTAL	1st Quarter Ending March 31	2nd Quarter Ending June 30	3rd Quarter Ending Sept 30	4th Quarter Ending Dec 31	TOTAL	Unreleased Appropriations	Unobligated Allotments	Unpaid Obligations (15.20+(23+24))		
		3	4	5=(3+4)	6	7	8	9	10=(5+(7-8))	11	12	13	14	15=(11+12+13+14)	16	17	18	19	20=(16+17+18+19)	21=(5-10)	22=(10-15)	23	24	
<b>SUMMARY</b>		156,011,300.00	3,916,190.00	159,927,490.00	158,011,200.00	3,916,190.00	0.00	0.00	155,077,100.00	42,807,603.18	30,981,904.54	35,216,776.25	49,978,838.49	158,047,015.41	27,250,760.89	37,801,440.46	32,862,421.66	44,445,511.62	142,160,138.62	0.00	1,980,174.89	18,061,914.33	424,894.66	
<b>A. AGENCY SPECIFIC BUDGET</b>		147,394,300.00	0.00	147,394,300.00	147,394,000.00	0.00	0.00	147,394,000.00	41,251,467.08	29,094,964.43	33,402,702.56	43,434,491.00	147,152,716.07	25,945,109.77	35,774,415.34	31,072,866.37	38,567,075.73	131,145,490.29	0.00	241,294.93	15,382,019.25	424,894.66		
Personal Services		99,591,300.00	2,536,124.97	102,127,424.97	102,127,424.97	0.00	0.00	102,127,424.97	23,886,140.80	19,847,839.27	22,151,190.15	31,847,582.92	96,832,772.80	18,943,167.25	23,178,174.38	22,065,317.25	29,478,494.34	80,052,071.61	0.00	97,352.08	7,463,700.08	0.00		
Salaries and Wages	501010000	71,800,300.00	(5,784,548.78)	66,015,751.22	71,800,000.00	(5,784,548.78)	0.00	0.00	60,226,453.22	21,883,008.81	10,479,962.77	16,022,266.52	65,980,681.91	65,980,681.91	16,655,513.31	13,792,898.38	15,774,583.14	17,160,821.33	63,363,318.17	0.00	24,263.00	2,608,740.08	0.00	
Salaries and Wages - Regular	501010100	71,800,300.00	(5,784,548.78)	66,015,751.22	71,800,000.00	(5,784,548.78)	0.00	0.00	60,226,453.22	21,883,008.81	10,479,962.77	16,022,266.52	65,980,681.91	65,980,681.91	16,655,513.31	13,792,898.38	15,774,583.14	17,160,821.33	63,363,318.17	0.00	24,263.00	2,608,740.08	0.00	
Rec: Salary - Civilian	501010101	71,800,300.00	(5,784,548.78)	66,015,751.22	71,800,000.00	(5,784,548.78)	0.00	0.00	60,226,453.22	21,883,008.81	10,479,962.77	16,022,266.52	65,980,681.91	65,980,681.91	16,655,513.31	13,792,898.38	15,774,583.14	17,160,821.33	63,363,318.17	0.00	24,263.00	2,608,740.08	0.00	
Other Compensation	501020000	18,000,000.00	3,344,568.07	21,344,568.07	18,000,000.00	3,344,568.07	0.00	0.00	21,900,946.78	2,000,772.73	6,016,263.73	1,440,511.35	12,305,693.13	21,900,241.14	1,079,500.00	8,131,556.45	1,407,038.63	5,402,547.47	17,978,578.78	0.00	42,227.93	1,809,861.93	0.00	
Personal Economic Relief Allowance (PERA)	501020100	3,500,000.00	(193,912.11)	3,306,087.89	3,500,000.00	(193,912.11)	0.00	0.00	3,306,087.89	1,132,272.73	528,272.73	803,727.27	85,800,298.28	3,263,181.32	697,000.00	638,646.45	797,454.85	6,158,117.17	3,294,918.18	0.00	28,805.07	16,363.84	0.00	
PERA - Civilian	501020101	3,500,000.00	(193,912.11)	3,306,087.89	3,500,000.00	(193,912.11)	0.00	0.00	3,306,087.89	1,132,272.73	528,272.73	803,727.27	85,800,298.28	3,263,181.32	697,000.00	638,646.45	797,454.85	6,158,117.17	3,294,918.18	0.00	28,805.07	16,363.84	0.00	
Transportation Allowance (TA)	501020200	450,000.00	137,260.00	587,260.00	450,000.00	137,260.00	0.00	0.00	587,260.00	153,300.00	183,500.00	183,500.00	183,500.00	183,500.00	124,750.00	160,000.00	160,000.00	199,000.00	660,180.00	0.00	0.00	27,200.00	0.00	
Transportation Allowance (TA)	501020201	450,000.00	137,260.00	587,260.00	450,000.00	137,260.00	0.00	0.00	587,260.00	153,300.00	183,500.00	183,500.00	183,500.00	183,500.00	124,750.00	160,000.00	160,000.00	199,000.00	660,180.00	0.00	0.00	27,200.00	0.00	
Travel Allowance (TA)	501020300	343,300.00	14,669.00	357,969.00	343,300.00	14,669.00	0.00	0.00	357,969.00	80,750.00	108,750.00	91,250.00	80,750.00	392,000.00	80,750.00	80,750.00	80,750.00	80,750.00	312,000.00	0.00	0.00	10,000.00	0.00	
Travel Allowance (TA)	501020301	343,300.00	14,669.00	357,969.00	343,300.00	14,669.00	0.00	0.00	357,969.00	80,750.00	108,750.00	91,250.00	80,750.00	392,000.00	80,750.00	80,750.00	80,750.00	80,750.00	312,000.00	0.00	0.00	10,000.00	0.00	
Clothing/Uniform Allowance	501020400	878,300.00	(60,300.00)	818,000.00	878,300.00	(60,300.00)	0.00	0.00	757,700.00	78,000.00	78,000.00	0.00	0.00	78,000.00	78,000.00	78,000.00	78,000.00	78,000.00	78,000.00	0.00	0.00	0.00	0.00	
Clothing/Uniform Allowance - Civilian	501020401	878,300.00	(60,300.00)	818,000.00	878,300.00	(60,300.00)	0.00	0.00	757,700.00	78,000.00	78,000.00	0.00	0.00	78,000.00	78,000.00	78,000.00	78,000.00	78,000.00	78,000.00	0.00	0.00	0.00	0.00	
Subsistence Allowance (SA)	501020500	0.00	278,825.30	278,825.30	0.00	278,825.30	0.00	0.00	278,825.30	0.00	0.00	0.00	278,825.30	0.00	0.00	0.00	0.00	0.00	278,825.30	0.00	0.00	278,825.30	0.00	
Subsistence Allowance - Magna Carta Benefits for Science and Technology under R.A. 8439	501020502	0.00	278,825.30	278,825.30	0.00	278,825.30	0.00	0.00	278,825.30	0.00	0.00	0.00	278,825.30	0.00	0.00	0.00	0.00	0.00	278,825.30	0.00	0.00	278,825.30	0.00	
Laundry Allowance (LA)	501020600	0.00	43,009.01	43,009.01	0.00	43,009.01	0.00	0.00	43,009.01	0.00	0.00	0.00	43,009.01	0.00	0.00	0.00	0.00	0.00	43,009.01	0.00	0.00	43,009.01	0.00	
Laundry Allowance - Magna Carta Benefits for Science and Technology under R.A. 8439	501020602	0.00	43,009.01	43,009.01	0.00	43,009.01	0.00	0.00	43,009.01	0.00	0.00	0.00	43,009.01	0.00	0.00	0.00	0.00	0.00	43,009.01	0.00	0.00	43,009.01	0.00	
Hazard Pay - IPI	501021100	0.00	1,772,869.36	1,772,869.36	0.00	1,772,869.36	0.00	0.00	1,772,869.36	0.00	0.00	0.00	1,772,869.36	0.00	0.00	0.00	0.00	0.00	1,772,869.36	0.00	0.00	1,772,869.36	0.00	
Hazard Pay - Civilian	501021102	0.00	1,772,869.36	1,772,869.36	0.00	1,772,869.36	0.00	0.00	1,772,869.36	0.00	0.00	0.00	1,772,869.36	0.00	0.00	0.00	0.00	0.00	1,772,869.36	0.00	0.00	1,772,869.36	0.00	
MF - Magna Carta Benefits for Science and Technology under R.A. 8439	501021104	0.00	880,899.34	880,899.34	0.00	880,899.34	0.00	0.00	880,899.34	0.00	0.00	0.00	880,899.34	0.00	0.00	0.00	0.00	0.00	880,899.34	0.00	0.00	880,899.34	0.00	
Year End Bonus	501021400	5,894,000.00	(328,892.54)	5,565,107.46	5,894,000.00	(328,892.54)	0.00	0.00	5,565,107.46	0.00	0.00	0.00	5,565,107.46	0.00	0.00	0.00	0.00	0.00	5,565,107.46	0.00	0.00	5,565,107.46	0.00	
Bonus - Civilian	501021401	5,894,000.00	(328,892.54)	5,565,107.46	5,894,000.00	(328,892.54)	0.00	0.00	5,565,107.46	0.00	0.00	0.00	5,565,107.46	0.00	0.00	0.00	0.00	0.00	5,565,107.46	0.00	0.00	5,565,107.46	0.00	
Clean Gift	501021600	750,000.00	(38,500.00)	711,500.00	750,000.00	(38,500.00)	0.00	0.00	711,500.00	0.00	0.00	0.00	711,500.00	0.00	0.00	0.00	0.00	0.00	711,500.00	0.00	0.00	711,500.00	0.00	
Clean Gift - Civilian	501021601	750,000.00	(38,500.00)	711,500.00	750,000.00	(38,500.00)	0.00	0.00	711,500.00	0.00	0.00	0.00	711,500.00	0.00	0.00	0.00	0.00	0.00	711,500.00	0.00	0.00	711,500.00	0.00	
Mid-Year Bonus - Civilian	501021800	5,260,000.00	(733,884.50)	4,526,115.50	5,260,000.00	(733,884.50)	0.00	0.00	4,526,115.50	0.00	0.00	0.00	4,526,115.50	0.00	0.00	0.00	0.00	0.00	4,526,115.50	0.00	0.00	4,526,115.50	0.00	
Mid-Year Bonus - Civilian	501021801	5,260,000.00	(733,884.50)	4,526,115.50	5,260,000.00	(733,884.50)	0.00	0.00	4,526,115.50	0.00	0.00	0.00	4,526,115.50	0.00	0.00	0.00	0.00	0.00	4,526,115.50	0.00	0.00	4,526,115.50	0.00	
Other Bonuses and Allowances	501029000	730,000.00	2,403,124.87	3,133,124.87	730,000.00	2,403,124.87	0.00	0.00	3,133,124.87	0.00	0.00	0.00	3,133,124.87	0.00	0.00	0.00	0.00	0.00	3,133,124.87	0.00	0.00	3,133,124.87	0.00	
Collective Negotiation Agreement Incentive - Civilian	501029011	0.00	2,538,124.87	2,538,124.87	0.00	2,538,124.87	0.00	0.00	2,538,124.87	0.00	0.00	0.00	2,538,124.87	0.00	0.00	0.00	0.00	0.00	2,538,124.87	0.00	0.00	2,538,124.87	0.00	
Productivity Enhancement Incentive - Civilian	501029012	730,000.00	(66,000.00)	664,000.00	730,000.00	(66,000.00)	0.00	0.00	664,000.00	0.00	0.00	0.00	664,000.00	0.00	0.00	0.00	0.00	0.00	664,000.00	0.00	0.00	664,000.00	0.00	
Personal Benefit Contributions	501030000	1,194,000.00	68,828.23	1,262,828.23	1,194,000.00	68,828.23	0.00	0.00	1,262,828.23	209,800.04	303,152.69	303,152.69	1,262,828.23	1,229,005.25	209,800.04	303,152.69	289,626.05	321,167.91	1,217,071.81	0.00	0.00	1,072,964.64	0.00	
Pay-BIG Contributions	501030200	175,300.00	(10,800.00)	164,500.00	175,300.00	(10,800.00)	0.00	0.00	164,500.00	28,100.00	40,200.00	52,200.00	164,500.00	162,600.00	26,100.00	40,200.00	41,400.00	41,400.00	162,600.00	0.00	0.00	14,000.00	0.00	
Pay-BIG - Civilian</																								

Department : Department of Agriculture (DA)  
 Agency : Fertilizer and Pesticide Authority  
 Operating Unit : < not applicable >  
 Organization Code (UACS) : 06 005 000000  
 Fund Cluster : 01 Regular Agency Fund

X	Current Year Appropriations
	Supplemental Appropriations
	Continuing Appropriations

(e.g. UACS Fund Cluster: 01-Regular Agency Fund, 02-Foreign Assisted Projects Fund, 03-Special Account-Locally Funded/Domestic Grants Fund, and 04-Special Account-Foreign Assisted/Foreign Grants Fund)

Particulars	UACS CODE	Appropriations			Allotments					Obligations					Balances									
		Authorized Appropriations	Adjustments (Transfer To/From, Modifications/ Augmentations)	Adjusted Appropriations	Allotments Received	Adjustments (Reductions, Modifications/ Augmentations)	Transfer To	Transfer From	Adjusted Allotments	1st Quarter Ending March 31	2nd Quarter Ending June 30	3rd Quarter Ending Sept 30	4th Quarter Ending Dec 31	TOTAL	1st Quarter Ending March 31	2nd Quarter Ending June 30	3rd Quarter Ending Sept 30	4th Quarter Ending Dec 31	TOTAL	Unreleased Appropriations	Unobligated Allotments	Unpaid Obligations (15-20)(23+24)		
		3	4	5=(3+4)	6	7	8	9	10=(6+(7)-8+9)	11	12	13	14	15=(11+12+13+14)	16	17	18	19	20=(16+17+18+19)	21=(5-10)	22=(10-15)	23	24	
Traveling Expenses	502010000	10,334,300.00	(1,257,328.58)	9,076,971.42	10,334,000.00	(1,257,328.58)	0.00	0.00	9,076,971.42	1,477,820.00	1,853,014.50	2,402,156.46	3,276,100.00	8,009,090.96	1,110,643.48	2,123,756.07	2,194,079.46	1,409,089.96	6,838,546.96	0.00	67,577.46	2,180,547.00	0.00	
Traveling Expenses - Local	502010100	9,834,000.00	(757,328.58)	9,076,671.42	9,834,000.00	(757,328.58)	0.00	0.00	9,076,671.42	1,477,820.00	1,853,014.50	2,402,156.46	3,276,100.00	8,009,090.96	1,110,643.48	2,123,756.07	2,194,079.46	1,409,089.96	6,838,546.96	0.00	67,577.46	2,180,547.00	0.00	
Traveling Expenses - Foreign	502010200	500,300.00	(500,000.00)	0.00	500,000.00	(500,000.00)	0.00	0.00	0.00	0.00	0.00	0.00	0.00	0.00	0.00	0.00	0.00	0.00	0.00	0.00	0.00	0.00	0.00	0.00
Training and Seminars Expenses	502020000	1,870,000.00	(289,999.42)	1,580,000.58	1,330,600.58	1,600,000.00	0.00	0.00	1,330,600.58	207,000.00	99,899.08	274,198.64	748,503.02	1,330,600.58	207,000.00	99,899.08	274,198.64	748,503.02	1,330,600.58	0.00	0.00	498,719.31	0.00	
Training Expenses	502020100	1,620,000.00	(289,999.42)	1,330,000.58	1,330,000.58	1,600,000.00	0.00	0.00	1,330,000.58	207,000.00	99,899.08	274,198.64	748,503.02	1,330,600.58	207,000.00	99,899.08	274,198.64	748,503.02	1,330,600.58	0.00	0.00	498,719.31	0.00	
Training Expenses	502020102	1,620,000.00	(289,999.42)	1,330,000.58	1,330,000.58	1,600,000.00	0.00	0.00	1,330,000.58	207,000.00	99,899.08	274,198.64	748,503.02	1,330,600.58	207,000.00	99,899.08	274,198.64	748,503.02	1,330,600.58	0.00	0.00	498,719.31	0.00	
Supplies and Materials Expenses	502030000	8,078,000.00	(1,066,525.80)	7,011,474.20	8,078,000.00	(1,066,525.80)	0.00	0.00	7,011,474.20	4,408,011.44	503,412.60	1,303,693.77	688,910.12	7,008,209.00	1,443,528.12	1,207,385.59	1,218,857.10	2,167,801.20	6,858,376.01	0.00	375.37	696,227.00	33,562.00	
Office Supplies Expenses	502030100	1,885,000.00	(844,758.13)	1,040,241.87	1,040,241.87	1,885,000.00	0.00	0.00	1,040,241.87	253,715.65	93,717.30	208,508.25	235,874.20	844,888.50	160,781.40	95,483.49	190,823.90	160,781.40	728,008.60	0.00	375.37	123,058.00	0.00	
Office Supplies Expenses	502030102	1,885,000.00	(844,758.13)	1,040,241.87	1,040,241.87	1,885,000.00	0.00	0.00	1,040,241.87	253,715.65	93,717.30	208,508.25	235,874.20	844,888.50	160,781.40	95,483.49	190,823.90	160,781.40	728,008.60	0.00	375.37	123,058.00	0.00	
Accountable Forms Expenses	502030200	900,000.00	232,063.00	1,132,063.00	900,000.00	232,063.00	0.00	0.00	1,132,063.00	484,800.00	190,930.00	48,800.00	0.00	1,132,063.00	484,800.00	190,930.00	48,800.00	0.00	487,500.00	0.00	0.00	0.00	0.00	
Non-Merchandise Forms Expenses	502030300	100,000.00	(100,000.00)	0.00	100,000.00	(100,000.00)	0.00	0.00	0.00	0.00	0.00	0.00	0.00	0.00	0.00	0.00	0.00	0.00	0.00	0.00	0.00	0.00	0.00	
Medical, Dental and Laboratory Supplies Expenses	502030500	800,000.00	(108,201.43)	691,798.57	800,000.00	(108,201.43)	0.00	0.00	691,798.57	43,940.00	285,242.26	298,011.37	84,900.00	690,960.67	24,043.00	37,287.32	38,000.00	210,588.47	327,832.00	0.00	0.00	38,940.78	33,520.00	
Fuel, Oil and Lubricants Expenses	502030600	2,878,000.00	(521,140.28)	2,356,859.72	2,356,859.72	2,878,000.00	0.00	0.00	2,356,859.72	3,437,000.00	0.00	0.00	0.00	3,436,859.72	4,887,869.72	4,074,945.28	84,182.27	872,828.63	3,874,940.00	0.00	0.00	34,881.00	0.00	
Semi-Expendable Machinery and Equipment Expenses	502030700	190,000.00	(32,380.48)	157,619.52	190,000.00	(32,380.48)	0.00	0.00	157,619.52	9,191.28	19,198.00	27,947.00	101,382.28	157,619.52	9,191.28	19,198.00	27,947.00	101,382.28	157,619.52	0.00	0.00	18,181.00	0.00	
Semi-Expendable Machinery and Equipment Expenses	502030700	190,000.00	(32,380.48)	157,619.52	190,000.00	(32,380.48)	0.00	0.00	157,619.52	9,191.28	19,198.00	27,947.00	101,382.28	157,619.52	9,191.28	19,198.00	27,947.00	101,382.28	157,619.52	0.00	0.00	18,181.00	0.00	
Semi-Expendable Furniture, Fixtures and Books Expenses	502030800	185,000.00	55,897.35	240,897.35	185,000.00	55,897.35	0.00	0.00	240,897.35	0.00	0.00	0.00	0.00	240,897.35	0.00	0.00	0.00	0.00	240,897.35	0.00	0.00	0.00	0.00	
Furniture and Fixtures	502030801	185,000.00	55,897.35	240,897.35	185,000.00	55,897.35	0.00	0.00	240,897.35	0.00	0.00	0.00	0.00	240,897.35	0.00	0.00	0.00	0.00	240,897.35	0.00	0.00	0.00	0.00	
Other Supplies and Materials Expenses	502030900	280,000.00	249,785.35	529,785.35	280,000.00	249,785.35	0.00	0.00	529,785.35	10,393.25	92,179.75	197,202.25	499,785.25	106,191.55	12,170.77	38,504.35	210,588.47	488,420.35	529,785.35	0.00	0.00	22,884.50	0.00	
Utility Expenses	502040000	6,180,000.00	(1,614,099.83)	4,565,900.17	6,180,000.00	(1,614,099.83)	0.00	0.00	4,565,900.17	866,630.09	1,382,168.23	778,172.83	1,578,898.14	4,974,969.03	751,442.91	1,340,672.27	500,808.08	1,152,296.80	4,684,147.87	0.00	103.14	520,912.16	0.00	
Water Expenses	502040100	1,340,000.00	(773,393.71)	566,606.29	1,340,000.00	(773,393.71)	0.00	0.00	566,606.29	284,172.88	83,616.86	86,829.30	12,048.38	566,606.29	598,078.70	108,677.61	73,622.19	14,334.25	1,114,043.79	0.00	0.00	55,668.54	0.00	
Electricity Expenses	502040200	4,840,000.00	(840,706.12)	4,000,000.00	4,000,000.00	(840,706.12)	0.00	0.00	4,000,000.00	1,258,819.54	710,540.24	1,454,300.76	4,008,383.79	666,084.21	1,240,984.86	723,074.90	1,068,877.56	3,543,007.12	4,000,000.00	0.00	120.14	485,346.62	0.00	
Communication Expenses	502050000	2,706,000.00	(894,477.45)	1,811,522.55	2,706,000.00	(894,477.45)	0.00	0.00	1,811,522.55	727,883.99	88,013.55	404,434.34	363,152.61	1,900,411.54	213,756.49	44,292.12	364,144.37	563,868.86	1,821,094.77	0.00	11.00	279,418.77	0.00	
Postage and Courier Services	502050100	364,196.00	(175,033.88)	189,162.12	364,196.00	(175,033.88)	0.00	0.00	189,162.12	73,338.66	88,121.50	92,064.08	113,574.02	384,486.92	67,712.10	72,877.17	88,966.31	19,672.44	295,628.02	0.00	0.00	68,268.00	0.00	
Telephone Expenses	502050200	1,701,000.00	(598,912.14)	1,102,087.86	1,701,000.00	(598,912.14)	0.00	0.00	1,102,087.86	576,123.61	203,886.44	192,819.84	138,188.81	1,102,087.86	100,538.66	234,828.28	213,630.38	360,825.50	1,102,087.86	0.00	0.00	182,189.88	0.00	
Mobile	502050201	1,281,000.00	(383,161.01)	897,838.99	1,281,000.00	(383,161.01)	0.00	0.00	897,838.99	444,480.01	139,904.01	139,904.01	74,104.01	897,838.99	3,022.21	178,445.65	178,445.65	739,653.20	1,281,000.00	0.00	0.00	158,178.79	0.00	
Landline	502050202	420,000.00	(215,751.13)	204,248.87	420,000.00	(215,751.13)	0.00	0.00	204,248.87	38,699.79	56,982.43	53,144.83	58,013.87	204,248.87	22,600.33	71,866.87	38,044.71	70,704.69	204,248.87	0.00	0.00	4,089.07	0.00	
Internet Subscription Expenses	502050203	484,200.00	0.00	484,200.00	484,200.00	0.00	0.00	484,200.00	77,434.62	106,818.44	119,479.82	433,907.64	484,200.00	125,486.53	107,781.84	148,796.94	385,986.76	484,200.00	0.00	0.00	43,434.91	0.00		
Confidential, Intelligence and Information Expenses	502100000	136,000.00	0.00	136,000.00	136,000.00	0.00	0.00	136,000.00	30,000.00	30,000.00	30,000.00	30,000.00	46,000.00	136,000.00	30,000.00	30,000.00	30,000.00	46,000.00	136,000.00	0.00	0.00	0.00	0.00	
Extracurricular and Miscellaneous Expenses	502100000	136,000.00	0.00	136,000.00	136,000.00	0.00	0.00	136,000.00	30,000.00	30,000.00	30,000.00	30,000.00	46,000.00	136,000.00	30,000.00	30,000.00	30,000.00	46,000.00	136,000.00	0.00	0.00	0.00	0.00	
Professional Services	502110000	10,737,000.00	2,222,419.34	12,959,419.34	10,737,000.00	2,222,419.34	0.00	0.00	12,959,419.34	5,011,556.84	402,482.83	5,978,871.78	2,177,328.28	12,869,119.34	2,017,602.58	2,824,300.10	2,450,831.54	4,069,482.98	11,362,226.42	0.00	0.00	1,827,180.00	80,000.00	
Legal Services	502110100	260,000.00	(335,800.00)	24,200.00	360,000.00	(335,800.00)	0.00	0.00	24,200.00	1,500.00	0.00	12,760.00	6,400.00	3,100.00	24,200.00	1,600.00	12,700.00	0.00	1,600.00	0.00	0.00	0.00	0.00	
Auditing Services	502110200	80,000.00	(76,880.00)	3,120.00	80,000.00	(76,880.00)	0.00	0.00	3,120.00	750.00	0.00	2,388.00	0.00	3,120.00	750.00	0.00	0.00	0.00	3,120.00	0.00	0.00	0.00	0.00	
Other Professional Services	502110300	10,397,000.00	2,608,099.34	12,825,099.34	10,397,000.00	2,608,099.34	0.00	0.00	12,825,099.34	5,006,410.84	399,482.83	5,947,083.78	2,166,208.28	12,869,119.34	2,015,852.58	2,811,600.10	2,448,031.54							





Department : Department of Agriculture (DA)  
 Agency : Fertilizer and Pesticide Authority  
 Operating Unit : < not applicable >  
 Organization Code (UACS) : 05 005 000000  
 Fund Cluster : 01 Regular Agency Fund

X Current Year Appropriations  
 Supplemental Appropriations  
 Continuing Appropriations

(e.g. UACS Fund Cluster: 01-Regular Agency Fund, 02-Foreign Assisted Projects Fund, 03-Special Account-Locally Funded/Domestic Grants Fund, and 04-Special Account-Foreign Assisted/Foreign Grants Fund)

Particulars	UACS CODE	Appropriations					Allotments					Obligations					Disbursements					Balances			
		Authorized Appropriations	Adjustments (Transfer To/From, Modifications/ Augmentations)	Adjusted Appropriations	Allotments Received	Adjustments (Reductions, Modifications/ Augmentations)	Transfer To	Transfer From	Adjusted Allotments	1st Quarter Ending March 31	2nd Quarter Ending June 30	3rd Quarter Ending Sept. 30	4th Quarter Ending Dec. 31	TOTAL	1st Quarter Ending March 31	2nd Quarter Ending June 30	3rd Quarter Ending Sept. 30	4th Quarter Ending Dec. 31	TOTAL	Unreleased Appropriations	Unobligated Allotments	Unpaid Obligations (15-20)(23+24)			
																						20=16+17+18+19	21=(5-10)	22=(10-15)	23
Taxes, Duties and Licenses	5021501001	269,000.00	(199,517.91)	80,482.09	280,000.00	(199,517.91)	0.00	0.00	80,482.09	12,880.42	36,973.89	12,547.48	19,187.30	154(11+12+13+14)	80,482.09	8,655.30	36,112.01	12,547.48	8,367.18	69,071.97	0.00	0.00	10,810.12	0.00	
Fidelity Bond Premiums	5021502000	433,000.00	(118,992.50)	314,007.50	403,000.00	(118,992.50)	0.00	0.00	314,007.50	6,750.00	1,125.00	0.00	306,142.50	314,017.50	6,625.00	2,250.00	0.00	308,142.50	314,017.50	0.00	0.00	0.00	0.00		
Insurance Expenses	5021503000	880,000.00	(15,818.00)	864,181.91	860,000.00	(15,818.00)	0.00	0.00	864,181.91	670,285.19	42,458.47	53,286.82	97,751.43	864,381.91	663,322.39	49,420.77	8,899.75	140,263.08	860,466.46	0.00	0.00	3,915.45	0.00		
Other Maintenance and Operating Expenses	5020900000	3,868,000.00	(52,342.38)	3,336,757.64	3,860,000.00	(52,342.38)	0.00	0.00	3,336,757.64	1,540,533.30	840,235.99	284,420.92	681,658.82	3,336,849.53	223,224.86	522,804.16	831,193.04	977,608.42	2,553,230.63	0.00	8,908.11	553,818.90	220,000.00		
Advertising Expenses	5020901000	11,000.00	(11,000.00)	0.00	11,000.00	(11,000.00)	0.00	0.00	0.00	0.00	0.00	0.00	0.00	0.00	0.00	0.00	0.00	0.00	0.00	0.00	0.00	0.00	0.00	0.00	
Printing and Publication Expenses	5020902000	750,000.00	(138,473.02)	611,526.98	750,000.00	(138,473.02)	0.00	0.00	611,526.98	0.00	187,750.00	187,770.00	247,335.00	611,526.98	0.00	0.00	187,750.00	187,770.00	385,530.00	0.00	0.00	0.00	0.00	0.00	
Representation Expenses	5020903000	910,000.00	(547,965.34)	362,034.66	910,000.00	(547,965.34)	0.00	0.00	362,034.66	87,879.82	87,888.82	60,777.49	117,153.31	362,780.54	81,834.82	73,532.82	86,725.49	80,282.39	311,186.08	0.00	0.00	0.00	0.00		
Transportation and Delivery Expenses	5020904000	150,000.00	70,000.00	220,000.00	160,000.00	70,000.00	0.00	0.00	220,000.00	0.00	0.00	0.00	220,000.00	220,000.00	0.00	0.00	0.00	0.00	0.00	0.00	0.00	0.00	0.00	220,000.00	
Rent/Lease Expense	5020905000	1,880,000.00	85,528.63	2,075,528.63	1,880,000.00	85,528.63	0.00	0.00	2,075,528.63	1,417,781.60	597,444.00	0.00	60,232.00	2,075,528.63	130,094.28	408,350.71	591,343.12	875,376.51	1,813,134.82	0.00	0.00	282,104.01	0.00		
Rents - Building and Structures	5020905001	1,880,000.00	223,305.60	1,913,305.60	1,880,000.00	223,305.60	0.00	0.00	1,913,305.60	1,352,781.60	597,444.00	0.00	82,100.00	1,913,305.60	130,094.28	337,806.24	560,034.84	845,410.96	1,881,285.32	0.00	0.00	231,029.28	0.00		
Rents - Equipment	5020905004	300,000.00	(138,778.97)	161,221.03	300,000.00	(138,778.97)	0.00	0.00	161,221.03	0.00	0.00	0.00	1,778.97	163,223.93	0.00	70,544.47	31,339.28	29,885.56	131,849.30	0.00	0.00	31,073.73	0.00		
Subscription Expenses	5020907000	50,000.00	15,867.37	65,867.37	50,000.00	15,867.37	0.00	0.00	65,867.37	35,993.28	7,353.17	6,373.43	16,947.48	65,867.37	2,325.78	40,120.80	6,373.43	14,379.06	83,189.80	0.00	0.01	2,477.43	0.00		
Library and Other Reading Materials Subscription Expenses	5020907004	50,000.00	15,867.37	65,867.37	50,000.00	15,867.37	0.00	0.00	65,867.37	35,993.28	7,353.17	6,373.43	16,947.48	65,867.37	2,325.78	40,120.80	6,373.43	14,379.06	83,189.80	0.00	0.01	2,477.43	0.00		
B. AUTOMATIC APPROPRIATIONS		6,617,000.00	0.00	6,617,000.00	6,617,000.00	0.00	0.00	0.00	6,617,000.00	1,285,651.12	1,851,025.11	1,813,476.62	2,728,708.19	7,879,861.01	1,285,651.12	1,851,025.11	1,789,623.18	2,073,968.82	7,000,198.23	0.00	897,138.99	878,882.78	0.00		
Retirement and Life Insurance Premiums		6,617,000.00	0.00	6,617,000.00	6,617,000.00	0.00	0.00	0.00	6,617,000.00	1,285,651.12	1,851,025.11	1,813,476.62	2,728,708.19	7,879,861.01	1,285,651.12	1,851,025.11	1,789,623.18	2,073,968.82	7,000,198.23	0.00	897,138.99	878,882.78	0.00		
C. SPECIAL PURPOSE FUNDS		0.00	3,816,190.00	3,816,190.00	0.00	3,816,190.00	0.00	0.00	3,816,190.00	0.00	0.00	0.00	3,814,439.33	3,814,439.33	0.00	0.00	0.00	3,814,439.33	3,814,439.33	0.00	1,750.67	0.00	0.00		
Pension and Gratuity Fund		0.00	3,816,190.00	3,816,190.00	0.00	3,816,190.00	0.00	0.00	3,816,190.00	0.00	0.00	0.00	3,814,439.33	3,814,439.33	0.00	0.00	0.00	3,814,439.33	3,814,439.33	0.00	1,750.67	0.00	0.00		
Other Personnel Benefits	5010400000	0.00	3,816,190.00	3,816,190.00	0.00	3,816,190.00	0.00	0.00	3,816,190.00	0.00	0.00	0.00	3,814,439.33	3,814,439.33	0.00	0.00	0.00	3,814,439.33	3,814,439.33	0.00	1,750.67	0.00	0.00		
Terminal Leave Benefits		0.00	3,816,190.00	3,816,190.00	0.00	3,816,190.00	0.00	0.00	3,816,190.00	0.00	0.00	0.00	3,814,439.33	3,814,439.33	0.00	0.00	0.00	3,814,439.33	3,814,439.33	0.00	1,750.67	0.00	0.00		
Terminal Leave Benefits - Civilian	5010400001	0.00	3,816,190.00	3,816,190.00	0.00	3,816,190.00	0.00	0.00	3,816,190.00	0.00	0.00	0.00	3,814,439.33	3,814,439.33	0.00	0.00	0.00	3,814,439.33	3,814,439.33	0.00	1,750.67	0.00	0.00		
GRAND TOTAL		158,011,000.00	3,816,190.00	158,827,190.00	158,915,000.00	3,816,190.00	0.00	0.00	158,827,190.00	42,537,196.18	30,915,989.64	31,216,174.20	49,973,838.48	158,847,016.41	27,230,750.89	37,821,440.45	44,445,519.00	142,160,134.82	1,180,174.59	10,281,914.03	0.00	1,180,174.59	10,281,914.03	424,954.58	

Certified Correct:  
  
 ERMAR V. INOCENCIO  
 Administrative Officer V, Budget Section  
 Date: 2022-01-30 20:40:18

Certified Correct:  
  
 MARIA THERESA B. CORDERO  
 Supervising Administrative Officer  
 Date: 2022-01-30 20:40:18

Recommending Approval:  
  
 GINA C. TOMIMBANG  
 Chief Administrative Officer  
 Date: 2022-01-30 20:43:57

Approved:  
  
 WILFREDO C. BALDAN  
 Executive Director  
 Date: 2022-01-30 20:51:18



SUMMARY OF APPROPRIATIONS, ALLOTMENTS, OBLIGATIONS, DISBURSEMENTS AND BALANCES BY OBJECT OF EXPENDITURES

As at the Quarter Ending December 31, 2021

Department: Department of Agriculture (DA)  
 Agency/Entity: Fertilizer and Pesticide Authority  
 Operating Unit: < not applicable >  
 Organization Code (UAOS): 05 005 000000  
 Fund Cluster: 01 Regular Agency Fund

	Current Year Appropriations
	Supplemental Appropriations
X	Continuing Appropriations

(e.g. UAOS Fund Cluster, 01-Regular Agency Fund, 02-Foreign Assisted Projects Fund, 03-Special Account-Locally Funded/Domestic Grants Fund, and 04-Special Account Foreign Assisted/Foreign Grants Fund)

Particulars	UAOS CODE	Appropriations			Allotments			Obligations					Disbursements				Balances							
		Authorized Appropriations	Adjustments (Transfer To/From, Modifications/ Augmentations)	Adjusted Appropriations	Allotments Received	Adjustments (Reductions, Modifications/ Augmentations)	Transfer To	Transfer From	Adjusted Allotments	1st Quarter Ending March 31	2nd Quarter Ending June 30	3rd Quarter Ending Sept. 30	4th Quarter Ending Dec. 31	TOTAL	1st Quarter Ending March 31	2nd Quarter Ending June 30	3rd Quarter Ending Sept. 30	4th Quarter Ending Dec. 31	TOTAL	Unreleased Appropriations	Unobligated Allotments	Unpaid Obligations (15-20)/(23-24)		
		3	4	5=(3+4)	6	7	8	9	10=(8+9)-(7-8-9)	11	12	13	14	15=(11+12+13+14)	16	17	18	19	20=(16+17+18+19)	21=(5-16)	22=(10-15)	23	24	
<b>SUMMARY</b>		3,399,788.70	(1,007,562.15)	2,392,214.55	3,399,788.70	(1,007,562.15)	0.00	0.00	2,392,214.55	0.00	1,330,418.90	947,238.88	24,744.34	2,311,502.12	0.00	816,281.48	838,355.32	614,385.90	2,175,963.79	0.00	80,711.43	85,918.33	48,856.00	
<b>1. CONTINUING APPROPRIATIONS</b>		3,399,788.70	(1,007,562.15)	2,392,214.55	3,399,788.70	(1,007,562.15)	0.00	0.00	2,392,214.55	0.00	1,330,418.90	947,238.88	24,744.34	2,311,502.12	0.00	816,281.48	838,355.32	614,385.90	2,175,963.79	0.00	80,711.43	85,918.33	48,856.00	
<b>I. Agency Sworld Budget</b>		3,399,788.70	(1,007,562.15)	2,392,214.55	3,399,788.70	(1,007,562.15)	0.00	0.00	2,392,214.55	0.00	1,330,418.90	947,238.88	24,744.34	2,311,502.12	0.00	816,281.48	838,355.32	614,385.90	2,175,963.79	0.00	80,711.43	85,918.33	48,856.00	
Personal Services		28,770.78	(28,770.78)	0.00	28,770.78	(28,770.78)	0.00	0.00	0.00	0.00	0.00	0.00	0.00	0.00	0.00	0.00	0.00	0.00	0.00	0.00	0.00	0.00	0.00	0.00
Other Compensation	501020000	20,479.38	(20,479.38)	0.00	20,479.38	(20,479.38)	0.00	0.00	0.00	0.00	0.00	0.00	0.00	0.00	0.00	0.00	0.00	0.00	0.00	0.00	0.00	0.00	0.00	0.00
Clothing/Uniform Allowance	501020400	8,000.00	(8,000.00)	0.00	8,000.00	(8,000.00)	0.00	0.00	0.00	0.00	0.00	0.00	0.00	0.00	0.00	0.00	0.00	0.00	0.00	0.00	0.00	0.00	0.00	0.00
Clothing/Uniform Allowance - Civilian	501020400	8,000.00	(8,000.00)	0.00	8,000.00	(8,000.00)	0.00	0.00	0.00	0.00	0.00	0.00	0.00	0.00	0.00	0.00	0.00	0.00	0.00	0.00	0.00	0.00	0.00	0.00
Subsistence Allowance (SA)	501020500	1,997.28	(1,997.28)	0.00	1,997.28	(1,997.28)	0.00	0.00	0.00	0.00	0.00	0.00	0.00	0.00	0.00	0.00	0.00	0.00	0.00	0.00	0.00	0.00	0.00	0.00
Subsistence Allowance - Migma Carta Benefits for	501020502	1,997.28	(1,997.28)	0.00	1,997.28	(1,997.28)	0.00	0.00	0.00	0.00	0.00	0.00	0.00	0.00	0.00	0.00	0.00	0.00	0.00	0.00	0.00	0.00	0.00	0.00
Laundry Allowance (L.A.)	501020600	7,482.10	(7,482.10)	0.00	7,482.10	(7,482.10)	0.00	0.00	0.00	0.00	0.00	0.00	0.00	0.00	0.00	0.00	0.00	0.00	0.00	0.00	0.00	0.00	0.00	0.00
Laundry Allowance - Migma Carta Benefits for	501020603	7,482.10	(7,482.10)	0.00	7,482.10	(7,482.10)	0.00	0.00	0.00	0.00	0.00	0.00	0.00	0.00	0.00	0.00	0.00	0.00	0.00	0.00	0.00	0.00	0.00	0.00
Cash Out	501021000	5,000.00	(5,000.00)	0.00	5,000.00	(5,000.00)	0.00	0.00	0.00	0.00	0.00	0.00	0.00	0.00	0.00	0.00	0.00	0.00	0.00	0.00	0.00	0.00	0.00	0.00
Cash Out - Civilian	501021001	5,000.00	(5,000.00)	0.00	5,000.00	(5,000.00)	0.00	0.00	0.00	0.00	0.00	0.00	0.00	0.00	0.00	0.00	0.00	0.00	0.00	0.00	0.00	0.00	0.00	0.00
Personal Benefit Contributions	501020800	6,291.41	(6,291.41)	0.00	6,291.41	(6,291.41)	0.00	0.00	0.00	0.00	0.00	0.00	0.00	0.00	0.00	0.00	0.00	0.00	0.00	0.00	0.00	0.00	0.00	0.00
Employee Compensation Insurance Premiums (ECP)	501020800	6,291.41	(6,291.41)	0.00	6,291.41	(6,291.41)	0.00	0.00	0.00	0.00	0.00	0.00	0.00	0.00	0.00	0.00	0.00	0.00	0.00	0.00	0.00	0.00	0.00	0.00
SCP - Civilian	501020401	6,291.41	(6,291.41)	0.00	6,291.41	(6,291.41)	0.00	0.00	0.00	0.00	0.00	0.00	0.00	0.00	0.00	0.00	0.00	0.00	0.00	0.00	0.00	0.00	0.00	0.00
Maintenance and Other Operating Expenses		3,183,478.33	(888,294.41)	2,295,174.51	3,183,478.33	(888,294.41)	0.00	0.00	2,295,174.51	0.00	1,299,929.40	830,339.88	24,744.34	2,131,009.87	0.00	819,281.48	888,460.62	509,789.18	2,019,481.24	0.00	74,224.84	85,818.33	48,856.00	
Printing Expenses	502010000	989,858.63	(899,388.63)	270,280.00	989,858.63	(899,388.63)	0.00	0.00	270,280.00	0.00	270,280.00	0.00	0.00	270,280.00	0.00	0.00	0.00	0.00	270,280.00	0.00	0.00	0.00	0.00	0.00
Printing Expenses - Local	502010100	989,858.63	(899,388.63)	270,280.00	989,858.63	(899,388.63)	0.00	0.00	270,280.00	0.00	270,280.00	0.00	0.00	270,280.00	0.00	0.00	0.00	0.00	270,280.00	0.00	0.00	0.00	0.00	0.00
Supplies and Materials Expenses	502030000	725,354.18	(80,838.18)	110,548.80	725,354.18	(80,838.18)	0.00	0.00	110,548.80	0.00	89,760.00	0.00	0.00	89,760.00	0.00	24,900.00	14,802.00	60,298.00	85,760.00	0.00	19,788.80	0.00	0.00	0.00
Office Supplies Expenses	502030100	420,048.18	(397,148.18)	22,900.00	420,048.18	(397,148.18)	0.00	0.00	22,900.00	0.00	22,900.00	0.00	0.00	22,900.00	0.00	22,900.00	0.00	22,900.00	85,760.00	0.00	0.00	0.00	0.00	0.00
Office Supplies Expenses	502030102	420,048.18	(397,148.18)	22,900.00	420,048.18	(397,148.18)	0.00	0.00	22,900.00	0.00	22,900.00	0.00	0.00	22,900.00	0.00	22,900.00	0.00	22,900.00	85,760.00	0.00	0.00	0.00	0.00	0.00
Medical, Dental and Laboratory Supplies Expenses	502030900	207,989.23	(130,287.50)	77,722.40	207,989.23	(130,287.50)	0.00	0.00	77,722.40	0.00	74,960.00	0.00	0.00	74,960.00	0.00	0.00	0.00	0.00	74,960.00	0.00	2,862.40	0.00	0.00	0.00
Fuel, Oil and Lubricant Expenses	502030600	93,489.23	(74,584.00)	18,934.40	93,489.23	(74,584.00)	0.00	0.00	18,934.40	0.00	2,000.00	0.00	0.00	2,000.00	0.00	0.00	0.00	0.00	2,000.00	0.00	18,934.40	0.00	0.00	0.00
Small-Equipment Machinery and Equipment Expenses	502032100	3,890.87	(3,890.87)	0.00	3,890.87	(3,890.87)	0.00	0.00	0.00	0.00	0.00	0.00	0.00	0.00	0.00	0.00	0.00	0.00	0.00	0.00	0.00	0.00	0.00	0.00
Machinery	502032101	3,890.87	(3,890.87)	0.00	3,890.87	(3,890.87)	0.00	0.00	0.00	0.00	0.00	0.00	0.00	0.00	0.00	0.00	0.00	0.00	0.00	0.00	0.00	0.00	0.00	0.00
Utility Expenses	502040500	609,718.38	(539,718.38)	0.00	609,718.38	(539,718.38)	0.00	0.00	0.00	0.00	0.00	0.00	0.00	0.00	0.00	0.00	0.00	0.00	0.00	0.00	0.00	0.00	0.00	0.00

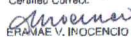
This report was generated using the Unified Reporting System on null version FAR1A.1.1, Status: SUBMITTED





Department: Department of Agriculture (DA)  
 Agency/Entity: Fertilizer and Pesticide Authority  
 Operating Unit: < not applicable >  
 Organization Code (LIACS): 05 005 000003  
 Fund Cluster: 01 Regular Agency Fund  
 (e.g. LIACS Fund Cluster: 01-Regular Agency Fund, 02-Foreign Assisted Projects Fund, 03-Special Account-Locally Funded/Domestic Grants Fund, and 04-Special Account-Foreign Assisted/Foreign Grants Fund)


	Current Year Appropriations
	Supplemental Appropriations
X	Continuing Appropriations

Particulars	LIACS CODE	Appropriations			Allotments						Obligations					Disbursements					Balances					
		Authorized Appropriations	Adjustments (Transfer To/From, Modifications, Augmentations)	Adjusted Appropriations	Allotments Received	Adjustments (Reductions, Modifications, Augmentations)	Transfer To	Transfer From	Adjusted Allotments	1st Quarter Ending March 31	2nd Quarter Ending June 30	3rd Quarter Ending Sept. 30	4th Quarter Ending Dec. 31	TOTAL	1st Quarter Ending March 31	2nd Quarter Ending June 30	3rd Quarter Ending Sept. 30	4th Quarter Ending Dec. 31	TOTAL	Unreleased Appropriations	Unobligated Allotments	Unpaid Obligations (15-20)+(23+24)				
																						10=(8+9)-(8+9)	23	24		
Flare - Equipment	502800004	72,889.76	(58,889.76)	13,000.00	72,889.76	(58,889.76)	0.00	0.00	13,000.00	0.00	0.00	0.00	0.00	13,000.00	0.00	13,000.00	0.00	0.00	13,000.00	0.00	0.00	0.00	0.00	0.00	0.00	
Subscription Expense	502800000	89.00	89.00	89.00	89.00	89.00	0.00	0.00	89.00	0.00	89.00	0.00	0.00	89.00	0.00	89.00	0.00	0.00	89.00	0.00	0.00	0.00	0.00	0.00	0.00	
Other Subscription Expenses	502800099	89.00	89.00	89.00	89.00	89.00	0.00	0.00	89.00	0.00	89.00	0.00	0.00	89.00	0.00	89.00	0.00	0.00	89.00	0.00	0.00	0.00	0.00	0.00	0.00	
Capital Outlay	505640000	167,517.35	(22,517.35)	145,000.00	167,517.35	(22,517.35)	0.00	0.00	145,000.00	0.00	45,482.50	115,000.00	0.00	160,482.50	0.00	0.00	151,584.70	8,897.80	160,482.50	0.00	0.00	6,587.50	0.00	0.00	0.00	
Machinery and Equipment Outlay	505640000	167,517.35	(22,517.35)	145,000.00	167,517.35	(22,517.35)	0.00	0.00	145,000.00	0.00	45,482.50	115,000.00	0.00	160,482.50	0.00	0.00	151,584.70	8,897.80	160,482.50	0.00	0.00	6,587.50	0.00	0.00	0.00	
Office Equipment	505640000	167,517.35	(22,517.35)	145,000.00	167,517.35	(22,517.35)	0.00	0.00	145,000.00	0.00	45,482.50	115,000.00	0.00	160,482.50	0.00	0.00	151,584.70	8,897.80	160,482.50	0.00	0.00	6,587.50	0.00	0.00	0.00	
Information and Communication Technology Equipment	505640003	167,517.35	(22,517.35)	145,000.00	167,517.35	(22,517.35)	0.00	0.00	145,000.00	0.00	45,482.50	115,000.00	0.00	160,482.50	0.00	0.00	151,584.70	8,897.80	160,482.50	0.00	0.00	6,587.50	0.00	0.00	0.00	
Furniture, Fixtures and Book Outlay	505640000	89.00	89.00	89.00	89.00	89.00	0.00	0.00	89.00	0.00	89.00	0.00	0.00	89.00	0.00	89.00	0.00	0.00	89.00	0.00	0.00	0.00	0.00	0.00	0.00	0.00
Furniture and Fixtures	505640001	89.00	89.00	89.00	89.00	89.00	0.00	0.00	89.00	0.00	89.00	0.00	0.00	89.00	0.00	89.00	0.00	0.00	89.00	0.00	0.00	0.00	0.00	0.00	0.00	0.00
Intangible Assets Outlay	505640000	2,000.00	2,000.00	2,000.00	2,000.00	2,000.00	0.00	0.00	2,000.00	0.00	2,000.00	0.00	0.00	2,000.00	0.00	2,000.00	0.00	0.00	2,000.00	0.00	0.00	0.00	0.00	0.00	0.00	0.00
Computer Software	505640000	2,000.00	2,000.00	2,000.00	2,000.00	2,000.00	0.00	0.00	2,000.00	0.00	2,000.00	0.00	0.00	2,000.00	0.00	2,000.00	0.00	0.00	2,000.00	0.00	0.00	0.00	0.00	0.00	0.00	0.00
Special Purpose Fund		0.04	0.04	0.04	0.04	0.04	0.00	0.00	0.04	0.00	0.04	0.00	0.00	0.04	0.00	0.04	0.00	0.00	0.04	0.00	0.00	0.04	0.00	0.00	0.00	0.00
Personal Services		0.04	0.04	0.04	0.04	0.04	0.00	0.00	0.04	0.00	0.04	0.00	0.00	0.04	0.00	0.04	0.00	0.00	0.04	0.00	0.00	0.04	0.00	0.00	0.00	0.00
Other Personnel Benefits	501340000	0.04	0.04	0.04	0.04	0.04	0.00	0.00	0.04	0.00	0.04	0.00	0.00	0.04	0.00	0.04	0.00	0.00	0.04	0.00	0.00	0.04	0.00	0.00	0.00	0.00
Terminal Leave Benefits	501340000	0.04	0.04	0.04	0.04	0.04	0.00	0.00	0.04	0.00	0.04	0.00	0.00	0.04	0.00	0.04	0.00	0.00	0.04	0.00	0.00	0.04	0.00	0.00	0.00	0.00
Terminal Leave Benefits - Civilian	501340001	0.04	0.04	0.04	0.04	0.04	0.00	0.00	0.04	0.00	0.04	0.00	0.00	0.04	0.00	0.04	0.00	0.00	0.04	0.00	0.00	0.04	0.00	0.00	0.00	0.00
GRAND TOTAL		3,389,788.70	(1,007,552.15)	2,382,236.55	3,389,788.70	(1,007,552.15)	0.00	0.00	2,382,236.55	0.00	1,336,418.90	947,289.95	24,744.34	2,311,502.12	0.00	819,291.48	898,355.32	516,365.96	2,175,983.78	0.00	80,712.43	85,918.33	49,000.00			

Certified Correct:  
  
 MARIA THERESA B. OLIVEROS  
 Supervising Administrative Officer  
 Date: 2022-01-30 20:40:18

Certified Correct:  
  
 GIVA C. LIMBANG  
 Chief Administrative Officer  
 Date: 2022-01-30 20:43:57

Recommending Approval:  
  
 WILFREDO P. JORDAN  
 Executive Director  
 Date: 2022-01-30 20:51:18

Approved By:  
  
 WILFREDO P. JORDAN  
 Executive Director  
 Date: 2022-01-30 20:51:18

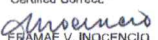
List of Allotments and Sub-Allotments  
As at the quarter ending December 31, 2021


Department : Department of Agriculture (DA)  
Agency/Entity : Fertilizer and Pesticide Authority  
Operating Unit : < not applicable >  
Organization Code (UACS) : 05 005 0000000  
Fund Cluster : 01 Regular Agency Fund

X	Current Year Appropriations
	Supplemental Appropriations
	Continuing Appropriations

(e.g. UACS Fund Cluster: 01-Regular Agency Fund, 02-Foreign Assisted Projects Fund, 03-Special Account-Locally Funded/Domestic Grants Fund, and 04-Special Account-Foreign Assisted/Foreign Grants Fund)

Allotments/Sub-Allotments Reference			Funding Source	Allotments/Sub-Allotments received from COROs/OUs						Sub-Allotments to ROs/OUs				Total Allotments/Net of Sub-allotments					
No.	Number	Date	Description	UACS Code	PS	MOOE	FinEx	CO	Sub-Total	PS	MOOE	FinEx	CO	TOTAL	PS	MOOE	FinEx	CO	TOTAL
1	2	3	4	5	6	7	8	9	10=(5+7+8+9)	11	12	13	14	15=(11+12+13+14)	16=(6+11)	17=(7+12)	18=(8+13)	19=(9+14)	20=(16+17+18+19)
A. Allotments received from DBM																			
1	COMPREHENSIVE RELEASE PER ANNEX A AND A-1 OF NBC NO. 383	2021-01-12	Specific Budgets of National Government Agencies	101101	85,591,000.00	51,803,000.00	0.00	0.00	147,394,000.00	0.00	0.00	0.00	0.00	0.00	85,591,000.00	51,803,000.00	0.00	0.00	147,394,000.00
2	COMPREHENSIVE RELEASE THROUGH GARO/SARO	2021-01-12	Retirement and Life Insurance Premiums	104102	8,817,000.00	0.00	0.00	0.00	8,817,000.00	0.00	0.00	0.00	0.00	0.00	8,817,000.00	0.00	0.00	0.00	8,817,000.00
3	SARO-SAR-B-E-21-0012654	2021-12-31	Pension and Gratuity Fund	101407	3,816,190.00	0.00	0.00	0.00	3,816,190.00	0.00	0.00	0.00	0.00	0.00	3,816,190.00	0.00	0.00	0.00	3,816,190.00
	Sub-Total				108,024,190.00	51,803,000.00	0.00	0.00	159,827,190.00	0.00	0.00	0.00	0.00	0.00	108,024,190.00	51,803,000.00	0.00	0.00	159,827,190.00
B. Sub-allotments received from Central Office/Regional Office																			
	Sub-Total				0.00	0.00	0.00	0.00	0.00	0.00	0.00	0.00	0.00	0.00	0.00	0.00	0.00	0.00	0.00
	Sub-Total				0.00	0.00	0.00	0.00	0.00	0.00	0.00	0.00	0.00	0.00	0.00	0.00	0.00	0.00	0.00
	Total Allotments				108,024,190.00	51,803,000.00	0.00	0.00	159,827,190.00	0.00	0.00	0.00	0.00	0.00	108,024,190.00	51,803,000.00	0.00	0.00	159,827,190.00

Certified Correct:   
ERAMAE V. INOCENCIO  
Administrative Officer V. Budget Section  
Date: 2022-01-30 20:40:24

Certified Correct:   
MARIA THERESA B. CONVEROS  
Supervising Administrative Officer  
Date: 2022-01-30 20:40:24

Recommending Approval:   
GINA C. TOMIMBANG  
Chief Administrative Officer  
Date: 2022-01-30 20:45:03

Approved By:   
WILFREDO C. ROLDAN  
Executive Director  
Date: 2022-01-30 20:52:26

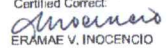



List of Allotments and Sub-Allotments  
As at the quarter ending December 31, 2021

Department: Department of Agriculture (DA)  
 Agency: Fertilizer and Pesticide Authority  
 Operating Unit: < not applicable >  
 Organization Code (UACS): 05 005 0000000  
 Fund Cluster: 01 Regular Agency Fund  
 (e.g. UACS Fund Cluster: 01-Regular Agency Fund, 02-Foreign Assisted Projects Fund, 03-Special Account-Locally Funded/Domestic Grants Fund, and 04-Special Account Foreign Assisted/Foreign Grants Fund)


	Current Year Appropriations
	Supplemental Appropriations
X	Continuing Appropriations

Allotments/Sub-Allotments Reference					Allotments/Sub-Allotments received from COROs/DOs					Sub-Allotments to ROs/DOs					Total Allotments/Net of Sub-allotments					
No.	Number	Date	Description	UACS Code	PS	MOOE	FinEx	CO	Sub-Total	PS	MOOE	FinEx	CO	TOTAL	PS	MOOE	FinEx	CO	TOTAL	
1	2	3	4	5	6	7	8	9	10=(6+7+8+9)	11	12	13	14	15=(11+12+13+14)	16=(6+11)	17=(7+12)	18=(8+13)	19=(9+14)	20=(10+17+18+19)	
A. Allotments received from DBM																				
1	SARO-BN-B-E-21-0006423	2021-09-30	Specific Budgets of National Government Agencies	102101	(26,770.00)	(958,264.00)	0.00	(22,517.00)	(1,007,551.00)	0.00	0.00	0.00	0.00	0.00	(26,770.00)	(958,264.00)	0.00	0.00	(22,517.00)	(1,007,551.00)
	Sub-Total				(26,770.00)	(958,264.00)	0.00	(22,517.00)	(1,007,551.00)	0.00	0.00	0.00	0.00	0.00	(26,770.00)	(958,264.00)	0.00	0.00	(22,517.00)	(1,007,551.00)
Total Allotments					(26,770.00)	(958,264.00)	0.00	(22,517.00)	(1,007,551.00)	0.00	0.00	0.00	0.00	0.00	(26,770.00)	(958,264.00)	0.00	0.00	(22,517.00)	(1,007,551.00)

Certified Correct:  
  
 ERASMAE V. INOCENCIO  
 Administrative Officer V, Budget Section  
 Date: 2022-01-30 20:40:24

Certified Correct:  
  
 MARIA THERESA R. PULVEROS  
 Supervising Administrative Officer  
 Date: 2022-01-30 20:40:24

Recommending Approval:  
  
 GINA C. TOMIMBANG  
 Chief Administrative Officer  
 Date: 2022-01-30 20:45:03

Approved by:  
  
 WILFREDO C. ROMAN  
 Executive Director  
 Date: 2022-01-30 20:52:26

**AGING OF DUE AND DEMANDABLE OBLIGATIONS**  
As of December 31, 2021

Department : Department of Agriculture  
Agency : Fertilizer and Pesticide Authority  
Operating Unit : N/A  
Organization Code (UACS) : 26037000000  
(e.g. Fund Cluster: 101,102, 151)

Funding Source Code (as clustered) : 01 - Regular Agency Fund

Name of Creditor	Obligation Request			AGING OF DUE AND DEMANDABLE OBLIGATIONS						Remarks
	Number	Date	Amount	Amount	90 days & below	91 to 180 days	181 to 270 days	271 to 360 days	Beyond 360 days	
1	2	3	4	5	6	7	8	9	10	11
Jinny Louie T. Ale	2020-12-2679	12/28/2020	4,140.00	4,140.00					4,140.00	
Ultimate Care Janitorial Services	2021-02-0052	12/28/2021	133,213.70	133,213.70	133,213.70					
Redbird Security Agency & Services Inc.	2021-02-0053	12/28/2021	41,514.41	41,514.41	41,514.41					
Granland Resources Corporation	2021-02-0054	12/03/2021	30,800.00	30,800.00	30,800.00					
M&M Water Refilling Station	2021-02-0074	12/28/2021	3,936.00	3,936.00	3,936.00					
U-Bix Corporation	2021-02-0080	12/28/2021	30,034.45	30,034.45	30,034.45					
Jardine Schindler Elevator Corp.	2021-02-0081	12/24/2021	39,372.32	39,372.32	39,372.32					
Florita O. Causon/ SBR APARTMENT	2021-12-0108	12/28/2021	48,000.00	48,000.00	48,000.00					
Caperig Apartment/Avelino L. Caperig	2021-02-0110	12/03/2021	15,000.00	15,000.00	15,000.00					
Petron Corporation	2021-02-0113	12/28/2021	280,918.81	280,918.81	280,918.81					
Ma. Sonia C. Calleja	2021-03-0398	11/17/2021	30,000.00	30,000.00	30,000.00					
Rimechem Trading	2021-04-0619	12/21/2021	259,800.00	259,800.00	259,800.00					
KL Lucena Realty	2021-04-0679	12/28/2021	92,241.00	92,241.00	92,241.00					
Amy Chan-NCS Building	2021-05-0681	11/25/2021	9,240.00	9,240.00	9,240.00					
Mark Jemuel R. Gabriel	2021-07-1394	12/28/2021	7,964.32	7,964.32	7,964.32					
Marissa S. Pimentel	2021-07-1395	12/28/2021	8,034.47	8,034.47	8,034.47					
Grace G. Palo	2021-07-1396	12/28/2021	8,177.07	8,177.07	8,177.07					
Regin P. Uy	2021-07-1400	12/28/2021	7,964.32	7,964.32	7,964.32					
Rosie T. Malazar	2021-07-1401	12/28/2021	7,964.32	7,964.32	7,964.32					
Ian Joy S. Rasalan	2021-07-1402	12/28/2021	7,964.32	7,964.32	7,964.32					
June Ryan M. Deleon	2021-07-1403	12/28/2021	8,249.52	8,249.52	8,249.52					
Payroll/OPS	2021-07-1407	12/28/2021	209,145.58	209,145.58	209,145.58					
Allan Jay E. Solomon	2021-07-1498	12/28/2021	5,068.21	5,068.21	5,068.21					
Hannah Xenia M. Era	2021-07-1499	12/28/2021	13,989.58	13,989.58	13,989.58					
Carnel P. Lomocso	2021-07-1500	12/28/2021	8,322.55	8,322.55	8,322.55					
Vilma C. Cubao	2021-08-1512	12/28/2021	8,396.15	8,396.15	8,396.15					
Danny T. Gudín	2021-08-1514	12/28/2021	9,095.35	9,095.35	9,095.35					
Dianne Rizza Marie Abalos	2021-08-1531	12/28/2021	7,964.32	7,964.32	7,964.32					
Mafren D. Tolibas	2021-08-1571	12/28/2021	8,034.47	8,034.47	8,034.47					
Atty. Francis Romulo L. Badilla	2021-08-1574	12/28/2021	30,000.00	30,000.00	30,000.00					
Beverly A. Lete	2021-08-1593	12/28/2021	7,964.32	7,964.32	7,964.32					
Fernand A. Baja	2021-08-1594	12/28/2021	8,034.47	8,034.47	8,034.47					
Rogelio B. Tanguid	2021-09-1874	12/28/2021	6,300.00	6,300.00	6,300.00					
Jayson E. Barcelona	2021-12-1895	12/28/2021	7,459.01	7,459.01	7,459.01					
Monaliza A. Adanza	2021-09-1918	12/28/2021	7,964.32	7,964.32	7,964.32					

Name of Creditor	Obligation Request			AGING OF DUE AND DEMANDABLE OBLIGATIONS						Remarks
	Number	Date	Amount	Amount	90 days & below	91 to 180 days	181 to 270 days	271 to 360 days	Beyond 360 days	
1	2	3	4	5	6	7	8	9	10	11
Aljhon Igbuhay	2021-09-1932	12/28/2021	7,964.32	7,964.32	7,964.32					
Francis Salvador B. Costas	2021-09-1976	12/28/2021	2,610.00	2,610.00	2,610.00					
Jonsie D. Baysa	2021-09-1987	09/22/2021	5,000.00	5,000.00		5,000.00				
Theo-Pam Trading Corporation	2021-09-2091	09/30/2021	18,950.00	18,950.00		18,950.00				
Belman Laboratories	2021-09-2094	09/30/2021	31,586.00	31,586.00		31,586.00				
Vian Gayzel Napoles	2021-10-2210	10/12/2021	7,240.29	7,240.29	7,240.29					
Ma. Sonia C. Calleja	2021-10-2279	10/15/2021	1,931.75	1,931.75	1,931.75					
Gabrielle Maranga	2021-10-2880	10/15/2021	9,502.68	9,502.68	9,502.68					
Conrad Lasker D. Omandac	2021-10-2425cont	10/27/2021	7,599.30	7,599.30	7,599.30					
CJ C. Marzan	2021-11-2454	11/03/2021	9,095.35	9,095.35	9,095.35					
Asec. Omar Alexander V. Romero	2021-11-2502	11/08/2021	14,833.25	14,833.25	14,833.25					
John Gerald Escudero	2021-11-2509	11/09/2021	7,489.18	7,489.18	7,489.18					
Rustom Gain A. Tanduyan	2021-11-2510	11/09/2021	12,140.00	12,140.00	12,140.00					
Dexter Oliver O. Leynes	2021-11-2511	11/09/2021	13,100.00	13,100.00	13,100.00					
Dr. Leon O. Namuco	2021-11-2522	11/09/2021	1,200.00	1,200.00	1,200.00					
Francis Salvador B. Costas	2021-11-2524	11/09/2021	2,040.00	2,040.00	2,040.00					
Francis Felimon V. Villamon	2021-11-2527	11/09/2021	9,649.00	9,649.00	9,649.00					
Gabriel B. Alole	2021-11-2533	11/10/2021	696.00	696.00	696.00					
Jeyson S. Atilo	2021-11-2576	11/12/2021	8,560.00	8,560.00	8,560.00					
Ardon Ryan E. Nee-Estuy	2021-11-2578	11/12/2021	7,050.00	7,050.00	7,050.00					
Christopher M. Nunez	2021-11-2579	11/12/2021	9,150.00	9,150.00	9,150.00					
Rowena F. Billig	2021-11-2580	11/12/2021	6,020.00	6,020.00	6,020.00					
Joey B. Pascua	2021-11-2582	11/12/2021	11,780.00	11,780.00	11,780.00					
Alex S. Paalisbo	2021-11-2583	11/12/2021	7,200.00	7,200.00	7,200.00					
Marrisa G. Napalit	2021-11-2584	11/12/2021	7,200.00	7,200.00	7,200.00					
Jennie M. Basilio	2021-11-2585	11/12/2021	10,850.00	10,850.00	10,850.00					
Suzettie M. Alcaide	2021-12-2589	11/12/2021	960.00	960.00	960.00					
Yzredin O. Baconguis	2021-11-2590	11/12/2021	13,100.00	13,100.00	13,100.00					
Rowena C. Reyes	2021-11-2591	11/12/2021	2,198.79	2,198.79	2,198.79					
Gabriel B. Alole	2021-11-2593	11/15/2021	9,600.00	9,600.00	9,600.00					
Froilan T. Bafaga	2021-11-2592	11/15/2021	9,600.00	9,600.00	9,600.00					
Joseph Andrei John O. Martinez	2021-11-2595	11/15/2021	9,000.00	9,000.00	9,000.00					
Cris L. Legaspi	2021-11-2598	11/15/2021	9,600.00	9,600.00	9,600.00					
Rodny P. Conda	2021-11-2599	11/15/2021	7,050.00	7,050.00	7,050.00					
Georgene P. Orbista	2021-11-2602	11/15/2021	1,970.00	1,970.00	1,970.00					
Ma. Sonia C. Calleja	2021-11-2603	11/15/2021	4,999.00	4,999.00	4,999.00					
Jan Paolo E. Umerez	2021-11-2604	11/15/2021	1,440.90	1,440.90	1,440.90					
Rosell Ann L. Jose	2021-11-2606	11/16/2021	9,600.00	9,600.00	9,600.00					
Ma. Sonia C. Calleja	2021-11-2614	11/17/2021	847.00	847.00	847.00					
Alita C. Bornea	2021-11-2615	11/17/2021	5,850.00	5,850.00	5,850.00					
Dr. Leonila M. Varca	2021-11-2616	11/17/2021	95,640.00	95,640.00	95,640.00					
Keith Vincent I. Mabanag	2021-11-2620	11/17/2021	507.50	507.50	507.50					
Keith Vincent I. Mabanag	2021-11-2621	11/17/2021	800.00	800.00	800.00					
Noel A. Baliuag Jr.	2021-11-2622	11/17/2021	1,600.00	1,600.00	1,600.00					
Henry C. Cayaban Jr.	2021-11-2623	11/17/2021	800.00	800.00	800.00					

Name of Creditor	Obligation Request			AGING OF DUE AND DEMANDABLE OBLIGATIONS						Remarks
	Number	Date	Amount	Amount	90 days & below	91 to 180 days	181 to 270 days	271 to 360 days	Beyond 360 days	
1	2	3	4	5	6	7	8	9	10	11
Melecio L. Choschos	2021-11-2624	11/17/2021	3,500.00	3,500.00	3,500.00					
Georlene P. Orbista	2021-11-2626	11/17/2021	6,630.00	6,630.00	6,630.00					
Suzettie M. Alcaide	2021-11-2627	11/17/2021	1,980.00	1,980.00	1,980.00					
Suzettie M. Alcaide	2021-11-2628	11/17/2021	1,200.00	1,200.00	1,200.00					
Leonardo A. Bangad	2021-11-2630	11/17/2021	7,950.00	7,950.00	7,950.00					
Julieta B. Lansangan	2021-11-2632	11/17/2021	1,662.00	1,662.00	1,662.00					
Francis Salvador B. Costas	2021-11-2636	11/17/2021	9,600.00	9,600.00	9,600.00					
Ryan G. Gelladula	2021-11-2638	11/17/2021	3,200.00	3,200.00	3,200.00					
Medardo B. Santiago	2021-11-2641	11/17/2021	9,600.00	9,600.00	9,600.00					
John Mark A. Manangan	2021-11-2642	11/17/2021	6,900.00	6,900.00	6,900.00					
Melecio L. Choschos	2021-11-2643	11/17/2021	6,600.00	6,600.00	6,600.00					
Ma. Sonia C. Calleja	2021-11-2647	11/17/2021	550.00	550.00	550.00					
Claudette Mae C. Terciño	2021-11-2649	11/17/2021	5,080.00	5,080.00	5,080.00					
Rogelio B. Tanguid	2021-11-2652	11/17/2021	1,470.50	1,470.50	1,470.50					
John Mar L. Nosura	2021-11-2653	11/17/2021	10,431.00	10,431.00	10,431.00					
Gary M. Dela Cruz	2021-11-2654	11/17/2021	9,600.00	9,600.00	9,600.00					
Maricel P. Tabigue	2021-11-2655	11/17/2021	9,390.00	9,390.00	9,390.00					
Loreto M. Macabio Jr.	2021-11-2657	11/17/2021	10,100.00	10,100.00	10,100.00					
Shanelle T. Napoles	2021-11-2663	11/18/2021	799.00	799.00	799.00					
Rogelio B. Crespo	2021-11-2667	11/18/2021	1,600.00	1,600.00	1,600.00					
Alex S. Paalisbo	2021-11-2668	11/18/2021	1,460.00	1,460.00	1,460.00					
Rodell C. Goha-od	2021-11-2669	11/18/2021	4,320.00	4,320.00	4,320.00					
Noel A. Baliuag Jr.	2021-11-2670	11/18/2021	9,600.00	9,600.00	9,600.00					
Henry C. Cayaban Jr.	2021-11-2671	11/18/2021	9,600.00	9,600.00	9,600.00					
Robert V. Salvador	2021-11-2672	11/18/2021	9,600.00	9,600.00	9,600.00					
Arwin A. Cardenas	2021-11-2673	11/18/2021	7,050.00	7,050.00	7,050.00					
Michael P. Tuico	2021-11-2674	11/18/2021	5,700.00	5,700.00	5,700.00					
Joseph Andrei John O. Martinez	2021-11-2675	11/18/2021	2,620.00	2,620.00	2,620.00					
Noel M. Tablada	2021-11-2676	11/18/2021	7,800.00	7,800.00	7,800.00					
Allan Jade V. Rojo	2021-11-2677	11/18/2021	12,740.00	12,740.00	12,740.00					
Danilo S. Negre	2021-11-2678	11/18/2021	9,600.00	9,600.00	9,600.00					
Charles Joseph C. Follosco	2021-11-2679	11/18/2021	9,600.00	9,600.00	9,600.00					
Romnick M. Boctol	2021-11-2680	11/18/2021	9,600.00	9,600.00	9,600.00					
Ma. Sonia C. Calleja	2021-11-2681	11/18/2021	1,398.00	1,398.00	1,398.00					
Dionn Mark M. Bohol	2021-11-2683	11/18/2021	8,100.00	8,100.00	8,100.00					
Charlie D. Lmbag	2021-11-2685	11/18/2021	11,070.00	11,070.00	11,070.00					
Lorna R. Sajol	2021-11-2686	11/19/2021	9,600.00	9,600.00	9,600.00					
Dr. Amelia W. Tejada	2021-11-2687	11/19/2021	88,120.00	88,120.00	88,120.00					
Edward Allen A. Calapatia	2021-11-2688	11/19/2021	10,445.00	10,445.00	10,445.00					
Eric C. Castanas	2021-11-2689	11/19/2021	9,860.00	9,860.00	9,860.00					
Edmar C. Bundalian	2021-11-2690	11/19/2021	13,100.00	13,100.00	13,100.00					
Ivan P. Layag	2021-11-2691	11/19/2021	800.00	800.00	800.00					
Cris L. Legaspi	2021-11-2693	11/19/2021	1,600.00	1,600.00	1,600.00					
Mark Nicky S. Larga	2021-11-2696	11/19/2021	9,600.00	9,600.00	9,600.00					
Junette A. Cano	2021-11-2699	11/19/2021	12,320.00	12,320.00	12,320.00					



Name of Creditor	Obligation Request			AGING OF DUE AND DEMANDABLE OBLIGATIONS						Remarks
	Number	Date	Amount	Amount	90 days & below	91 to 180 days	181 to 270 days	271 to 360 days	Beyond 360 days	
1	2	3	4	5	6	7	8	9	10	11
Paulyne Kim M. Alfuate	2021-11-2700	11/19/2021	12,500.00	12,500.00	12,500.00					
Harold Baje	2021-11-2701	11/19/2021	7,459.01	7,459.01	7,459.01					
Rogelio Doctolero JR.	2021-12-2703	11/22/2021	9,095.35	9,095.35	9,095.35					
MKS Furniture	2021-11-2704	11/22/2021	47,282.00	47,282.00	47,282.00					
Elizabeth P. Perlado	2021-11-2706	11/22/2021	2,390.00	2,390.00	2,390.00					
Shiena Mae Ginez	2021-11-2711	11/22/2021	7,596.27	7,596.27	7,596.27					
Kriz Anne Joi I. Minguez	2021-12-2712	11/22/2021	1,600.00	1,600.00	1,600.00					
Gold 7 International Corporation	2021-11-2713	11/22/2021	44,762.00	44,762.00	44,762.00					
Paul Kristian J. Berjuega	2021-11-2715	11/22/2021	2,400.00	2,400.00	2,400.00					
Filcrafters Incorporated	2021-11-2716	11/22/2021	46,504.65	46,504.65	46,504.65					
Rogelio B. Tanguid	2021-11-2717	11/23/2021	33,665.00	33,665.00	33,665.00					
Keith Vincent I. Mabanag	2021-11-2718	11/23/2021	13,800.00	13,800.00	13,800.00					
Mark Nicky S. Larga	2021-11-2736	11/23/2021	1,786.62	1,786.62	1,786.62					
Mark Nicky S. Larga	2021-11-2739	11/23/2021	500.00	500.00	500.00					
Noel V. Negre	2021-11-2741	11/23/2021	2,260.00	2,260.00	2,260.00					
Rodny P. Conda	2021-11-2742	11/23/2021	800.00	800.00	800.00					
Ma. Sonia C. Calleja	2021-11-2743	11/23/2021	1,398.00	1,398.00	1,398.00					
Romeo R. Sugatan Jr	2021-11-2744	11/23/2021	1,643.00	1,643.00	1,643.00					
Ms. Roschelle P. Ibabao	2021-11-2747	11/24/2021	23,760.00	23,760.00	23,760.00					
Jelmo M. More	2021-11-2748	11/24/2021	9,600.00	9,600.00	9,600.00					
Christie D. Lim	2021-11-2749	11/24/2021	9,600.00	9,600.00	9,600.00					
John Rajah M. Araneta	2021-11-2750	11/24/2021	1,600.00	1,600.00	1,600.00					
Aleni Peach D. Gonzales	2021-11-2751	11/24/2021	1,600.00	1,600.00	1,600.00					
Ma. Sonia C. Calleja	2021-11-2752	11/24/2021	8,382.17	8,382.17	8,382.17					
Mr. Kris Lord T. Santos	2021-11-2753	11/24/2021	12,240.00	12,240.00	12,240.00					
Ma. Sonia C. Calleja	2021-11-2754	11/24/2021	717.00	717.00	717.00					
Ma. Sonia C. Calleja	2021-11-2755	11/24/2021	1,099.26	1,099.26	1,099.26					
Louie T. Palarao	2021-11-2756	11/24/2021	4,820.00	4,820.00	4,820.00					
Imelda Q. Rasay	2021-11-2757	11/24/2021	7,740.00	7,740.00	7,740.00					
Jacqueline M. Romualdez	2021-11-2758	11/24/2021	1,100.00	1,100.00	1,100.00					
Rogelio B. Crespo	2021-11-2759	11/24/2021	9,600.00	9,600.00	9,600.00					
Emanuel D. Barrida	2021-11-2760	11/24/2021	9,600.00	9,600.00	9,600.00					
Jacqueline M. Romualdez	2021-11-2761	11/24/2021	1,100.00	1,100.00	1,100.00					
William P. Gante	2021-11-2762	11/24/2021	8,700.00	8,700.00	8,700.00					
Belman Laboratories	2021-11-2763	09/30/2021	8,323.00	8,323.00	8,323.00					
Quirino T. Baterna	2021-11-2764	11/24/2021	8,550.00	8,550.00	8,550.00					
Rowena C. Reyes	2021-11-2765	11/24/2021	13,552.75	13,552.75	13,552.75					
Junette A. Cano	2021-11-2767	11/24/2021	1,600.00	1,600.00	1,600.00					
Robert V. Salvador	2021-11-2768	11/24/2021	1,000.00	1,000.00	1,000.00					
Rogelio B. Tanguid	2021-11-2770	11/25/2021	1,440.70	1,440.70	1,440.70					
Noel V. Negre	2021-11-2773	11/25/2021	9,600.00	9,600.00	9,600.00					
Dr. Melanda M. Hoque	2021-11-2774	11/25/2021	5,760.00	5,760.00	5,760.00					
Dexter Oliver O. Leynes	2021-11-2775	11/25/2021	955.00	955.00	955.00					
Froilan T. Barnaga	2021-11-2776	11/25/2021	1,020.00	1,020.00	1,020.00					
Edmar C. Bundalian	2021-11-2777	11/25/2021	800.00	800.00	800.00					

Name of Creditor	Obligation Request			AGING OF DUE AND DEMANDABLE OBLIGATIONS						Remarks
	Number	Date	Amount	Amount	90 days & below	91 to 180 days	181 to 270 days	271 to 360 days	Beyond 360 days	
1	2	3	4	5	6	7	8	9	10	11
Froilan T. Bañaga	2021-11-2778	11/25/2021	800.00	800.00	800.00					
Romeo Val R. Saguitan Jr.	2021-11-2781	11/25/2021	1,950.00	1,950.00	1,950.00					
Fropecon Anay Control	2021-11-2784A	11/25/2021	49,000.00	49,000.00	49,000.00					
Lourdes R. Conde	2021-11-2787	11/26/2021	1,600.00	1,600.00	1,600.00					
Mike P. Cuento	2021-11-2789	11/26/2021	800.00	800.00	800.00					
Carnel P. Lomocoso	2021-12-2790	11/26/2021	4,320.00	4,320.00	4,320.00					
Marlo B. Deblois	2021-11-2791	11/26/2021	178.00	178.00	178.00					
Robilyn M. Sarmiento	2021-12-2794	12/01/2021	8,700.00	8,700.00	8,700.00					
Dennis S. Mallari	2021-11-2795	12/01/2021	9,050.00	9,050.00	9,050.00					
Claudette Faye Cena	2021-12-2796	12/01/2021	9,794.31	9,794.31	9,794.31					
Julie Anne Bacayo	2021-12-2797	12/01/2021	7,413.68	7,413.68	7,413.68					
Digna M. De Leon	2021-12-2798	12/01/2021	1,600.00	1,600.00	1,600.00					
Jane G. Apostol	2021-12-2799	12/01/2021	1,600.00	1,600.00	1,600.00					
Rodny P. Conda	2021-12-2801	12/01/2021	585.00	585.00	585.00					
Edward Allen A. Calapatia	2021-12-2802	12/01/2021	1,600.00	1,600.00	1,600.00					
Jerzon M. Lopez	2021-12-2803	12/01/2021	7,100.00	7,100.00	7,100.00					
Camille Mai Valles	2021-12-2804	12/01/2021	1,560.00	1,560.00	1,560.00					
Errol John A. Ramos	2021-12-2805	12/01/2021	1,200.00	1,200.00	1,200.00					
Mark Kevin M. Salita	2021-12-2807	12/01/2021	800.00	800.00	800.00					
Arwin A. Cardenas	2021-12-2810	12/02/2021	800.00	800.00	800.00					
Allan Jade V. Rojo	2021-12-2811	12/02/2021	10,760.00	10,760.00	10,760.00					
Arwin A. Cardenas	2021-12-2812	12/02/2021	1,835.70	1,835.70	1,835.70					
Quirino T. Bateria	2021-12-2813	12/02/2021	1,107.00	1,107.00	1,107.00					
Alvin B. Domondon	2021-12-2815	12/02/2021	800.00	800.00	800.00					
Angelo S. Bugarin	2021-12-2816	12/02/2021	2,400.00	2,400.00	2,400.00					
Nicolas Tire & Service Center	2021-12-2817	12/02/2021	7,300.00	7,300.00	7,300.00					
Rogelio B. Tanguid	2021-12-2818	12/02/2021	3,240.00	3,240.00	3,240.00					
Jacqueline M. Romualdez	2021-12-2820	12/02/2021	1,100.00	1,100.00	1,100.00					
Jacqueline M. Romualdez	2021-12-2821	12/02/2021	2,390.00	2,390.00	2,390.00					
Arwin A. Cardenas	2021-12-2822	12/02/2021	540.00	540.00	540.00					
Julieta B. Lansangan	2021-12-2823	12/02/2021	800.00	800.00	800.00					
Joseph Andrei John O. Martinez	2021-12-2834	12/02/2021	1,888.00	1,888.00	1,888.00					
Marrisa G. Napalit	2021-12-2835	12/02/2021	2,719.06	2,719.06	2,719.06					
William P. Gante	2021-12-2837	12/02/2021	8,700.00	8,700.00	8,700.00					
Georlene P. Orbista	2021-12-2838	12/02/2021	11,070.00	11,070.00	11,070.00					
Jerzon M. Lopez	2021-12-2839	12/02/2021	6,940.00	6,940.00	6,940.00					
Quirino T. Bateria	2021-12-2840	12/02/2021	10,450.00	10,450.00	10,450.00					
Aequus Enterprise	2021-12-2841	12/02/2021	12,998.00	12,998.00	12,998.00					
Wilbert Newton T. Polisco	2021-12-2844	12/02/2021	800.00	800.00	800.00					
Gabriel B. Atole	2021-12-2845	12/02/2021	1,998.04	1,998.04	1,998.04					
Rogelio B. Taguid Jr.	2021-12-2846	12/02/2021	2,208.33	2,208.33	2,208.33					
Yzredin O. Baconguis	2021-12-2847	12/02/2021	520.00	520.00	520.00					
Shanelle T. Napoles	2021-12-2848	12/02/2021	3,000.00	3,000.00	3,000.00					
Janelyn I. Aquino-Pabalate	2021-12-2849	12/02/2021	3,000.00	3,000.00	3,000.00					
Charlie D. Limbag	2021-12-2850	12/02/2021	864.00	864.00	864.00					

Name of Creditor	Obligation Request			AGING OF DUE AND DEMANDABLE OBLIGATIONS						Remarks
	Number	Date	Amount	Amount	90 days & below	91 to 180 days	181 to 270 days	271 to 360 days	Beyond 360 days	
1	2	3	4	5	6	7	8	9	10	11
Paultyne Kim M. Alfuate	2021-12-2851	12/02/2021	1,988.00	1,988.00	1,988.00					
Roselle Anne L. Jose	2021-12-2852	12/02/2021	518.00	518.00	518.00					
Henry C. Cayaban Jr.	2021-12-2853	12/02/2021	475.00	475.00	475.00					
Henry C. Cayaban Jr.	2021-12-2854	12/02/2021	800.00	800.00	800.00					
Rosell Ann L. Jose	2021-12-2855	12/02/2021	800.00	800.00	800.00					
Roel P. Valdez	2021-12-2858	12/03/2021	8,014.00	8,014.00	8,014.00					
Robilyn M. Sarmiento	2021-12-2859	12/03/2021	8,750.00	8,750.00	8,750.00					
Edward Allen A. Calapatia	2021-12-2860	12/03/2021	10,100.00	10,100.00	10,100.00					
Rosie T. Malazar	2021-12-2861	12/03/2021	5,700.00	5,700.00	5,700.00					
Christopher M. Nuñez	2021-12-2862	12/03/2021	4,950.00	4,950.00	4,950.00					
Chris L. Legaspi	2021-12-2863	12/03/2021	9,600.00	9,600.00	9,600.00					
Winsor L. Nueva	2021-12-2864	12/03/2021	12,680.00	12,680.00	12,680.00					
Ardo Ryan E. Nee-Estuye	2021-12-2865	12/03/2021	9,600.00	9,600.00	9,600.00					
Rodny P. Conda	2021-12-2866	12/03/2021	9,600.00	9,600.00	9,600.00					
Erlinda E. Paterno	2021-12-2867	12/03/2021	2,500.00	2,500.00	2,500.00					
Roel Suralla	2021-12-2868	12/03/2021	2,500.00	2,500.00	2,500.00					
Romeo Val R. Saguitan Jr.	2021-12-2869	12/03/2021	2,000.00	2,000.00	2,000.00					
Suzettie M. Alcaide	2021-12-2870	12/03/2021	760.00	760.00	760.00					
Dr. Gina Villegas-Pangga	2021-12-2872	12/03/2021	2,500.00	2,500.00	2,500.00					
Dr. Jesusa Beltran	2021-12-2873	12/03/2021	2,500.00	2,500.00	2,500.00					
Gabriel B. Atole	2021-12-2874	12/03/2021	2,400.00	2,400.00	2,400.00					
Gabriel B. Atole	2021-12-2875	12/03/2021	528.00	528.00	528.00					
Rogelio B. Tanguid	2021-12-2876	12/03/2021	695.00	695.00	695.00					
Marc Samuel A. Molina	2021-12-2877	12/03/2021	1,600.00	1,600.00	1,600.00					
Dr. Domingo Angeles	2021-12-2878	12/03/2021	3,000.00	3,000.00	3,000.00					
Dr. Veronica Migo	2021-12-2879	12/03/2021	2,500.00	2,500.00	2,500.00					
Dr. William N. Oboemea	2021-12-2880	12/03/2021	14,400.00	14,400.00	14,400.00					
Dr. Calixto M. Protacio	2021-12-2881	12/03/2021	3,600.00	3,600.00	3,600.00					
Dr. Ian A. Navarrete	2021-12-2882	12/03/2021	1,800.00	1,800.00	1,800.00					
rosell Ann L. Jose	2021-12-2883	12/03/2021	6,300.00	6,300.00	6,300.00					
Henry C. Cayaban Jr.	2021-12-2884	12/03/2021	9,600.00	9,600.00	9,600.00					
arwin A. Cardenas	2021-12-2885	12/03/2021	6,150.00	6,150.00	6,150.00					
Romeo Val R. Saguitan Jr.	2021-12-2886	12/03/2021	8,850.00	8,850.00	8,850.00					
Francis Salvador B. Costas	2021-12-2889	12/03/2021	2,807.00	2,807.00	2,807.00					
Danilo S. Negre	2021-12-2890	12/03/2021	1,697.38	1,697.38	1,697.38					
Danilo S. Negre	2021-12-2891	12/03/2021	218.02	218.02	218.02					
Danilo S. Negre	2021-12-2892	12/03/2021	1,200.00	1,200.00	1,200.00					
Danilo S. Negre	2021-12-2893	12/03/2021	920.00	920.00	920.00					
Francis Salvador B. Costas	2021-12-2894	12/03/2021	2,220.00	2,220.00	2,220.00					
Romeo Val R. Saguitan Jr.	2021-12-2896	12/03/2021	1,360.00	1,360.00	1,360.00					
keith Vincent I. Mabanag	2021-12-2897	12/03/2021	800.00	800.00	800.00					
Arwin A. Cardenas	2021-12-2898	12/03/2021	612.00	612.00	612.00					
Arwin A. Cardenas	2021-12-2899	12/03/2021	277.75	277.75	277.75					
Ballega Mary Anne	2021-12-9000	12/03/2021	7,201.07	7,201.07	7,201.07					
Divine Hyacinth E. Alcano	2021-12-2901	12/03/2021	300.00	300.00	300.00					

Name of Creditor	Obligation Request			AGING OF DUE AND DEMANDABLE OBLIGATIONS						Remarks
	Number	Date	Amount	Amount	90 days & below	91 to 180 days	181 to 270 days	271 to 360 days	Beyond 360 days	
1	2	3	4	5	6	7	8	9	10	11
Rustom Gain A. Tanduyan	2021-12-2904	12/07/2021	8,800.00	8,800.00	8,800.00					
Dionn Mark M. Bohol	2021-12-2906	12/07/2021	9,600.00	9,600.00	9,600.00					
Jeyson S. Atilio	2021-12-2907	12/07/2021	7,523.00	7,523.00	7,523.00					
Joseph Recto T. Candaa	2021-12-2908	12/07/2021	9,600.00	9,600.00	9,600.00					
Mark Kevin M. Salita	2021-12-2910	12/07/2021	750.00	750.00	750.00					
Jane G. Apostol	2021-12-2911	12/07/2021	750.00	750.00	750.00					
Jonsie D. Baysa	2021-12-2912	12/07/2021	2,400.00	2,400.00	2,400.00					
Cheery B. Agrade	2021-12-2913	12/07/2021	10,520.00	10,520.00	10,520.00					
Rustom Gain A. Tanduyan	2021-12-2914	12/07/2021	13,100.00	13,100.00	13,100.00					
Robert V. Salvador	2021-12-2915	12/07/2021	9,600.00	9,600.00	9,600.00					
Functionsmith Inc.	2021-12-2916	12/07/2021	450,108.80	450,108.80	450,108.80					
Alex A. Paalisbo	2021-12-2917	12/09/2021	1,299.00	1,299.00					1,299.00	
Froilan T. Bañaga	2021-12-2918	12/09/2021	9,600.00	9,600.00	9,600.00					
Rogelio B. Tanguid	2021-12-2919	12/09/2021	22,000.00	22,000.00	22,000.00					
Charles Joseph C. Follosco	2021-12-2920	12/09/2021	9,199.51	9,199.51	9,199.51					
Dexter Oliver O. Leynes	2021-12-2921	12/09/2021	800.00	800.00	800.00					
Noel M. Tablada	2021-12-2922	12/09/2021	800.00	800.00	800.00					
Noel M. Tablada	2021-12-2923	12/09/2021	460.00	460.00	460.00					
Gabriel B. Atole	2021-12-2925	12/09/2021	9,600.00	9,600.00	9,600.00					
Agusto M. Nagayang	2021-12-2926	12/09/2021	4,200.00	4,200.00	4,200.00					
Gabriel B. Atole	2021-12-2928	12/09/2021	1,986.00	1,986.00	1,986.00					
Froilan T. Bañaga	2021-12-2930	12/09/2021	5,940.00	5,940.00	5,940.00					
Edmar C. Bundalian	2021-12-2931	12/09/2021	13,100.00	13,100.00	13,100.00					
Cherubin M. Alonzo	2021-12-2932	12/09/2021	5,700.00	5,700.00	5,700.00					
Roel P. Valdez	2021-12-2933	12/09/2021	9,436.00	9,436.00	9,436.00					
Suzette M. Alcaide	2021-12-2934	12/09/2021	924.00	924.00	924.00					
Gabriel B. Atole	2021-12-2935	12/09/2021	2,510.00	2,510.00	2,510.00					
Shanelle T. Napoles	2021-12-2937	12/09/2021	799.00	799.00	799.00					
Janelyn I. Aquino-Pabalate	2021-12-2938	12/09/2021	1,200.00	1,200.00	1,200.00					
Dennis S. Mallari	2021-11-2942	12/09/2021	9,200.00	9,200.00	9,200.00					
Romeo Val R. Saguitan Jr.	2021-12-2943	12/09/2021	2,179.41	2,179.41	2,179.41					
Romeo Val R. Saguitan Jr.	2021-12-2944	12/09/2021	8,850.00	8,850.00	8,850.00					
Maribel M. Querijero	2021-12-2945	12/09/2021	1,250.00	1,250.00	1,250.00					
Dexter Oliver O. Leynes	2021-12-2946	12/09/2021	12,080.00	12,080.00	12,080.00					
Acecool Airconditioning Services	2021-12-2947	12/09/2021	16,000.00	16,000.00	16,000.00					
John Mark A. Manangan	2021-12-2948	12/09/2021	25,250.00	25,250.00	25,250.00					
Leonardo A. Bangad	2021-12-2949	12/09/2021	10,590.07	10,590.07	10,590.07					
Alita C. Bornea	2021-12-2953	12/09/2021	900.00	900.00	900.00					
Yzredin O. Baconguis	2021-12-2955	12/09/2021	12,650.00	12,650.00	12,650.00					
David Yabao	2021-12-2956	12/09/2021	11,281.50	11,281.50	11,281.50					
Gabriel B. Atole	2021-12-2957	12/09/2021	49,613.25	49,613.25	49,613.25					
Alita C. Bornea	2021-12-2961	12/09/2021	6,000.00	6,000.00	6,000.00					
Paulyne Kim M. Alfuate	2021-12-2962	12/09/2021	13,100.00	13,100.00	13,100.00					
Alita C. Bornea	2021-12-2963	12/09/2021	5,622.20	5,622.20	5,622.20					
Wilfredo C. Roldan	2021-12-2964	12/09/2021	5,782.00	5,782.00	5,782.00					



Name of Creditor	Obligation Request			AGING OF DUE AND DEMANDABLE OBLIGATIONS						Remarks
	Number	Date	Amount	Amount	90 days & below	91 to 180 days	181 to 270 days	271 to 360 days	Beyond 360 days	
1	2	3	4	5	6	7	8	9	10	11
Land Bank of The Philippines	2021-12-2968	12/10/2021	324,929.33	324,929.33	324,929.33					
Land Bank of The Philippines	2021-12-2969	12/10/2021	74,178.68	74,178.68	74,178.68					
Medardo B. Santiago	2021-12-2972	12/10/2021	1,600.00	1,600.00	1,600.00					
Gold7 International Corporation	2021-12-2975	12/10/2021	8,190.00	8,190.00	8,190.00					
Jostrelle's Butaluhan Corner	2021-12-2977A	12/13/2021	273,000.00	273,000.00	273,000.00					
Dr. Arcelia A. Alejar	2021-12-2978	12/13/2021	1,800.00	1,800.00	1,800.00					
Gabriel B. Atole	2021-12-2979	12/13/2021	1,376.00	1,376.00	1,376.00					
Joseph Andre John O. Martinez	2021-12-2980	12/13/2021	1,391.00	1,391.00	1,391.00					
Joseph Andrei John O. Martinez	2021-12-2981	12/13/2021	2,400.00	2,400.00	2,400.00					
Alex S. Paalisbo	2021-12-2982	12/13/2021	4,047.35	4,047.35	4,047.35					
Ailita C. Bornea	2021-12-2983	12/13/2021	4,019.20	4,019.20	4,019.20					
Julieta B. Lansangan	2021-12-2984	12/14/2021	607.00	607.00	607.00					
John Mark A. Manangan	2021-12-2985	12/14/2021	800.00	800.00	800.00					
Suzettie M. Alcaide	2021-12-2987	12/14/2021	9,240.00	9,240.00	9,240.00					
Marrisa G. Napalit	2021-12-2988	12/14/2021	1,055.00	1,055.00	1,055.00					
Rogelio B. Crespo	2021-12-2993	12/14/2021	800.00	800.00	800.00					
Ryan G. Gelladula	2021-12-2994	12/14/2021	9,600.00	9,600.00	9,600.00					
Rea T. Lariosa	2021-12-2995	12/14/2021	795.00	795.00	795.00					
Ailita C. Bornea	2021-12-2996	12/14/2021	9,600.00	9,600.00	9,600.00					
Danilo S. Negre	2021-12-2997	12/14/2021	9,600.00	9,600.00	9,600.00					
Imelda Q. Rasay	2021-12-2998	12/14/2021	8,100.00	8,100.00	8,100.00					
Louie T. Palarao	2021-12-2999	12/14/2021	7,980.00	7,980.00	7,980.00					
Junette A. Cano	2021-12-3000	12/14/2021	12,140.00	12,140.00	12,140.00					
Noel A. Baliuag Jr.	2021-12-3002	12/14/2021	9,600.00	9,600.00	9,600.00					
Rogelio B. Tanguid	2021-12-3003	12/14/2021	660.00	660.00	660.00					
Camille Mai Valles	2021-12-3009	12/14/2021	10,300.00	10,300.00	10,300.00					
Maribel M. Querijero	2021-12-3010	12/14/2021	790.00	790.00	790.00					
Azitorog Inc.	2021-12-3010A	12/14/2021	247,335.00	247,335.00	247,335.00					
Charlie D. Limbag	2021-12-3016	12/15/2021	5,930.00	5,930.00	5,930.00					
Romnick M. Bocol	2021-12-3018	12/15/2021	9,600.00	9,600.00	9,600.00					
Charles Joseph C. Follosco	2021-12-3019	12/15/2021	9,600.00	9,600.00	9,600.00					
Raymund C. Alfor	2021-12-3021	12/15/2021	9,600.00	9,600.00	9,600.00					
Ma. Sonia C. Calleja	2021-12-3022	12/15/2021	1,100.00	1,100.00	1,100.00					
Ma. Sonia C. Calleja	2021-12-3023	12/28/2021	25,000.00	25,000.00	25,000.00					
Ma. Sonia C. Calleja	2021-12-3024	12/15/2021	11,800.00	11,800.00	11,800.00					
Maricel P. Tabigue	2021-12-3025	12/15/2021	7,680.00	7,680.00	7,680.00					
Cherubin M. Alonzo	2021-12-3026	12/28/2021	5,900.00	5,900.00	5,900.00					
Joey B. Pascua	2021-12-3027	12/15/2021	9,630.00	9,630.00	9,630.00					
John Mark A. Manangan	2021-12-3028	12/15/2021	7,500.00	7,500.00	7,500.00					
Melecio L. Choschos	2021-12-3029	12/28/2021	9,600.00	9,600.00	9,600.00					
Melecio L. Choschos	2021-12-3030	12/28/2021	800.00	800.00	800.00					
Jennie M. Basilio	2021-12-3031	12/15/2021	6,200.00	6,200.00	6,200.00					
Marrisa G. Napalit	2021-12-3032	12/16/2021	3,780.00	3,780.00	3,780.00					
Noel M. Tablada	2021-12-3033	12/16/2021	6,750.00	6,750.00	6,750.00					
Suzettie M. Alcaide	2021-12-3034	12/16/2021	1,181.00	1,181.00	1,181.00					

Name of Creditor	Obligation Request			AGING OF DUE AND DEMANDABLE OBLIGATIONS						Remarks
	Number	Date	Amount	Amount	90 days & below	91 to 180 days	181 to 270 days	271 to 360 days	Beyond 360 days	
1	2	3	4	5	6	7	8	9	10	11
Christie D. Lim	2021-12-3035	12/16/2021	9,600.00	9,600.00	9,600.00					
Lorna R. Sajol	2021-12-3036	12/16/2021	9,600.00	9,600.00	9,600.00					
Ma. Sonia C. Calleja	2021-12-3037	12/16/2021	996.75	996.75	996.75					
Ma. Sonia C. Calleja	2021-12-3038	12/17/2021	9,600.00	9,600.00	9,600.00					
FPA Payroll Fund	2021-12-3040	12/17/2021	1,449,166.66	1,449,166.66	1,449,166.66					
FPA Payroll Fund	2021-12-3041	12/17/2021	977,416.64	977,416.64	977,416.64					
Suzettie M. Alcaide	2021-12-3042	12/17/2021	598.00	598.00	598.00					
Suzettie M. Alcaide	2021-12-3043	12/17/2021	500.00	500.00	500.00					
Bella Fe D. Carmona	2021-12-3044	12/17/2021	1,200.00	1,200.00	1,200.00					
Rowena F. Billig	2021-12-3045	12/17/2021	5,720.00	5,720.00	5,720.00					
Errol John A. Ramos	2021-12-3052	12/21/2021	3,560.00	3,560.00	3,560.00					
Allan Jade V. Rojo	2021-12-3055	12/21/2021	1,155.00	1,155.00	1,155.00					
Rodell C. Goha-od	2021-12-3056	12/21/2021	800.00	800.00	800.00					
John Mar L. Nosura	2021-12-3057	12/21/2021	820.00	820.00	820.00					
PLDT Inc.	2021-12-3058	12/21/2021	3,360.00	3,360.00	3,360.00					
Jonsie D. Baysa	2021-12-3059	12/21/2021	2,000.00	2,000.00	2,000.00					
Atienza Shiena Lyn	2021-12-3060	12/21/2021	14,297.90	14,297.90	14,297.90					
PLDT Inc.	2021-12-3061	12/21/2021	2,000.01	2,000.01	2,000.01					
Carnet P. Lomoco	2021-12-3062	12/21/2021	4,320.00	4,320.00	4,320.00					
Wilfredo C. Roldan	2021-12-3063	12/21/2021	8,649.00	8,649.00	8,649.00					
Romnick M. Boctot	2021-12-3064	12/21/2021	2,139.00	2,139.00	2,139.00					
FPA Payroll Fund	2021-12-3065	12/22/2021	112,541.67	112,541.67	112,541.67					
Rodell C. Goha-od	2021-12-3066	12/22/2021	9,060.00	9,060.00	9,060.00					
Alex S. Paalisbo	2021-12-3067	12/22/2021	7,350.00	7,350.00	7,350.00					
Keith Vincent I. Mabanag	2021-12-3068	12/22/2021	9,600.00	9,600.00	9,600.00					
Agusto M. Nagayang	2021-12-3069	12/22/2021	9,100.00	9,100.00	9,100.00					
Anjaneth B. Palcutilo	2021-12-3070	12/22/2021	11,761.00	11,761.00	11,761.00					
Fe P. Lacaba	2021-12-3071	12/22/2021	41,121.06	41,121.06	41,121.06					
Errol John A. Ramos	2021-12-3072	12/23/2021	1,448.00	1,448.00	1,448.00					
Ernesto Ong	2021-12-3073	12/23/2021	1,100.00	1,100.00	1,100.00					
Wendy Charlene B. Almasen	2021-12-3076	12/23/2021	31,190.47	31,190.47	31,190.47					
Jeroliet C. Sahagun	2021-12-3077	12/23/2021	4,000.00	4,000.00	4,000.00					
Errol John A. Ramos	2021-12-3078	12/23/2021	2,754.00	2,754.00	2,754.00					
Joseph Andrei John O. Martinez	2021-12-3079	12/24/2021	9,600.00	9,600.00	9,600.00					
Suzettie M. Alcaide	2021-12-3080	12/24/2021	1,200.00	1,200.00	1,200.00					
Ma. Sonia C. Calleja	2021-12-3081	12/24/2021	9,600.00	9,600.00	9,600.00					
Leonardo A. Bangad	2021-12-3083	12/24/2021	8,250.00	8,250.00	8,250.00					
Francis Salvador B. Costas	2021-12-3084	12/24/2021	7,800.00	7,800.00	7,800.00					
Eric C. Divinigracia	2021-12-3086	12/24/2021	8,500.00	8,500.00	8,500.00					
Medardo B. Santiago	2021-12-3087	12/24/2021	1,500.00	1,500.00	1,500.00					
Henry C. Cayaban Jr.	2021-12-3088	12/24/2021	432.00	432.00	432.00					
Gabriel B. Atole	2021-12-3089	12/24/2021	4,035.00	4,035.00	4,035.00					
Henry C. Cayaban Jr.	2021-12-3020	12/24/2021	630.00	630.00	630.00					
Keith Vincent I. Mabanag	2021-12-3091	12/24/2021	541.00	541.00	541.00					
Noel V. Negre	2021-12-3092	12/24/2021	4,320.00	4,320.00	4,320.00					

Name of Creditor	Obligation Request			AGING OF DUE AND DEMANDABLE OBLIGATIONS						Remarks
	Number	Date	Amount	Amount	90 days & below	91 to 180 days	181 to 270 days	271 to 360 days	Beyond 360 days	
1	2	3	4	5	6	7	8	9	10	11
Edmar C. Bundalian	2021-12-3104	12/24/2021	800.00	800.00	800.00					
Gary M. Dela Cruz	2021-12-3105	12/24/2021	9,600.00	9,600.00	9,600.00					
Myer G. Mula	2021-12-3107	12/24/2021	6,773.00	6,773.00	6,773.00					
Claudette Mae C. Tercifio	2021-12-3109	12/24/2021	8,890.00	8,890.00	8,890.00					
Leonardo A. Bangad	2021-12-3110	12/24/2021	385.00	385.00	385.00					
Usmarc Central Laboratory Services	2021-12-3111	12/24/2021	3,750.00	3,750.00	3,750.00					
Mike P. Cuento	2021-12-3112	12/28/2021	750.00	750.00	750.00					
Julietta B. Lansangan	2021-12-3113	12/28/2021	750.00	750.00	750.00					
Maribel M. Querijero	2021-12-3114	12/28/2021	750.00	750.00	750.00					
Romeo Val R. Saguitan Jr.	2021-12-3115	12/28/2021	1,940.00	1,940.00	1,940.00					
Bella Fe D. Carmona	2021-12-3116	12/28/2021	3,000.00	3,000.00	3,000.00					
Jayar Villasper Rivera	2021-12-3117	12/28/2021	750.00	750.00	750.00					
Jayar Villasper Rivera	2021-12-3118	12/28/2021	660.00	660.00	660.00					
John Mar L. Nosura	2021-12-3119	12/28/2021	10,080.00	10,080.00	10,080.00					
Arnulfo L. Arausa Jr.	2021-12-3120	12/28/2021	12,245.00	12,245.00	12,245.00					
Eduardo O. Lorenzana	2021-12-3121	12/28/2021	9,095.35	9,095.35	9,095.35					
Jonsie D. Baysa	2021-12-3122	12/28/2021	5,000.00	5,000.00	5,000.00					
Olivia R. Marzan	2021-12-3123	12/28/2021	500.00	500.00	500.00					
Romeo Val R. Suguitan Jr.	2021-12-3124	12/28/2021	5,500.00	5,500.00	5,500.00					
Gabriel B. Atole	2021-12-3125	12/28/2021	5,890.00	5,890.00	5,890.00					
Rogelio B. Taguid	2021-12-3126	12/28/2021	5,940.00	5,940.00	5,940.00					
Eric C. Castanas	2021-12-3127	12/28/2021	10,430.00	10,430.00	10,430.00					
Rodel Limun	2021-12-3128	12/28/2021	2,200.00	2,200.00	2,200.00					
Mark Nicky S. Larga	2021-12-3129	12/28/2021	13,400.00	13,400.00	13,400.00					
Joseph Andre John O. Martinez	2021-12-3130	12/28/2021	5,500.00	5,500.00	5,500.00					
Pious Elwin Natividad	2021-12-3131	12/28/2021	17,873.34	17,873.34	17,873.34					
Danilo S. Negre	2021-12-3132	12/28/2021	640.00	640.00	640.00					
Danilo S. Negre	2021-12-3133	12/28/2021	1,200.00	1,200.00	1,200.00					
Jacqueline M. Romualdez	2021-12-3134	12/28/2021	1,180.00	1,180.00	1,180.00					
Olivia R. Marzan	2021-12-3135	12/28/2021	1,928.00	1,928.00	1,928.00					
Ernesto C. Ong	2021-12-3136	12/28/2021	750.00	750.00	750.00					
CJ C. Marzan	2021-12-3137	12/28/2021	1,918.29	1,918.29	1,918.29					
Julietta B. Lansangan	2021-12-3138	12/28/2021	800.00	800.00	800.00					
Danilo S. Negre	2021-12-3139	12/28/2021	2,014.29	2,014.29	2,014.29					
Veronica Migo	2021-12-3140	12/28/2021	2,500.00	2,500.00	2,500.00					
Nelly Agangan	2021-12-3141	12/28/2021	2,500.00	2,500.00	2,500.00					
Roel Suralta	2021-12-3142	12/28/2021	2,500.00	2,500.00	2,500.00					
Arnulfo Arausa Jr.	2021-12-3143	12/28/2021	1,143.24	1,143.24	1,143.24					
Joseph Andre Jhon O. Martinez	2021-12-3144	12/28/2021	7,900.00	7,900.00	7,900.00					
Gina Pangga	2021-12-3145	12/28/2021	2,500.00	2,500.00	2,500.00					
Paul Joseph A. Nuval	2021-12-3146	12/28/2021	20,000.00	20,000.00	20,000.00					
Jeroliet C. Sahagun	2021-12-3147	12/28/2021	1,401.60	1,401.60	1,401.60					
Calixto Protacio	2021-12-3148	12/28/2021	2,500.00	2,500.00	2,500.00					
Jesusa Beltran	2021-12-3149	12/28/2021	2,500.00	2,500.00	2,500.00					
Ultimate Care Janitorial Services	2021-12-3150	12/28/2021	1,370.96	1,370.96	1,370.96					

Name of Creditor	Obligation Request			AGING OF DUE AND DEMANDABLE OBLIGATIONS						Remarks
	Number	Date	Amount	Amount	90 days & below	91 to 180 days	181 to 270 days	271 to 360 days	Beyond 360 days	
1	2	3	4	5	6	7	8	9	10	11
Arcelia Alejar	2021-12-3151	12/28/2021	2,400.00	2,400.00	2,400.00					
Wilma Obcemea	2021-12-3152	12/28/2021	4,200.00	4,200.00	4,200.00					
Ailita C. Bornea	2021-12-3153	12/28/2021	9,168.65	9,168.65	9,168.65					
Anjaneth B. Palcutilo	2021-12-3154	12/28/2021	14,753.11	14,753.11	14,753.11					
Claudette Mae Tercino	2021-12-3155	12/28/2021	6,880.00	6,880.00	6,880.00					
Jeyson Atillo	2021-12-3156	12/28/2021	6,380.00	6,380.00	6,380.00					
Rowena F. Billig	2021-12-3157	12/28/2021	6,380.00	6,380.00	6,380.00					
Dionn Mark M. Bohol	2021-12-3158	12/28/2021	22,481.00	22,481.00	22,481.00					
Roel P. Valdez	2021-12-3159	12/28/2021	5,500.00	5,500.00	5,500.00					
Sunday B. Flores	2021-12-3160	12/28/2021	14,445.00	14,445.00	14,445.00					
Bella Fe D. Carmona	2021-12-3161	12/28/2021	10,000.00	10,000.00	10,000.00					
GSIS	2021-12-3162	12/28/2021	693,662.78	693,662.78	693,662.78					
FPA Payroll Fund (C.O.)	2021-12-3163	12/28/2021	545,000.00	545,000.00	545,000.00					
FPA Payroll Fund (Field)	2021-12-3164	12/28/2021	782,000.00	782,000.00	782,000.00					
Wilbert Newton T. Polisco	2021-12-3165	12/28/2021	10,000.00	10,000.00	10,000.00					
Christie D. Lim	2021-12-3166	12/28/2021	9,600.00	9,600.00	9,600.00					
Ma. Sonia C. Calleja	2021-12-3167	12/28/2021	9,600.00	9,600.00	9,600.00					
Rogelio B. Tanguid	2021-12-3168	12/28/2021	2,040.00	2,040.00	2,040.00					
Noel A. Baliuag Jr.	2021-12-3169	12/28/2021	800.00	800.00	800.00					
Jennie M. Basilio	2021-12-3170	12/28/2021	5,600.00	5,600.00	5,600.00					
Rodny P. Conda	2021-12-3171	12/28/2021	800.00	800.00	800.00					
Michael P. Tuico	2021-12-3172	12/28/2021	4,050.00	4,050.00	4,050.00					
Andy Cornell G. Bormillo	2021-12-3173	12/28/2021	14,345.00	14,345.00	14,345.00					
Noel Tablada	2021-12-3174	12/28/2021	8,300.00	8,300.00	8,300.00					
Jadine Schindler Elevator Corp.	2021-12-3175 CONT.	12/28/2021	42,700.00	42,700.00	42,700.00					
Danilo S. Negre	2021-12-3176	12/28/2021	6,380.00	6,380.00	6,380.00					
Francis Salvador B. Costas	2021-12-3177	12/28/2021	6,880.00	6,880.00	6,880.00					
Abraham E. Ligan	2021-12-3178	12/28/2021	9,600.00	9,600.00	9,600.00					
Arwin A. Cardenas	2021-12-3179	12/28/2021	555.50	555.50	555.50					
Mark Kevin M. Salita	2021-12-3180	12/28/2021	800.00	800.00	800.00					
Libcap Super Express Corporation	2021-12-3181	12/28/2021	1,456.00	1,456.00	1,456.00					
Graniand Resources Corporation	2021-12-3182	12/28/2021	5,572.00	5,572.00	5,572.00					
Graniand Resources Corporation	2021-12-3183	12/28/2021	150.00	150.00	150.00					
Keith Vincent I. Mabanag	2021-12-3184	12/28/2021	800.00	800.00	800.00					
Sharmaine D. Tecson	2021-12-3185	12/28/2021	18,779.50	18,779.50	18,779.50					
O. Marzan	2021-12-3186	12/28/2021	46,364.25	46,364.25	46,364.25					
Rogelio B. Tanguid	2021-12-3187	12/28/2021	700.00	700.00	700.00					
Rogelio B. Tanguid	2021-12-3188	12/28/2021	1,916.66	1,916.66	1,916.66					
Francis Salvador B. Costas	2021-12-3189	12/28/2021	2,280.00	2,280.00	2,280.00					
Danilo S. Negre	2021-12-3190	12/28/2021	120.00	120.00	120.00					
Libcap Super Express Corporation	2021-12-3191	12/28/2021	1,423.00	1,423.00	1,423.00					
Libcap Super Express Corporation	2021-12-3192	12/28/2021	1,805.00	1,805.00	1,805.00					
Noel V. Negre	2021-12-3193	12/28/2021	1,200.00	1,200.00	1,200.00					
Noel V. Negre	2021-12-3194	12/28/2021	2,400.00	2,400.00	2,400.00					
Joseph Andrei John O. Martinez	2021-12-3195	12/28/2021	9,420.00	9,420.00	9,420.00					

Name of Creditor	Obligation Request			AGING OF DUE AND DEMANDABLE OBLIGATIONS						Remarks
	Number	Date	Amount	Amount	90 days & below	91 to 180 days	181 to 270 days	271 to 360 days	Beyond 360 days	
1	2	3	4	5	6	7	8	9	10	11
Francis Salvador B. Costas	2021-12-3196	12/28/2021	8,850.00	8,850.00	8,850.00					
Ma. Sonia C. Calleja	2021-12-3197	12/28/2021	4,800.00	4,800.00	4,800.00					
Ma. Sonia C. Calleja	2021-12-3198	12/28/2021	7,200.00	7,200.00	7,200.00					
Alex A. Paalisbo	2021-12-3199	12/28/2021	1,299.00	1,299.00	1,299.00					
Lorna R. Sajol	2021-12-3200	12/28/2021	9,600.00	9,600.00	9,600.00					
Leonardo A. Bangad	2021-12-3202	12/28/2021	6,900.00	6,900.00	6,900.00					
Danny T. Gudin	2021-12-3203	12/28/2021	3,780.00	3,780.00	3,780.00					
Danny T. Gudin	2021-12-3204	12/28/2021	7,020.00	7,020.00	7,020.00					
Roselle Anne L. Jose	2021-12-3205	12/28/2021	800.00	800.00	800.00					
Robert V. Salvador	2021-12-3206	12/28/2021	9,600.00	9,600.00	9,600.00					
Leonardo A. Bangad	2021-12-3207	12/28/2021	9,600.00	9,600.00	9,600.00					
Keith Vincent L. Mabanag	2021-12-3208	12/28/2021	585.50	585.50	585.50					
Meralco	2021-12-3209	12/28/2021	362,049.42	362,049.42	362,049.42					
John Mar L. Nosura	2021-12-3210	12/28/2021	13,100.00	13,100.00	13,100.00					
Loreto M. Macabio Jr.	2021-12-3211	12/28/2021	12,650.00	12,650.00	12,650.00					
Gary M. Dela Cruz	2021-12-3212	12/28/2021	5,400.00	5,400.00	5,400.00					
Loreto M. Macabio Jr.	2021-12-3213	12/28/2021	11,150.00	11,150.00	11,150.00					
Claudette Mae C. Tercino	2021-12-3214	12/28/2021	3,625.00	3,625.00	3,625.00					
Mirasol O. Bacarisas	2021-12-3215	12/28/2021	680.00	680.00	680.00					
Leonardo A. Bangad	2021-12-3217	12/28/2021	7,675.23	7,675.23	7,675.23					
Henry C. Cayaban Jr.	2021-12-3218	12/28/2021	800.00	800.00	800.00					
Allan Jade V. Rojo	2021-12-3219	12/28/2021	1,600.00	1,600.00	1,600.00					
Froilan T. Bañaga	2021-12-3220	12/28/2021	9,600.00	9,600.00	9,600.00					
Allan Jade V. Rojo	2021-12-3221	12/28/2021	800.00	800.00	800.00					
Georlene P. Orbista	2021-12-3222	12/28/2021	800.00	800.00	800.00					
Danilo S. Negre	2021-12-3223	12/28/2021	217.67	217.67	217.67					
Danilo S. Negre	2021-12-3224	12/28/2021	1,045.87	1,045.87	1,045.87					
Rodell C. Goha-od	2021-12-3225	12/28/2021	1,055.00	1,055.00	1,055.00					
Rogelio B. Tanguid	2021-12-3226	12/28/2021	2,124.99	2,124.99	2,124.99					
Suzettie M. Alcaide	2021-12-3227	12/28/2021	1,149.00	1,149.00	1,149.00					
Cris L. Legaspi	2021-12-3228	12/28/2021	460.00	460.00	460.00					
Danilo S. Negre	2021-12-3229	12/28/2021	1,697.38	1,697.38	1,697.38					
Rodell C. Goha-od	2021-12-3230	12/28/2021	800.00	800.00	800.00					
Rogelio B. Tanguid	2021-12-3231	12/28/2021	688.32	688.32	688.32					
Dexter Oliver O. Leynes	2021-12-3232	12/28/2021	642.00	642.00	642.00					
Dexter Oliver O. Leynes	2021-12-3233	12/28/2021	800.00	800.00	800.00					
Gabriel B. Atole	2021-12-3234	12/28/2021	1,999.05	1,999.05	1,999.05					
Gabriel B. Atole	2021-12-3235	12/28/2021	1,072.50	1,072.50	1,072.50					
Gabriel B. Atole	2021-12-3236	12/28/2021	2,130.00	2,130.00	2,130.00					
Suzettie M. Alcaide	2021-12-3237	12/28/2021	1,060.00	1,060.00	1,060.00					
Francis Salvador B. Costas	2021-12-3238	12/28/2021	8,000.00	8,000.00	8,000.00					
Suzettie M. Alcaide	2021-12-3239	12/28/2021	7,140.00	7,140.00	7,140.00					
Eric C. Castanas	2021-12-3240	12/28/2021	7,840.00	7,840.00	7,840.00					
Obing's Dry Good Store	2021-12-3241	12/28/2021	9,025.00	9,025.00	9,025.00					
Lorna R. Sajol	2021-12-3242	12/28/2021	10,880.00	10,880.00	10,880.00					



Name of Creditor	Obligation Request			AGING OF DUE AND DEMANDABLE OBLIGATIONS						Remarks
	Number	Date	Amount	Amount	90 days & below	91 to 180 days	181 to 270 days	271 to 360 days	Beyond 360 days	
1	2	3	4	5	6	7	8	9	10	11
Francis Felimon V. Villamon	2021-12-3243	12/28/2021	1,600.00	1,600.00	1,600.00					
Jocelyn E. Baduyen	2021-12-3244	12/28/2021	1,600.00	1,600.00	1,600.00					
Eramae V. Inocencio	2021-12-3245	12/28/2021	1,697.00	1,697.00	1,697.00					
Rustom Gain A. Tanduyan	2021-12-3246	12/28/2021	6,727.00	6,727.00	6,727.00					
Arwin A. Cardenas	2021-12-3247	12/28/2021	8,900.00	8,900.00	8,900.00					
Arwin A. Cardenas	2021-12-3248	12/28/2021	1,899.00	1,899.00	1,899.00					
Arwin A. Cardenas	2021-12-3249	12/28/2021	800.00	800.00	800.00					
Roselle Anne L. Jose	2021-12-3250	12/28/2021	385.00	385.00	385.00					
Noel V. Negre	2021-12-3251	12/28/2021	2,249.90	2,249.90	2,249.90					
John Mark A. Manangan	2021-12-3252	12/28/2021	8,100.00	8,100.00	8,100.00					
Georlene P. Orbista	2021-12-3253	12/28/2021	11,570.00	11,570.00	11,570.00					
Rogelio B. Tanguid	2021-12-3254	12/28/2021	1,152.00	1,152.00	1,152.00					
Winsor L. Nueva	2021-12-3255	12/28/2021	8,360.00	8,360.00	8,360.00					
Dexter Oliver O. Leynes	2021-12-3256	12/28/2021	11,520.00	11,520.00	11,520.00					
Agusto M. Nagayang	2021-12-3257	12/28/2021	10,160.00	10,160.00	10,160.00					
Rodell C. Goha-od	2021-12-3258	12/28/2021	10,540.00	10,540.00	10,540.00					
Rodny P. Conda	2021-12-3259	12/28/2021	8,250.00	8,250.00	8,250.00					
Ardon Ryan E. Nee-Estuye	2021-12-3260	12/28/2021	6,000.00	6,000.00	6,000.00					
Danilo S. Negre	2021-12-3262	12/28/2021	8,700.00	8,700.00	8,700.00					
Danilo S. Negre	2021-12-3264	12/28/2021	360.00	360.00	360.00					
Rogelio B. Crespo	2021-12-3265	12/28/2021	9,600.00	9,600.00	9,600.00					
Medardo B. Santiago	2021-12-3266	12/28/2021	3,500.00	3,500.00	3,500.00					
Joseph Andrei John O. Martinez	2021-12-3267	12/28/2021	1,888.00	1,888.00	1,888.00					
Joseph Andrei John O. Martinez	2021-12-3268	12/28/2021	976.00	976.00	976.00					
Gabriel B. Alole	2021-12-3269	12/28/2021	9,600.00	9,600.00	9,600.00					
Marrisa G. Napalit	2021-12-3270	12/28/2021	2,880.00	2,880.00	2,880.00					
Joseph Andrei John O. Martinez	2021-12-3271	12/28/2021	9,600.00	9,600.00	9,600.00					
Melecio L. Choschos	2021-12-3272	12/28/2021	8,400.00	8,400.00	8,400.00					
Yzredin O. Bacongus	2021-12-3273	12/28/2021	10,980.00	10,980.00	10,980.00					
Roselle Anne L. Jose	2021-12-3274	12/28/2021	9,600.00	9,600.00	9,600.00					
Danilo S. Negre	2021-12-3275	12/28/2021	1,045.87	1,045.87	1,045.87					
Junette A. Cano	2021-12-3277	12/28/2021	1,600.00	1,600.00	1,600.00					
Olivia R. Marzan	2021-12-3278	12/28/2021	3,200.00	3,200.00	3,200.00					
Edward Allen A. Calapatia	2021-12-3279	12/28/2021	13,100.00	13,100.00	13,100.00					
Rustom Gain A. Tanduyan	2021-12-3280	12/28/2021	13,100.00	13,100.00	13,100.00					
Noel M. Tablada	2021-12-3281	12/28/2021	660.00	660.00	660.00					
Noel M. Tablada	2021-12-3282	12/28/2021	800.00	800.00	800.00					
Jeyson S. Atillo	2021-12-3284	12/28/2021	4,489.00	4,489.00	4,489.00					
Medardo B. Santiago	2021-12-3285	12/28/2021	590.00	590.00	590.00					
John Mark A. Manangan	2021-12-3286	12/28/2021	1,265.00	1,265.00	1,265.00					
Melecio L. Choschos	2021-12-3287	12/28/2021	800.00	800.00	800.00					
John Mark A. Manangan	2021-12-3289	12/28/2021	800.00	800.00	800.00					
Noel V. Negre	2021-12-3290	12/28/2021	2,970.10	2,970.10	2,970.10					
Abraham E. Ligan	2021-12-3291	12/28/2021	9,600.00	9,600.00	9,600.00					
Henry C. Cayaban Jr.	2021-12-3292	12/28/2021	9,600.00	9,600.00	9,600.00					


Name of Creditor	Obligation Request			AGING OF DUE AND DEMANDABLE OBLIGATIONS						Remarks
	Number	Date	Amount	Amount	90 days & below	91 to 180 days	181 to 270 days	271 to 360 days	Beyond 360 days	
1	2	3	4	5	6	7	8	9	10	11
Leonardo A. Bangad	2021-12-3293	12/28/2021	8,250.00	8,250.00	8,250.00					
Rogelio B. Tanguid	2021-12-3294	12/28/2021	1,414.00	1,414.00	1,414.00					
Rogelio B. Tanguid	2021-12-3295	12/28/2021	2,160.00	2,160.00	2,160.00					
Rowena F. Billig	2021-12-3296	12/28/2021	4,320.00	4,320.00	4,320.00					
Jocelyn E. Baduyen	2021-12-3297	12/28/2021	10,490.00	10,490.00	10,490.00					
Louie T. Palarao	2021-12-3298	12/28/2021	4,420.00	4,420.00	4,420.00					
Junette A. Cano	2021-12-3299	12/28/2021	12,680.00	12,680.00	12,680.00					
Romnick N. Bodot	2021-12-3300	12/28/2021	9,600.00	9,600.00	9,600.00					
Danny T. Gudin	2021-12-3301	12/28/2021	4,500.00	4,500.00	4,500.00					
Keith Vincent L. Mabanag	2021-12-3302	12/28/2021	9,600.00	9,600.00	9,600.00					
Christopher M. Nuñez	2021-12-3303	12/28/2021	6,000.00	6,000.00	6,000.00					
Joseph Recto T. Canda	2021-12-3304	12/28/2021	2,700.00	2,700.00	2,700.00					
Rosie T. Malazar	2021-12-3305	12/28/2021	3,750.00	3,750.00	3,750.00					
Noel M. Tablada	2021-12-3307	12/28/2021	6,200.00	6,200.00	6,200.00					
Cris L. Legaspi	2021-12-3308	12/28/2021	9,600.00	9,600.00	9,600.00					
Philippine Health Insurance Corporation	2021-12-3309	12/28/2021	79,298.64	79,298.64	79,298.64					
Ryan G. Gelladula	2021-12-3310	12/28/2021	16,980.00	16,980.00	16,980.00					
Francis Felimon V. Villamon	2021-12-3311	12/28/2021	19,200.00	19,200.00	19,200.00					
Emanuel D. Barida	2021-12-3312	12/28/2021	17,700.00	17,700.00	17,700.00					
Allan Jade V. Rojo	2021-12-3313	12/28/2021	11,420.00	11,420.00	11,420.00					
Noel A. Baliuag Jr.	2021-12-3314	12/28/2021	9,600.00	9,600.00	9,600.00					
Rustom Gain A. Tanduyan	2021-12-3315	12/28/2021	800.00	800.00	800.00					
Janelyn L. Aquino-Pabalate	2021-12-3316	12/28/2021	1,200.00	1,200.00	1,200.00					
Alex A. Paalisbo	2021-12-3317	12/28/2021	880.00	880.00	880.00					
Alex A. Paalisbo	2021-12-3318	12/28/2021	234.94	234.94	234.94					
Arwin A. Cardenas	2021-12-3320	12/28/2021	1,898.00	1,898.00	1,898.00					
FPA Payroll Fund	2021-12-3322	12/28/2021	75,000.00	75,000.00	75,000.00					
FPA Payroll Fund	2021-12-3323	12/28/2021	210,000.00	210,000.00	210,000.00					
Mark Nicky S. Larga	2021-12-3325	12/28/2021	12,275.00	12,275.00	12,275.00					
Mirasol O. Bacarissas	2021-12-3326	12/28/2021	2,032.43	2,032.43	2,032.43					
Cherubin M. Alonzo	2021-12-3327	12/28/2021	4,800.00	4,800.00	4,800.00					
Joey B. Pascua	2021-12-3328	12/28/2021	6,130.00	6,130.00	6,130.00					
Jennie M. Basilio	2021-12-3329	12/28/2021	3,600.00	3,600.00	3,600.00					
Manila Water Company Inc	2021-12-3330	12/28/2021	34,100.48	34,100.48	34,100.48					
Arnulfo L. Arausa Jr.	2021-12-3331	12/28/2021	3,082.13	3,082.13	3,082.13					
Noel A. Baliuag Jr.	2021-12-3332	12/28/2021	800.00	800.00	800.00					
Arnulfo L. Arausa Jr.	2021-12-3333	12/28/2021	1,200.00	1,200.00	1,200.00					
Paulyne Kim M. Alfuate	2021-12-3334	12/28/2021	10,850.00	10,850.00	10,850.00					
Alex A. Paalisbo	2021-12-3335	12/28/2021	9,600.00	9,600.00	9,600.00					
Edmar C. Bundalian	2021-12-3337	12/28/2021	11,810.00	11,810.00	11,810.00					
Raymund C. Alfor	2021-12-3338	12/28/2021	19,200.00	19,200.00	19,200.00					
Alita C. Bornea	2021-12-3339	12/28/2021	5,550.00	5,550.00	5,550.00					
Alex A. Paalisbo	2021-12-3340	12/28/2021	3,576.18	3,576.18	3,576.18					
Mark Nicky S. Larga	2021-12-3341	12/28/2021	800.00	800.00	800.00					
Dennis S. Mallari	2021-12-3342	12/28/2021	9,600.00	9,600.00	9,600.00					

Name of Creditor	Obligation Request			AGING OF DUE AND DEMANDABLE OBLIGATIONS						Remarks
	Number	Date	Amount	Amount	90 days & below	91 to 180 days	181 to 270 days	271 to 360 days	Beyond 360 days	
1	2	3	4	5	6	7	8	9	10	11
Quirino T. Baterna	2021-12-3343	12/28/2021	10,600.00	10,600.00	10,600.00					
Dionn Mark M. Bohol	2021-12-3344	12/28/2021	5,100.00	5,100.00	5,100.00					
Maricel P. Tabigue	2021-12-3345	12/28/2021	11,620.00	11,620.00	11,620.00					
Cherubin M. Alonzo	2021-12-3346	12/28/2021	2,690.00	2,690.00	2,690.00					
Arwin A. Cardenas	2021-12-3347	12/28/2021	800.00	800.00	800.00					
Remedios V. Andrada	2021-12-3348	12/28/2021	2,142.61	2,142.61	2,142.61					
Jerwin D. Enon	2021-12-3349	12/28/2021	815.17	815.17	815.17					
Medardo B. Santiago	2021-12-3350	12/28/2021	12,600.00	12,600.00	12,600.00					
Ma. Sonia C. Calleja	2021-12-3352	12/28/2021	448.00	448.00	448.00					
Ma. Sonia C. Calleja	2021-12-3353	12/28/2021	523.16	523.16	523.16					
Medardo B. Santiago	2021-12-3354	12/28/2021	12,900.00	12,900.00	12,900.00					
Cheery B. Agrade	2021-12-3355	12/28/2021	11,600.00	11,600.00	11,600.00					
Imelda Q. Rasay	2021-12-3356	12/28/2021	7,020.00	7,020.00	7,020.00					
Ma. Sonia C. Calleja	2021-12-3357	12/28/2021	2,973.97	2,973.97	2,973.97					
Romeo Val R. Suguitan Jr.	2021-12-3358	12/28/2021	6,450.00	6,450.00	6,450.00					
Robilyn O. Sarmiento	2021-12-3359	12/28/2021	8,700.00	8,700.00	8,700.00					
Rogelio B. Crespo	2021-12-3360	12/28/2021	9,600.00	9,600.00	9,600.00					
William P. Gante	2021-12-3361	12/28/2021	8,300.00	8,300.00	8,300.00					
Charlie D. Limbag	2021-12-3362	12/28/2021	9,940.00	9,940.00	9,940.00					
Jerzon M. Lopez	2021-12-3363	12/28/2021	7,340.00	7,340.00	7,340.00					
Michael P. Turco	2021-12-3364	12/28/2021	3,600.00	3,600.00	3,600.00					
Charles Joseph C. Follosco	2021-12-3365	12/28/2021	9,600.00	9,600.00	9,600.00					
Ma. Sonia C. Calleja	2021-12-3366	12/28/2021	1,200.00	1,200.00	1,200.00					
Ma. Sonia C. Calleja	2021-12-3367	12/28/2021	1,398.00	1,398.00	1,398.00					
Eric C. Divinigracia	2021-12-3368	12/28/2021	8,500.00	8,500.00	8,500.00					
Leonardo A. Bangad	2021-12-3369	12/28/2021	3,418.59	3,418.59	3,418.59					
Mike P. Cuento	2021-12-3370	12/28/2021	800.00	800.00	800.00					
FPA Payroll Fund	2021-12-3371	12/28/2021	4,241.35	4,241.35	4,241.35					
Noel V. Negre	2021-12-3372	12/28/2021	2,267.65	2,267.65	2,267.65					
Libcap Super Express Corporation	2021-12-3373	12/28/2021	1,021.00	1,021.00	1,021.00					
Libcap Super Express Corporation	2021-12-3374	12/28/2021	1,087.00	1,087.00	1,087.00					
CJ C. Marzan	2021-12-3375	12/28/2021	9,600.00	9,600.00	9,600.00					
Rowena C. Reyes	2021-12-3376	12/28/2021	1,200.00	1,200.00	1,200.00					
Ma. Sonia C. Calleja	2021-12-3377	12/28/2021	3,244.26	3,244.26	3,244.26					
Ma. Sonia C. Calleja	2021-12-3378	12/28/2021	1,144.73	1,144.73	1,144.73					
Myer G. Mula	2021-12-3379	12/28/2021	26,200.00	26,200.00	26,200.00					
Mark Kevin M. Salita	2021-12-3380	12/28/2021	800.00	800.00	800.00					
Bella Fe D. Carmona	2021-12-3381	12/28/2021	10,000.00	10,000.00	10,000.00					
Shanelle T. Napoles	2021-12-3382	12/28/2021	799.00	799.00	799.00					
Marko B. Deblois	2021-12-3383	12/28/2021	600.00	600.00	600.00					
Marko B. Deblois	2021-12-3384	12/28/2021	600.00	600.00	600.00					
Marko B. Deblois	2021-12-3385	12/28/2021	600.00	600.00	600.00					
Marko B. Deblois	2021-12-3386	12/28/2021	600.00	600.00	600.00					
Marko B. Deblois	2021-12-3387	12/28/2021	600.00	600.00	600.00					
Marko B. Deblois	2021-12-3388	12/28/2021	600.00	600.00	600.00					

Name of Creditor	Obligation Request			AGING OF DUE AND DEMANDABLE OBLIGATIONS						Remarks
	Number	Date	Amount	Amount	90 days & below	91 to 180 days	181 to 270 days	271 to 360 days	Beyond 360 days	
1	2	3	4	5	6	7	8	9	10	11
Mario B. Deblois	2021-12-3389	12/28/2021	2,800.00	2,800.00	2,800.00					
FPA Payroll Fund	2021-12-3390	12/28/2021	106,500.00	106,500.00	106,500.00					
Elizabeth T. Ramiro	2021-12-3391	12/28/2021	7,500.00	7,500.00	7,500.00					
Jesus A. Muring	2021-12-3392	12/28/2021	800.00	800.00	800.00					
Efren Serbito	2021-10-2424A	12/28/2021	7,193.53	7,193.53	7,193.53					
Myer G. Mulan	2021-12-3393	12/28/2021	17,340.00	17,340.00	17,340.00					
Romulo N. Crucillo	2021-12-3394	12/28/2021	9,013.58	9,013.58	9,013.58					
Wilbert Newton T. Pollisco	2021-12-3395	12/28/2021	4,548.60	4,548.60	4,548.60					
Jesson Garcia	2021-12-3396	12/28/2021	29,977.86	29,977.86	29,977.86					
Zandrally R. Joven	2021-12-3397	12/28/2021	17,787.50	17,787.50	17,787.50					
Leonora C. Japon	2021-12-3398	12/28/2021	22,535.22	22,535.22	22,535.22					
Alisa M. Sibal	2021-12-3399	12/28/2021	46,184.00	46,184.00	46,184.00					
Donardo C. Javier	2021-12-3400	12/28/2021	16,418.05	16,418.05	16,418.05					
Mary Grace M. Sumalirng	2021-12-3404	12/28/2021	1,100.00	1,100.00	1,100.00					
Kriz Anne Joi L. Minguez	2021-12-3405	12/28/2021	1,100.00	1,100.00	1,100.00					
FPA Payroll Fund	2021-12-3412	12/28/2021	1,202,633.67	1,202,633.67	1,202,633.67					
Kris Lord T. Santos	2021-12-3419	12/28/2021	720.00	720.00	720.00					
Dr. Wernher Bautista	2021-12-3421	12/28/2021	73,400.00	73,400.00	73,400.00					
Dr. Rizaldo G. Bayot	2021-12-3422	12/28/2021	36,480.00	36,480.00	36,480.00					
Dr. Niña Gracel B. Dimaano	2021-12-3424	12/28/2021	9,400.00	9,400.00	9,400.00					
Dr. Candida B. Adala	2021-12-3425	12/28/2021	61,120.00	61,120.00	61,120.00					
Dana C. Punelas	2021-12-3426	12/28/2021	1,440.00	1,440.00	1,440.00					
Dr. Leonila M. Varca	2021-12-3427	12/28/2021	45,000.00	45,000.00	45,000.00					
Rochelle P. Ibabao	2021-12-3428	12/28/2021	7,200.00	7,200.00	7,200.00					
Dr. Marivic S. Lacsamana	2021-12-3429	12/28/2021	10,800.00	10,800.00	10,800.00					
Peter E. Pabiona	2021-07-1406CONT	12/28/2021	9,236.21	9,236.21	9,236.21					
Mark Robin Pakutele	2021-07-1406CONT	12/28/2021	9,218.74	9,218.74	9,218.74					
Ronald P. Ponce	2021-07-1406CONT	12/28/2021	9,967.54	9,967.54	9,967.54					
Mark Glenn S. Requilman	2021-07-1406CONT	12/28/2021	14,354.94	14,354.94	14,354.94					
IKF Home Furnishing & Office Furniture	2017-12-3023	12/28/2020	1,732,700.00	1,732,700.00					1,732,700.00	
FPA EA	2021-12-2968	12/28/2021	33,396.68	33,396.68	33,396.68					
GSIS	2021-12-2968	12/28/2021	398,478.07	398,478.07	398,478.07					
HOME DEVELOPMENT MUTUAL FUND	2021-12-2968	12/28/2021	69,294.48	69,294.48	69,294.48					
LBP	2021-12-2968	12/28/2021	60,127.34	60,127.34	60,127.34					
PHILHEALTH	2021-12-2968	12/28/2021	32,961.27	32,961.27	32,961.27					
FPA EA	2021-12-2969	12/28/2021	39,228.00	39,228.00	39,228.00					
GSIS	2021-12-2969	12/28/2021	640,958.30	640,958.30	640,958.30					
HOME DEVELOPMENT MUTUAL FUND	2021-12-2969	12/28/2021	90,042.77	90,042.77	90,042.77					
LBP	2021-12-2969	12/28/2021	264,801.99	264,801.99	264,801.99					
PHILHEALTH	2021-12-2969	12/28/2021	46,336.43	46,336.43	46,336.43					
R. Sangalanan	2020-10-1602	12/28/2020	16,039.03	16,039.03					16,039.03	
J. Ale	2021-01-0002	12/28/2021	6,561.91	6,561.91	6,561.91					
E. RAMIRO	2021-02-0087	12/28/2021	9,718.23	9,718.23	9,718.23					
R. Repolidon	2021-07-1326	12/28/2021	17,428.87	17,428.87	17,428.87					
M. Boloron	2021-07-1407	12/28/2021	7,964.33	7,964.33	7,964.33					

Name of Creditor	Obligation Request			AGING OF DUE AND DEMANDABLE OBLIGATIONS						Remarks
	Number	Date	Amount	Amount	90 days & below	91 to 180 days	181 to 270 days	271 to 360 days	Beyond 360 days	
1	2	3	4	5	6	7	8	9	10	11
L.PALARAO	2021-10-2142	12/28/2021	34,491.94	34,491.94	34,491.94					
M.Boloron	2021-10-2425cont	12/28/2021	7,964.33	7,964.33	7,964.33					
L.PALARAO	2021-12-3047	12/28/2021	142,300.00	142,300.00	142,300.00					
L. JAPON	2021-12-3049	12/28/2021	24,847.00	24,847.00	24,847.00					
L.PALARAO	2021-12-3049	12/28/2021	1,500.00	1,500.00	1,500.00					
R.Repolidon	2021-12-3049	12/28/2021	27,267.10	27,267.10	27,267.10					
HOME DEVELOPMENT MUTUAL FUND	2021-12-3288	12/28/2021	14,000.00	14,000.00	14,000.00					
FPA PAYROLL-DUE TO BIR	various cORS	12/28/2021	686,186.24	686,186.24	686,186.24					
J. MORE	2021-12-3431	12/28/2021	8,640.00	8,640.00	8,640.00					
J. MORE	2021-12-3432	12/28/2021	7,200.00	7,200.00	7,200.00					
JOSE TABSING	2019-12-3630	12/28/2020	44,294.00	44,294.00					44,294.00	
JOSE TABSING	2019-12-3630	12/28/2020	2,000.00	2,000.00					2,000.00	
JOSEPHINE GUNTAN	2019-12-3631	12/28/2020	32,871.00	32,871.00					32,871.00	
JOSEPHINE GUNTAN	2019-12-3631	12/28/2020	2,000.00	2,000.00					2,000.00	
<b>TOTAL</b>			<b>18,323,282.11</b>	<b>18,323,282.11</b>	<b>16,433,702.08</b>	<b>55,536.00</b>	<b>-</b>	<b>-</b>	<b>1,834,044.03</b>	<b>-</b>

Certified Correct by:

  
**MARIA THERESA B. OLIVEROS**  
 Supervising Administrative Officer


Date: \_\_\_\_\_

Certified Correct by:

  
**ERAMAE V. INOCENCIO**  
 Administrative Officer V-Budget Section


Date: \_\_\_\_\_

Recommended by:

  
**GINA C. TOMIMBANG**  
 Chief Administrative Officer

Date: \_\_\_\_\_

Approved by:

  
**WILFREDO C. ROLDAN**  
 Head of Agency  
 Authorized  
 Representative

Date: \_\_\_\_\_




**AGING OF NOT YET DUE AND DEMANDABLE OBLIGATIONS**  
As of December 31, 2021


Department : Department of Agriculture  
 Agency : Fertilizer and Pesticide Authority  
 Operating Unit : N/A  
 Organization Code (UACS) : 260370000000  
 (e.g. Fund Cluster: 101,102, 151) Funding Source Code (as clustered) : 01 - Regular Agency Fund

Name of Creditor	Obligation Request			AGING OF NOT YET DUE AND DEMANDABLE OBLIGATIONS						Remarks
	Number	Date	Amount	Amount	90 days & below	91 to 180 days	181 to 270 days	271 to 360 days	Beyond 360 days	
1	2	3	4	5	6	7	8	9	10	11
TUV RHEINLAND PHILIPPINES, INC	02-01101101-2021-08-1526CONT	06/08/2021	8,200.00	8,200.00		8,200.00				
TUV RHEINLAND PHILIPPINES, INC	02-01101101-2021-08-1526A	06/08/2021	80,000.00	80,000.00		80,000.00				
ALCAPORT TRADING	02-01101101-2021-09-2096	9/30/2021	33,502.00	33,502.00		33,502.00				
DKSH PHILIPPINES INC.	02-01101101-2021-12-2831	12/02/2021	91,462.56	91,462.56	91,462.56					
ENVIROCARE MGT. PRECISION INC.	02-01101101-2021-12-2832	12/02/2021	220,000.00	220,000.00	220,000.00					
<b>TOTAL</b>			<b>433,164.56</b>	<b>433,164.56</b>	<b>311,462.56</b>	<b>121,702.00</b>	-	-	-	-


Certified Correct by:

  
**MARIA THERESA B. OLIVEROS**  
 Supervising Administrative Officer  
 Date: \_\_\_\_\_

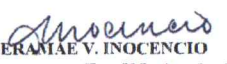
Recommended by:

  
**GINA C. DIMIMBANG**  
 Chief Administrative Officer  
 Date: \_\_\_\_\_

Approved by:

  
**WILFREDO C. ROLDAN**  
 Head of Agency  
 Date: \_\_\_\_\_

Certified Correct by:

  
**ERAMIE V. INOCENCIO**  
 Administrative Officer V-Budget Section  
 Date: \_\_\_\_\_