

STATEMENT OF APPROPRIATIONS, ALLOTMENTS, OBLIGATIONS, DISBURSEMENTS AND BALANCES

As at the Quarter Ending September 30, 2021

Department : Department of Agriculture (DA)
 Agency/Entity : Fertilizer and Pesticide Authority
 Operating Unit : < not applicable >
 Organization Code (UACS) : 05 005 0000000
 Fund Cluster : 01 Regular Agency Fund
 (e.g. UACS Fund Cluster: 01-Regular Agency Fund, 02-Foreign Assisted Projects Fund, 03-Special Account-Locally Funded/Domestic Grants Fund, and 04-Special Account-Foreign Assisted/Foreign Grants Fund)

X	Current Year Appropriations
	Supplemental Appropriations
	Continuing Appropriations

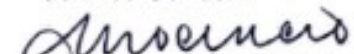
Particulars	UACS CODE	Appropriations			Allotments			Current Year Obligations					Current Year Disbursements					Balances					
		Authorized Appropriations	Adjustments(Transfer To/From, Modifications/ Augmentations)	Adjusted Appropriations	Allotments Received	Adjustments(Reductions, Modifications/ Augmentations)	Transfer To	Transfer From	Adjusted Total Allotments	1st Quarter Ending March 31	2nd Quarter Ending June 30	3rd Quarter Ending Sept. 30	4th Quarter Ending Dec. 31	TOTAL	1st Quarter Ending March 31	2nd Quarter Ending June 30	3rd Quarter Ending Sept. 30	4th Quarter Ending Dec. 31	TOTAL	Unreleased Appro	Unobligated Allotments	Unpaid Obligations(15-20)=(23+24)	
																						Due and Demandable	Not Yet Due and Demandable
1	2	3	4	5=(3+4)	6	7	8	9	10=[(6+(-)7)-8+9]	11	12	13	14	15=(11+12+13+14)	16	17	18	19	20=(16+17+18+19)	21	22	23	24
L Agency Specific Budget		147,394,000.00	0.00	147,394,000.00	147,394,000.00	0.00	0.00	0.00	147,394,000.00	41,251,457.06	29,064,064.43	33,402,702.58	0.00	103,718,224.07	25,945,109.77	35,770,415.34	31,072,898.37	0.00	92,788,423.48	0.00	43,675,775.93	2,008,541.10	8,921,259.49
General Administration and Support	1000000000000000	52,993,000.00	0.00	52,993,000.00	52,993,000.00	0.00	0.00	0.00	52,993,000.00	13,651,099.61	9,281,475.23	13,100,003.61	0.00	36,032,578.45	8,153,139.58	12,080,947.52	11,685,952.35	0.00	31,920,039.45	0.00	16,960,421.55	501,957.59	3,610,581.41
General Management and Supervision	100000100001000	49,215,000.00	(3,758,256.26)	45,456,743.74	49,215,000.00	(3,758,256.26)	0.00	0.00	45,456,743.74	13,651,099.61	6,130,438.20	8,714,784.38	0.00	28,496,322.19	8,153,139.58	9,128,733.70	7,101,909.91	0.00	24,383,783.19	0.00	16,960,421.55	501,957.59	3,610,581.41
PS		30,381,000.00	(3,758,256.26)	26,622,743.74	30,381,000.00	(3,758,256.26)	0.00	0.00	26,622,743.74	6,070,190.95	3,969,024.23	4,233,695.51	0.00	14,272,910.69	4,649,707.04	4,959,982.82	4,161,263.24	0.00	13,770,953.10	0.00	12,349,833.05	501,957.59	0.00
MOOE		18,834,000.00	0.00	18,834,000.00	18,834,000.00	0.00	0.00	0.00	18,834,000.00	7,580,908.66	2,161,413.97	4,481,088.87	0.00	14,223,411.50	3,503,432.54	4,168,750.88	2,940,646.67	0.00	10,612,830.09	0.00	4,610,588.50	0.00	3,610,581.41
Administration of Personnel Benefits	100000100002000	3,778,000.00	3,758,256.26	7,536,256.26	3,778,000.00	3,758,256.26	0.00	0.00	7,536,256.26	0.00	3,151,037.03	4,385,219.23	0.00	7,536,256.26	0.00	2,952,213.82	4,584,042.44	0.00	7,536,256.26	0.00	0.00	0.00	0.00
PS		3,778,000.00	3,758,256.26	7,536,256.26	3,778,000.00	3,758,256.26	0.00	0.00	7,536,256.26	0.00	3,151,037.03	4,385,219.23	0.00	7,536,256.26	0.00	2,952,213.82	4,584,042.44	0.00	7,536,256.26	0.00	0.00	0.00	0.00
Sub-Total, General Administration and Support		52,993,000.00	0.00	52,993,000.00	52,993,000.00	0.00	0.00	0.00	52,993,000.00	13,651,099.61	9,281,475.23	13,100,003.61	0.00	36,032,578.45	8,153,139.58	12,080,947.52	11,685,952.35	0.00	31,920,039.45	0.00	16,960,421.55	501,957.59	3,610,581.41
PS		34,159,000.00	0.00	34,159,000.00	34,159,000.00	0.00	0.00	0.00	34,159,000.00	6,070,190.95	7,120,061.26	8,618,914.74	0.00	21,809,166.95	4,649,707.04	7,912,196.64	8,745,305.68	0.00	21,307,209.36	0.00	12,349,833.05	501,957.59	0.00
MOOE		18,834,000.00	0.00	18,834,000.00	18,834,000.00	0.00	0.00	0.00	18,834,000.00	7,580,908.66	2,161,413.97	4,481,088.87	0.00	14,223,411.50	3,503,432.54	4,168,750.88	2,940,646.67	0.00	10,612,830.09	0.00	4,610,588.50	0.00	3,610,581.41
FinEx (if Applicable)		0.00	0.00	0.00	0.00	0.00	0.00	0.00	0.00	0.00	0.00	0.00	0.00	0.00	0.00	0.00	0.00	0.00	0.00	0.00	0.00	0.00	0.00
CC		0.00	0.00	0.00	0.00	0.00	0.00	0.00	0.00	0.00	0.00	0.00	0.00	0.00	0.00	0.00	0.00	0.00	0.00	0.00	0.00	0.00	0.00
Operations	3000000000000000	94,401,000.00	0.00	94,401,000.00	94,401,000.00	0.00	0.00	0.00	94,401,000.00	27,600,357.45	19,782,589.20	20,302,698.97	0.00	67,685,645.62	17,791,970.19	23,689,467.82	19,386,946.02	0.00	60,868,384.03	0.00	26,715,354.38	1,506,583.51	5,310,678.08
OO : Fertilizer and pesticide products and handlers regulated		94,401,000.00	0.00	94,401,000.00	94,401,000.00	0.00	0.00	0.00	94,401,000.00	27,600,357.45	19,782,589.20	20,302,698.97	0.00	67,685,645.62	17,791,970.19	23,689,467.82	19,386,946.02	0.00	60,868,384.03	0.00	26,715,354.38	1,506,583.51	5,310,678.08
FERTILIZER AND PESTICIDE REGULATORY PROGRAM		94,401,000.00	0.00	94,401,000.00	94,401,000.00	0.00	0.00	0.00	94,401,000.00	27,600,357.45	19,782,589.20	20,302,698.97	0.00	67,685,645.62	17,791,970.19	23,689,467.82	19,386,946.02	0.00	60,868,384.03	0.00	26,715,354.38	1,506,583.51	5,310,678.08
Quality Control and Inspection	310100100001000	61,277,000.00	0.00	61,277,000.00	61,277,000.00	0.00	0.00	0.00	61,277,000.00	21,189,002.80	12,844,215.78	12,751,230.90	0.00	46,784,449.48	13,624,098.78	15,221,865.76	13,042,389.98	0.00	41,888,354.52	0.00	14,492,550.52	893,182.88	4,002,912.08
PS		44,487,000.00	0.00	44,487,000.00	44,487,000.00	0.00	0.00	0.00	44,487,000.00	13,178,394.45	9,532,837.48	10,006,912.04	0.00	32,718,143.97	10,945,290.43	10,809,631.31	10,070,039.35	0.00	31,824,961.09	0.00	11,768,856.03	893,182.88	0.00
MOOE		16,790,000.00	0.00	16,790,000.00	16,790,000.00	0.00	0.00	0.00	16,790,000.00	8,010,608.35	3,311,378.30	2,744,318.86	0.00	14,066,305.51	2,678,808.35	4,412,234.45	2,972,350.63	0.00	10,063,393.43	0.00	2,723,694.49	0.00	4,002,912.08
Registration and Licensing	310100100002000	30,274,000.00	0.00	30,274,000.00	30,274,000.00	0.00	0.00	0.00	30,274,000.00	6,411,354.65	4,088,373.42	7,551,468.07	0.00	18,051,196.14	4,167,871.41	5,617,602.06	6,344,556.04	0.00	16,130,029.51	0.00	12,222,803.86	613,400.63	1,307,766.00
PS		16,945,000.00	0.00	16,945,000.00	16,945,000.00	0.00	0.00	0.00	16,945,000.00	4,737,545.20	3,294,990.48	3,525,363.37	0.00	11,557,899.05	3,248,169.78	4,456,346.41	3,239,982.23	0.00	10,944,498.42	0.00	5,387,100.95	613,400.63	0.00
MOOE		13,329,000.00	0.00	13,329,000.00	13,329,000.00	0.00	0.00	0.00	13,329,000.00	1,673,809.45	793,382.94	4,026,104.70	0.00	6,493,297.09	919,701.63	1,161,255.65	3,104,573.81	0.00	5,185,531.09	0.00	6,835,702.91	0.00	1,307,766.00
Project(s)		2,850,000.00	0.00	2,850,000.00	2,850,000.00	0.00	0.00	0.00	2,850,000.00	0.00	2,850,000.00	0.00	0.00	2,850,000.00	0.00	2,850,000.00	0.00	0.00	2,850,000.00	0.00	0.00	0.00	0.00
Locally-Funded Project(s)		2,850,000.00	0.00	2,850,000.00	2,850,000.00	0.00	0.00	0.00	2,850,000.00	0.00	2,850,000.00	0.00	0.00	2,850,000.00	0.00	2,850,000.00	0.00	0.00	2,850,000.00	0.00	0.00	0.00	0.00
Fortified Organic Fertilizer Development Program	310100200002000	2,850,000.00	0.00	2,850,000.00	2,850,000.00	0.00	0.00	0.00	2,850,000.00	0.00	2,850,000.00	0.00	0.00	2,850,000.00	0.00	2,850,000.00	0.00	0.00	2,850,000.00	0.00	0.00	0.00	0.00
MOOE		2,850,000.00	0.00	2,850,000.00	2,850,000.00	0.00	0.00	0.00	2,850,000.00	0.00	2,850,000.00	0.00	0.00	2,850,000.00	0.00	2,850,000.00	0.00	0.00	2,850,000.00	0.00	0.00	0.00	0.00

Department : Department of Agriculture (DA)
 Agency/Entity : Fertilizer and Pesticide Authority
 Operating Unit : < not applicable >
 Organization Code (UACS) : 05 005 0000000
 Fund Cluster : 01 Regular Agency Fund
 (e.g. UACS Fund Cluster: 01-Regular Agency Fund, 02-Foreign Assisted Projects Fund, 03-Special Account-Locally Funded/Domestic Grants Fund, and 04-Special Account-Foreign Assisted/Foreign Grants Fund)

X	Current Year Appropriations
	Supplemental Appropriations
	Continuing Appropriations

Particulars	UACS CODE	Appropriations			Allotments			Current Year Obligations					Current Year Disbursements					Balances					
		Authorized Appropriations	Adjustments(Transfer To/From,Modifications/Augmentations)	Adjusted Appropriations	Allotments Received	Adjustments(Reductions,Modifications/Augmentations)	Transfer To	Transfer From	Adjusted Total Allotments	1st Quarter Ending March 31	2nd Quarter Ending June 30	3rd Quarter Ending Sept. 30	4th Quarter Ending Dec. 31	TOTAL	1st Quarter Ending March 31	2nd Quarter Ending June 30	3rd Quarter Ending Sept. 30	4th Quarter Ending Dec. 31	TOTAL	Unreleased Appro	Unobligated Allotments	Unpaid Obligations(15-20)=(23+24)	
																						Due and Demandable	Not Yet Due and Demandable
1	2	3	4	5=(3+4)	6	7	8	9	10=[(6+(-)7)-8+9]	11	12	13	14	15=(11+12+13+14)	16	17	18	19	20=(16+17+18+19)	21	22	23	24
Sub-Total, Operations		94,401,000.00	0.00	94,401,000.00	94,401,000.00	0.00	0.00	0.00	94,401,000.00	27,600,357.45	19,782,589.20	20,302,698.97	0.00	67,685,645.62	17,791,970.19	23,689,467.82	19,386,946.02	0.00	60,868,384.03	0.00	26,715,354.38	1,506,583.51	5,310,678.08
PS		61,432,000.00	0.00	61,432,000.00	61,432,000.00	0.00	0.00	0.00	61,432,000.00	17,915,939.65	12,827,827.96	13,532,275.41	0.00	44,276,043.02	14,193,460.21	15,265,977.72	13,310,021.58	0.00	42,769,459.51	0.00	17,155,956.98	1,506,583.51	0.00
MOOE		32,969,000.00	0.00	32,969,000.00	32,969,000.00	0.00	0.00	0.00	32,969,000.00	9,684,417.80	6,954,761.24	6,770,423.56	0.00	23,409,602.60	3,598,509.98	8,423,490.10	6,076,924.44	0.00	18,098,924.52	0.00	9,559,397.40	0.00	5,310,678.08
FinEx (if Applicable)		0.00	0.00	0.00	0.00	0.00	0.00	0.00	0.00	0.00	0.00	0.00	0.00	0.00	0.00	0.00	0.00	0.00	0.00	0.00	0.00	0.00	0.00
CO		0.00	0.00	0.00	0.00	0.00	0.00	0.00	0.00	0.00	0.00	0.00	0.00	0.00	0.00	0.00	0.00	0.00	0.00	0.00	0.00	0.00	0.00
Sub-Total, I. Agency Specific Budget		147,394,000.00	0.00	147,394,000.00	147,394,000.00	0.00	0.00	0.00	147,394,000.00	41,251,457.06	29,064,064.43	33,402,702.58	0.00	103,718,224.07	25,945,109.77	35,770,415.34	31,072,898.37	0.00	92,788,423.48	0.00	43,675,775.93	2,008,541.10	8,921,259.49
PS		95,591,000.00	0.00	95,591,000.00	95,591,000.00	0.00	0.00	0.00	95,591,000.00	23,986,130.60	19,947,889.22	22,151,190.15	0.00	66,085,209.97	18,843,167.25	23,178,174.36	22,055,327.26	0.00	64,076,668.87	0.00	29,505,790.03	2,008,541.10	0.00
MOOE		51,803,000.00	0.00	51,803,000.00	51,803,000.00	0.00	0.00	0.00	51,803,000.00	17,265,326.46	9,116,175.21	11,251,512.43	0.00	37,633,014.10	7,101,942.52	12,592,240.98	9,017,571.11	0.00	28,711,754.61	0.00	14,169,985.90	0.00	8,921,259.49
FinEx (if Applicable)		0.00	0.00	0.00	0.00	0.00	0.00	0.00	0.00	0.00	0.00	0.00	0.00	0.00	0.00	0.00	0.00	0.00	0.00	0.00	0.00	0.00	0.00
CO		0.00	0.00	0.00	0.00	0.00	0.00	0.00	0.00	0.00	0.00	0.00	0.00	0.00	0.00	0.00	0.00	0.00	0.00	0.00	0.00	0.00	0.00
III. Automatic Appropriations		8,617,000.00	0.00	8,617,000.00	8,617,000.00	0.00	0.00	0.00	8,617,000.00	1,285,651.12	1,851,025.11	1,813,476.62	0.00	4,950,152.85	1,285,651.12	1,851,025.11	1,789,523.18	0.00	4,926,199.41	0.00	3,666,847.15	23,953.44	0.00
Specific Budgets of National Government Agencies		8,617,000.00	0.00	8,617,000.00	8,617,000.00	0.00	0.00	0.00	8,617,000.00	1,285,651.12	1,851,025.11	1,813,476.62	0.00	4,950,152.85	1,285,651.12	1,851,025.11	1,789,523.18	0.00	4,926,199.41	0.00	3,666,847.15	23,953.44	0.00
Retirement and Life Insurance Premiums		8,617,000.00	0.00	8,617,000.00	8,617,000.00	0.00	0.00	0.00	8,617,000.00	1,285,651.12	1,851,025.11	1,813,476.62	0.00	4,950,152.85	1,285,651.12	1,851,025.11	1,789,523.18	0.00	4,926,199.41	0.00	3,666,847.15	23,953.44	0.00
PS		8,617,000.00	0.00	8,617,000.00	8,617,000.00	0.00	0.00	0.00	8,617,000.00	1,285,651.12	1,851,025.11	1,813,476.62	0.00	4,950,152.85	1,285,651.12	1,851,025.11	1,789,523.18	0.00	4,926,199.41	0.00	3,666,847.15	23,953.44	0.00
Sub-total II. Automatic Appropriations		8,617,000.00	0.00	8,617,000.00	8,617,000.00	0.00	0.00	0.00	8,617,000.00	1,285,651.12	1,851,025.11	1,813,476.62	0.00	4,950,152.85	1,285,651.12	1,851,025.11	1,789,523.18	0.00	4,926,199.41	0.00	3,666,847.15	23,953.44	0.00
PS		8,617,000.00	0.00	8,617,000.00	8,617,000.00	0.00	0.00	0.00	8,617,000.00	1,285,651.12	1,851,025.11	1,813,476.62	0.00	4,950,152.85	1,285,651.12	1,851,025.11	1,789,523.18	0.00	4,926,199.41	0.00	3,666,847.15	23,953.44	0.00
MOOE		0.00	0.00	0.00	0.00	0.00	0.00	0.00	0.00	0.00	0.00	0.00	0.00	0.00	0.00	0.00	0.00	0.00	0.00	0.00	0.00	0.00	0.00
FinEx		0.00	0.00	0.00	0.00	0.00	0.00	0.00	0.00	0.00	0.00	0.00	0.00	0.00	0.00	0.00	0.00	0.00	0.00	0.00	0.00	0.00	0.00
CO		0.00	0.00	0.00	0.00	0.00	0.00	0.00	0.00	0.00	0.00	0.00	0.00	0.00	0.00	0.00	0.00	0.00	0.00	0.00	0.00	0.00	0.00
IV. Reversion of the Unobligated Allotments charged against R.A. Nos. 11465 and 11494		0.00	0.00	0.00	0.00	0.00	0.00	0.00	0.00	0.00	0.00	0.00	0.00	0.00	0.00	0.00	0.00	0.00	0.00	0.00	0.00	0.00	0.00
GRAND TOTAL		156,011,000.00	0.00	156,011,000.00	156,011,000.00	0.00	0.00	0.00	156,011,000.00	42,537,108.18	30,915,089.54	35,216,179.20	0.00	108,668,376.92	27,230,760.89	37,621,440.45	32,862,421.55	0.00	97,714,622.89	0.00	47,342,623.08	2,032,494.54	8,921,259.49
PS		104,208,000.00	0.00	104,208,000.00	104,208,000.00	0.00	0.00	0.00	104,208,000.00	25,271,781.72	21,798,914.33	23,964,666.77	0.00	71,035,362.82	20,128,818.37	25,029,199.47	23,844,850.44	0.00	69,002,868.28	0.00	33,172,637.18	2,032,494.54	0.00
MOOE		51,803,000.00	0.00	51,803,000.00	51,803,000.00	0.00	0.00	0.00	51,803,000.00	17,265,326.46	9,116,175.21	11,251,512.43	0.00	37,633,014.10	7,101,942.52	12,592,240.98	9,017,571.11	0.00	28,711,754.61	0.00	14,169,985.90	0.00	8,921,259.49
Recapitulation by OO:																							
I. Agency Specific Budget		94,401,000.00	0.00	94,401,000.00	94,401,000.00	0.00	0.00	0.00	94,401,000.00	27,600,357.45	19,782,589.20	20,302,698.97	0.00	67,685,645.62	17,791,970.19	23,689,467.82	19,386,946.02	0.00	60,868,384.03	0.00	26,715,354.38	1,506,583.51	5,310,678.08
FERTILIZER AND PESTICIDE REGULATORY PROGRAM		94,401,000.00	0.00	94,401,000.00	94,401,000.00	0.00	0.00	0.00	94,401,000.00	27,600,357.45	19,782,589.20	20,302,698.97	0.00	67,685,645.62	17,791,970.19	23,689,467.82	19,386,946.02	0.00	60,868,384.03	0.00	26,715,354.38	1,506,583.51	5,310,678.08

Certified Correct: ✓


ERAMAE V. INOCENCIO

Administrative Officer V, Budget Section

Date: 2021-10-21 19:22:55

Type text here

Certified Correct:


MARIA THERESA B. OLIVEROS

Supervising Administrative Officer

Date: 2021-10-21 19:22:55

Recommending Approval:


GINA C. TOMMBANG

Chief Administrative Officer

Date: 2021-10-21 19:57:09

Approved By:


WILFREDO C. ROLDAN

Executive Director

Date: 2021-10-22 10:20:19

STATEMENT OF APPROPRIATIONS, ALLOTMENTS, OBLIGATIONS, DISBURSEMENTS AND BALANCES

As at the Quarter Ending September 30, 2021

Department: Department of Agriculture (DA)
 Agency: Fertilizer and Pesticide Authority
 Operating Unit: < not applicable >
 Organization Code (UACS) : 05 005 0000000
 Fund Cluster: 01 Regular Agency Fund
 (e.g. UACS Fund Cluster: 01-Regular Agency Fund, 02-Foreign Assisted Projects Fund, 03-Special Account-Locally Funded/Domestic Grants Fund, and 04-Special Account-Foreign Assisted/Foreign Grants Fund)

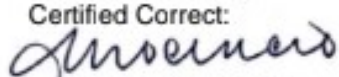
	Current Year Appropriations
	Supplemental Appropriations
X	Continuing Appropriations

Particulars	UACS CODE	Appropriations			Allotments					Current Year Obligations					Current Year Disbursements					Balances			
		Authorized Appropriations	Adjustments (Transfer To/From, Realignment)	Adjusted Appropriations	Allotments Received	Adjustments (Withdrawal, Realignment)	Transfer To	Transfer From	Adjusted Total Allotments	1st Quarter Ending March 31	2nd Quarter Ending June 30	3rd Quarter Ending Sept. 30	4th Quarter Ending Dec. 31	TOTAL	1st Quarter Ending March 31	2nd Quarter Ending June 30	3rd Quarter Ending Sept. 30	4th Quarter Ending Dec. 31	TOTAL	Unreleased Appro	Unobligated Allotments	Unpaid Obligations	
																						Due and Demandable	Not Yet Due and Demandable
1	2	3	4	5=(3+4)	6	7	8	9	10=[(6+(-)7)-8+9]	11	12	13	14	15=(11+12+13+14)	16	17	18	19	20=(16+17+18+19)	21=(5-10)	22=(10-15)	23	24
I. Continuing Appropriations		3,399,766.70	(1,007,552.15)	2,392,214.55	3,399,766.70	(1,007,552.15)	0.00	0.00	2,392,214.55	0.00	1,339,418.90	947,338.88	0.00	2,286,757.78	0.00	819,261.48	838,355.32	0.00	1,657,616.80	0.00	105,456.77	0.00	629,140.98
I. Agency Specific Budget		3,399,766.66	(1,007,552.15)	2,392,214.51	3,399,766.66	(1,007,552.15)	0.00	0.00	2,392,214.51	0.00	1,339,418.90	947,338.88	0.00	2,286,757.78	0.00	819,261.48	838,355.32	0.00	1,657,616.80	0.00	105,456.73	0.00	629,140.98
General Administration and Support	1000000000000000	405,156.75	(132,083.49)	273,073.26	405,156.75	(132,083.49)	0.00	0.00	273,073.26	0.00	151,565.76	115,000.00	0.00	266,565.76	0.00	106,073.26	151,894.70	0.00	257,967.96	0.00	6,507.50	0.00	8,597.80
General Management and Supervision	100000100001000	405,156.75	(132,083.49)	273,073.26	405,156.75	(132,083.49)	0.00	0.00	273,073.26	0.00	151,565.76	115,000.00	0.00	266,565.76	0.00	106,073.26	151,894.70	0.00	257,967.96	0.00	6,507.50	0.00	8,597.80
PS		9,566.14	(9,566.14)	0.00	9,566.14	(9,566.14)	0.00	0.00	0.00	0.00	0.00	0.00	0.00	0.00	0.00	0.00	0.00	0.00	0.00	0.00	0.00	0.00	0.00
MOOE		206,073.26	(100,000.00)	106,073.26	206,073.26	(100,000.00)	0.00	0.00	106,073.26	0.00	106,073.26	0.00	0.00	106,073.26	0.00	106,073.26	0.00	0.00	106,073.26	0.00	0.00	0.00	0.00
CO		189,517.35	(22,517.35)	167,000.00	189,517.35	(22,517.35)	0.00	0.00	167,000.00	0.00	45,492.50	115,000.00	0.00	160,492.50	0.00	0.00	151,894.70	0.00	151,894.70	0.00	6,507.50	0.00	8,597.80
Sub-Total, General Administration and Support		405,156.75	(132,083.49)	273,073.26	405,156.75	(132,083.49)	0.00	0.00	273,073.26	0.00	151,565.76	115,000.00	0.00	266,565.76	0.00	106,073.26	151,894.70	0.00	257,967.96	0.00	6,507.50	0.00	8,597.80
PS		9,566.14	(9,566.14)	0.00	9,566.14	(9,566.14)	0.00	0.00	0.00	0.00	0.00	0.00	0.00	0.00	0.00	0.00	0.00	0.00	0.00	0.00	0.00	0.00	0.00
MOOE		206,073.26	(100,000.00)	106,073.26	206,073.26	(100,000.00)	0.00	0.00	106,073.26	0.00	106,073.26	0.00	0.00	106,073.26	0.00	106,073.26	0.00	0.00	106,073.26	0.00	0.00	0.00	0.00
FinEx (if Applicable)		0.00	0.00	0.00	0.00	0.00	0.00	0.00	0.00	0.00	0.00	0.00	0.00	0.00	0.00	0.00	0.00	0.00	0.00	0.00	0.00	0.00	0.00
CO		189,517.35	(22,517.35)	167,000.00	189,517.35	(22,517.35)	0.00	0.00	167,000.00	0.00	45,492.50	115,000.00	0.00	160,492.50	0.00	0.00	151,894.70	0.00	151,894.70	0.00	6,507.50	0.00	8,597.80
Operations	3000000000000000	2,994,609.91	(875,468.66)	2,119,141.25	2,994,609.91	(875,468.66)	0.00	0.00	2,119,141.25	0.00	1,187,853.14	832,338.88	0.00	2,020,192.02	0.00	713,188.22	686,460.62	0.00	1,399,648.84	0.00	98,949.23	0.00	620,543.18
OO : Fertilizer and pesticide products and handlers regulated		2,994,609.91	(875,468.66)	2,119,141.25	2,994,609.91	(875,468.66)	0.00	0.00	2,119,141.25	0.00	1,187,853.14	832,338.88	0.00	2,020,192.02	0.00	713,188.22	686,460.62	0.00	1,399,648.84	0.00	98,949.23	0.00	620,543.18
FERTILIZER AND PESTICIDE REGULATORY PROGRAM		2,994,609.91	(875,468.66)	2,119,141.25	2,994,609.91	(875,468.66)	0.00	0.00	2,119,141.25	0.00	1,187,853.14	832,338.88	0.00	2,020,192.02	0.00	713,188.22	686,460.62	0.00	1,399,648.84	0.00	98,949.23	0.00	620,543.18
Quality Control and Inspection	310100100001000	40,922.61	(9,058.58)	31,864.03	40,922.61	(9,058.58)	0.00	0.00	31,864.03	0.00	31,864.03	0.00	0.00	31,864.03	0.00	31,655.83	208.20	0.00	31,864.03	0.00	0.00	0.00	0.00
PS		9,058.58	(9,058.58)	0.00	9,058.58	(9,058.58)	0.00	0.00	0.00	0.00	0.00	0.00	0.00	0.00	0.00	0.00	0.00	0.00	0.00	0.00	0.00	0.00	0.00
MOOE		31,864.03	0.00	31,864.03	31,864.03	0.00	0.00	0.00	31,864.03	0.00	31,864.03	0.00	0.00	31,864.03	0.00	31,655.83	208.20	0.00	31,864.03	0.00	0.00	0.00	0.00
Registration and Licensing	310100100002000	2,953,687.30	(866,410.08)	2,087,277.22	2,953,687.30	(866,410.08)	0.00	0.00	2,087,277.22	0.00	1,155,989.11	832,338.88	0.00	1,988,327.99	0.00	681,532.39	686,252.42	0.00	1,367,784.81	0.00	98,949.23	0.00	620,543.18
PS		8,146.07	(8,146.07)	0.00	8,146.07	(8,146.07)	0.00	0.00	0.00	0.00	0.00	0.00	0.00	0.00	0.00	0.00	0.00	0.00	0.00	0.00	0.00	0.00	0.00
MOOE		2,945,541.23	(858,264.01)	2,087,277.22	2,945,541.23	(858,264.01)	0.00	0.00	2,087,277.22	0.00	1,155,989.11	832,338.88	0.00	1,988,327.99	0.00	681,532.39	686,252.42	0.00	1,367,784.81	0.00	98,949.23	0.00	620,543.18
Sub-Total, Operations		2,994,609.91	(875,468.66)	2,119,141.25	2,994,609.91	(875,468.66)	0.00	0.00	2,119,141.25	0.00	1,187,853.14	832,338.88	0.00	2,020,192.02	0.00	713,188.22	686,460.62	0.00	1,399,648.84	0.00	98,949.23	0.00	620,543.18
PS		17,204.65	(17,204.65)	0.00	17,204.65	(17,204.65)	0.00	0.00	0.00	0.00	0.00	0.00	0.00	0.00	0.00	0.00	0.00	0.00	0.00	0.00	0.00	0.00	0.00
MOOE		2,977,405.26	(858,264.01)	2,119,141.25	2,977,405.26	(858,264.01)	0.00	0.00	2,119,141.25	0.00	1,187,853.14	832,338.88	0.00	2,020,192.02	0.00	713,188.22	686,460.62	0.00	1,399,648.84	0.00	98,949.23	0.00	620,543.18
FinEx (if Applicable)		0.00	0.00	0.00	0.00	0.00	0.00	0.00	0.00	0.00	0.00	0.00	0.00	0.00	0.00	0.00	0.00	0.00	0.00	0.00	0.00	0.00	0.00
CO		0.00	0.00	0.00	0.00	0.00	0.00	0.00	0.00	0.00	0.00	0.00	0.00	0.00	0.00	0.00	0.00	0.00	0.00	0.00	0.00	0.00	0.00

Department: Department of Agriculture (DA)
 Agency: Fertilizer and Pesticide Authority
 Operating Unit: < not applicable >
 Organization Code (UACS) : 05 005 0000000
 Fund Cluster: 01 Regular Agency Fund
 (e.g. UACS Fund Cluster: 01-Regular Agency Fund, 02-Foreign Assisted Projects Fund, 03-Special Account-Locally Funded/Domestic Grants Fund, and 04-Special Account-Foreign Assisted/Foreign Grants Fund)


	Current Year Appropriations
	Supplemental Appropriations
X	Continuing Appropriations


Particulars	UACS CODE	Appropriations			Allotments					Current Year Obligations					Current Year Disbursements					Balances			
		Authorized Appropriations	Adjustments (Transfer To/From, Realignment)	Adjusted Appropriations	Allotments Received	Adjustments (Withdrawal, Realignment)	Transfer To	Transfer From	Adjusted Total Allotments	1st Quarter Ending March 31	2nd Quarter Ending June 30	3rd Quarter Ending Sept. 30	4th Quarter Ending Dec. 31	TOTAL	1st Quarter Ending March 31	2nd Quarter Ending June 30	3rd Quarter Ending Sept. 30	4th Quarter Ending Dec. 31	TOTAL	Unreleased Appro	Unobligated Allotments	Unpaid Obligations	
																						Due and Demandable	Not Yet Due and Demandable
1	2	3	4	5=(3+4)	6	7	8	9	10=[(6+(-)7)-8+9]	11	12	13	14	15=(11+12+13+14)	16	17	18	19	20=(16+17+18+19)	21=(5-10)	22=(10-15)	23	24
II. Special Purpose Fund		0.04	0.00	0.04	0.04	0.00	0.00	0.00	0.04	0.00	0.00	0.00	0.00	0.00	0.00	0.00	0.00	0.00	0.00	0.00	0.04	0.00	0.00
For payment of retirement and terminal leave benefits	400800000002000	0.04	0.00	0.04	0.04	0.00	0.00	0.00	0.04	0.00	0.00	0.00	0.00	0.00	0.00	0.00	0.00	0.00	0.00	0.00	0.04	0.00	0.00
PS		0.04	0.00	0.04	0.04	0.00	0.00	0.00	0.04	0.00	0.00	0.00	0.00	0.00	0.00	0.00	0.00	0.00	0.00	0.00	0.04	0.00	0.00
III. Unobligated Allotment Balances pursuant to RA Nos. 11519 and 11520		0.00	0.00	0.00	0.00	0.00	0.00	0.00	0.00	0.00	0.00	0.00	0.00	0.00	0.00	0.00	0.00	0.00	0.00	0.00	0.00	0.00	0.00
CO		0.00	0.00	0.00	0.00	0.00	0.00	0.00	0.00	0.00	0.00	0.00	0.00	0.00	0.00	0.00	0.00	0.00	0.00	0.00	0.00	0.00	0.00
GRAND TOTAL		3,399,766.70	(1,007,552.15)	2,392,214.55	3,399,766.70	(1,007,552.15)	0.00	0.00	2,392,214.55	0.00	1,339,418.90	947,338.88	0.00	2,286,757.78	0.00	819,261.48	838,355.32	0.00	1,657,616.80	0.00	105,456.77	0.00	629,140.98
PS		26,770.83	(26,770.79)	0.04	26,770.83	(26,770.79)	0.00	0.00	0.04	0.00	0.00	0.00	0.00	0.00	0.00	0.00	0.00	0.00	0.00	0.00	0.04	0.00	0.00
MOOE		3,183,478.52	(958,264.01)	2,225,214.51	3,183,478.52	(958,264.01)	0.00	0.00	2,225,214.51	0.00	1,293,926.40	832,338.88	0.00	2,126,265.28	0.00	819,261.48	686,460.62	0.00	1,505,722.10	0.00	98,949.23	0.00	620,543.18
FinEx (if Applicable)		0.00	0.00	0.00	0.00	0.00	0.00	0.00	0.00	0.00	0.00	0.00	0.00	0.00	0.00	0.00	0.00	0.00	0.00	0.00	0.00	0.00	0.00
CO		189,517.35	(22,517.35)	167,000.00	189,517.35	(22,517.35)	0.00	0.00	167,000.00	0.00	45,492.50	115,000.00	0.00	160,492.50	0.00	0.00	151,894.70	0.00	151,894.70	0.00	6,507.50	0.00	8,597.80

Certified Correct:

 ERAMAE V. INOCENCIO
 Administrative Officer V, Budget Section
 Date: 2021-10-21 19:22:55

Certified Correct:

 MARIA THERESA B. OLIVEROS
 Supervising Administrative Officer
 Date: 2021-10-21 19:22:55

Recommending Approval:

 GINA C. TOMIMBANG
 Chief Administrative Officer
 Date: 2021-10-21 19:57:09

Approved By:

 WILFREDO C. ROLDAN
 Executive Director
 Date: 2021-10-22 10:20:19

Type text here

SUMMARY OF APPROPRIATIONS, ALLOTMENTS, OBLIGATIONS, DISBURSEMENTS AND BALANCES BY OBJECT OF EXPENDITURES

As at the Quarter Ending September 30, 2021

Department : Department of Agriculture (DA)
 Agency : Fertilizer and Pesticide Authority
 Operating Unit : < not applicable >
 Organization Code (UACS) : 05 005 000000
 Fund Cluster : 01 Regular Agency Fund
 (e.g. UACS Fund Cluster: 01-Regular Agency Fund, 02-Foreign Assisted Projects Fund, 03-Special Account-Locally Funded/Domestic Grants Fund, and 04-Special Account-Foreign Assisted/Foreign Grants Fund)

X	Current Year Appropriations
	Supplemental Appropriations
	Continuing Appropriations

Particulars	UACS CODE	Appropriations			Allotments					Obligations					Disbursements					Balances				
		Authorized Appropriations	Adjustments (Transfer To/From, Modifications/Augmentations)	Adjusted Appropriations	Allotments Received	Adjustments (Reductions, Modifications/Augmentations)	Transfer To	Transfer From	Adjusted Allotments	1st Quarter Ending March 31	2nd Quarter Ending June 30	3rd Quarter Ending Sept. 30	4th Quarter Ending Dec. 31	TOTAL	1st Quarter Ending March 31	2nd Quarter Ending June 30	3rd Quarter Ending Sept. 30	4th Quarter Ending Dec. 31	TOTAL	Unreleased Appropriations	Unobligated Allotments	Unpaid Obligations (15-20)=(23+24)		
1	2	3	4	5=(3+4)	6	7	8	9	10=[(6+(-)7)-8+9]	11	12	13	14	15=(11+12+13+14)	16	17	18	19	20=(16+17+18+19)	21=(5-10)	22=(10-15)	23	24	
SUMMARY		156,011,000.00	0.00	156,011,000.00	156,011,000.00	0.00	0.00	0.00	156,011,000.00	42,537,108.18	30,915,089.54	35,216,179.20	0.00	108,668,376.92	27,230,760.89	37,621,440.45	32,862,421.55	0.00	97,714,622.89	0.00	47,342,623.08	2,032,494.55	8,921,259.48	
A. AGENCY SPECIFIC BUDGET		147,394,000.00	0.00	147,394,000.00	147,394,000.00	0.00	0.00	0.00	147,394,000.00	41,251,457.06	29,064,064.43	33,402,702.58	0.00	103,718,224.07	25,945,109.77	35,770,415.34	31,072,898.37	0.00	92,788,423.48	0.00	43,675,775.93	2,008,541.11	8,921,259.48	
Personnel Services		95,591,000.00	0.00	95,591,000.00	95,591,000.00	0.00	0.00	0.00	95,591,000.00	23,986,130.60	19,947,889.22	22,151,190.15	0.00	66,085,209.97	18,843,167.25	23,178,174.36	22,055,327.26	0.00	64,076,668.87	0.00	29,505,790.03	2,008,541.10	0.00	
Salaries and Wages	5010100000	71,809,000.00	(3,299,372.26)	68,509,627.74	71,809,000.00	(3,299,372.26)	0.00	0.00	68,509,627.74	21,683,006.93	10,479,062.77	16,022,296.52	0.00	48,184,366.22	16,655,316.31	13,792,898.39	15,774,583.14	0.00	46,222,797.84	0.00	20,325,261.52	1,961,568.38	0.00	
Salaries and Wages - Regular	5010101000	71,809,000.00	(3,299,372.26)	68,509,627.74	71,809,000.00	(3,299,372.26)	0.00	0.00	68,509,627.74	21,683,006.93	10,479,062.77	16,022,296.52	0.00	48,184,366.22	16,655,316.31	13,792,898.39	15,774,583.14	0.00	46,222,797.84	0.00	20,325,261.52	1,961,568.38	0.00	
Basic Salary - Civilian	5010101001	71,809,000.00	(3,299,372.26)	68,509,627.74	71,809,000.00	(3,299,372.26)	0.00	0.00	68,509,627.74	21,683,006.93	10,479,062.77	16,022,296.52	0.00	48,184,366.22	16,655,316.31	13,792,898.39	15,774,583.14	0.00	46,222,797.84	0.00	20,325,261.52	1,961,568.38	0.00	
Other Compensation	5010200000	18,606,000.00	(438,884.00)	18,167,116.00	18,606,000.00	(438,884.00)	0.00	0.00	18,167,116.00	2,093,772.73	6,016,263.73	1,440,511.35	0.00	9,550,547.81	1,978,500.00	6,131,536.46	1,407,038.63	0.00	9,517,075.09	0.00	8,616,568.19	33,472.72	0.00	
Personal Economic Relief Allowance (PERA)	5010201000	3,504,000.00	0.00	3,504,000.00	3,504,000.00	0.00	0.00	0.00	3,504,000.00	1,102,272.73	523,272.73	803,727.27	0.00	2,429,272.73	987,000.00	638,545.46	797,454.55	0.00	2,423,000.01	0.00	1,074,727.27	6,272.72	0.00	
PERA - Civilian	5010201001	3,504,000.00	0.00	3,504,000.00	3,504,000.00	0.00	0.00	0.00	3,504,000.00	1,102,272.73	523,272.73	803,727.27	0.00	2,429,272.73	987,000.00	638,545.46	797,454.55	0.00	2,423,000.01	0.00	1,074,727.27	6,272.72	0.00	
Representation Allowance (RA)	5010202000	450,000.00	0.00	450,000.00	450,000.00	0.00	0.00	0.00	450,000.00	124,750.00	136,000.00	160,500.00	0.00	421,250.00	124,750.00	136,000.00	160,500.00	0.00	421,250.00	0.00	28,750.00	0.00	0.00	
Transportation Allowance (TA)	5010203000	348,000.00	0.00	348,000.00	348,000.00	0.00	0.00	0.00	348,000.00	80,750.00	106,875.00	91,284.08	0.00	278,909.08	80,750.00	106,875.00	91,284.08	0.00	278,909.08	0.00	69,090.92	0.00	0.00	
Transportation Allowance (TA)	5010203001	348,000.00	0.00	348,000.00	348,000.00	0.00	0.00	0.00	348,000.00	80,750.00	106,875.00	91,284.08	0.00	278,909.08	80,750.00	106,875.00	91,284.08	0.00	278,909.08	0.00	69,090.92	0.00	0.00	
Clothing/Uniform Allowance	5010204000	876,000.00	(90,000.00)	786,000.00	876,000.00	(90,000.00)	0.00	0.00	786,000.00	786,000.00	0.00	0.00	0.00	786,000.00	786,000.00	0.00	0.00	0.00	786,000.00	0.00	0.00	0.00	0.00	
Clothing/Uniform Allowance - Civilian	5010204001	876,000.00	(90,000.00)	786,000.00	876,000.00	(90,000.00)	0.00	0.00	786,000.00	786,000.00	0.00	0.00	0.00	786,000.00	786,000.00	0.00	0.00	0.00	786,000.00	0.00	0.00	0.00	0.00	
Hazard Pay (HP)	5010211000	0.00	385,000.00	385,000.00	0.00	385,000.00	0.00	0.00	385,000.00	0.00	0.00	385,000.00	0.00	385,000.00	0.00	0.00	357,800.00	0.00	357,800.00	0.00	0.00	27,200.00	0.00	
Hazard Duty Pay - Civilian	5010211002	0.00	385,000.00	385,000.00	0.00	385,000.00	0.00	0.00	385,000.00	0.00	0.00	385,000.00	0.00	385,000.00	0.00	0.00	357,800.00	0.00	357,800.00	0.00	0.00	27,200.00	0.00	
Year End Bonus	5010214000	5,984,000.00	0.00	5,984,000.00	5,984,000.00	0.00	0.00	0.00	5,984,000.00	0.00	0.00	0.00	0.00	0.00	0.00	0.00	0.00	0.00	0.00	0.00	0.00	5,984,000.00	0.00	0.00
Bonus - Civilian	5010214001	5,984,000.00	0.00	5,984,000.00	5,984,000.00	0.00	0.00	0.00	5,984,000.00	0.00	0.00	0.00	0.00	0.00	0.00	0.00	0.00	0.00	0.00	0.00	0.00	5,984,000.00	0.00	0.00
Cash Gift	5010215000	730,000.00	0.00	730,000.00	730,000.00	0.00	0.00	0.00	730,000.00	0.00	0.00	0.00	0.00	0.00	0.00	0.00	0.00	0.00	0.00	0.00	0.00	730,000.00	0.00	0.00
Cash Gift - Civilian	5010215001	730,000.00	0.00	730,000.00	730,000.00	0.00	0.00	0.00	730,000.00	0.00	0.00	0.00	0.00	0.00	0.00	0.00	0.00	0.00	0.00	0.00	0.00	730,000.00	0.00	0.00
Mid-Year Bonus - Civilian	5010216000	5,984,000.00	(733,884.00)	5,250,116.00	5,984,000.00	(733,884.00)	0.00	0.00	5,250,116.00	0.00	5,250,116.00	0.00	0.00	5,250,116.00	0.00	5,250,116.00	0.00	0.00	5,250,116.00	0.00	0.00	0.00	0.00	
Mid-Year Bonus - Civilian	5010216001	5,984,000.00	(733,884.00)	5,250,116.00	5,984,000.00	(733,884.00)	0.00	0.00	5,250,116.00	0.00	5,250,116.00	0.00	0.00	5,250,116.00	0.00	5,250,116.00	0.00	0.00	5,250,116.00	0.00	0.00	0.00	0.00	
Other Bonuses and Allowances	5010299000	730,000.00	0.00	730,000.00	730,000.00	0.00	0.00	0.00	730,000.00	0.00	0.00	0.00	0.00	0.00	0.00	0.00	0.00	0.00	0.00	0.00	0.00	730,000.00	0.00	0.00
Productivity Enhancement Incentive - Civilian	5010299012	730,000.00	0.00	730,000.00	730,000.00	0.00	0.00	0.00	730,000.00	0.00	0.00	0.00	0.00	0.00	0.00	0.00	0.00	0.00	0.00	0.00	0.00	730,000.00	0.00	0.00
Personnel Benefit Contributions	5010300000	1,164,000.00	0.00	1,164,000.00	1,164,000.00	0.00	0.00	0.00	1,164,000.00	209,350.94	301,525.69	303,163.05	0.00	814,039.68	209,350.94	301,525.69	289,663.05	0.00	800,539.68	0.00	349,960.32	13,500.00	0.00	
Pag-IBIG Contributions	5010302000	175,000.00	0.00	175,000.00	175,000.00	0.00	0.00	0.00	175,000.00	28,100.00	40,200.00	52,200.00	0.00	120,500.00	28,100.00	40,200.00	38,700.00	0.00	107,000.00	0.00	54,500.00	13,500.00	0.00	
Pag-IBIG - Civilian	5010302001	175,000.00	0.00	175,000.00	175,000.00	0.00	0.00	0.00	175,000.00	28,100.00	40,200.00	52,200.00	0.00	120,500.00	28,100.00	40,200.00	38,700.00	0.00	107,000.00	0.00	54,500.00	13,500.00	0.00	
PhilHealth Contributions	5010303000	814,000.00	0.00	814,000.00	814,000.00	0.00	0.00	0.00	814,000.00	153,150.94	221,325.69	212,463.05	0.00	586,939.68	153,150.94	221,325.69	212,463.05	0.00	586,939.68	0.00	227,060.32	0.00	0.00	
PhilHealth - Civilian	5010303001	814,000.00	0.00	814,000.00	814,000.00	0.00	0.00	0.00	814,000.00	153,150.94	221,325.69	212,463.05	0.00	586,939.68	153,150.94	221,325.69	212,463.05	0.00	586,939.68	0.00	227,060.32	0.00	0.00	
Employees Compensation Insurance Premiums (ECIP)	5010304000	175,000.00	0.00	175,000.00	175,000.00	0.00	0.00	0.00	175,000.00	28,100.00	40,000.00	38,500.00	0.00	106,600.00	28,100.00	40,000.00	38,500.00	0.00	106,600.00	0.00	68,400.00	0.00	0.00	
ECIP - Civilian	5010304001	175,000.00	0.00	175,000.00	175,000.00	0.00	0.00	0.00	175,000.00	28,100.00	40,000.00	38,500.00	0.00	106,600.00	28,100.00	40,000.00	38,500.00	0.00	106,600.00	0.00	68,400.00	0.00	0.00	
Other Personnel Benefits	5010400000	4,012,000.00	3,738,256.26	7,750,256.26	4,012,000.00	3,738,256.26	0.00	0.00	7,750,256.26	0.00	3,151,037.03	4,385,219.23	0.00	7,536,256.26	0.00	2,952,213.82	4,584,042.44	0.00	7,536,256.26	0.00	214,000.00	0.00	0.00	
Terminal Leave Benefits	5010403000	3,778,000.00	3,758,256.26	7,536,256.26	3,778,000.00	3,758,256.26	0.00	0.00	7,536,256.26	0.00	3,151,037.03	4,385,219.23	0.00	7,536,256.26	0.00	2,952,213.82	4,584,042.44	0.00	7,536,256.26	0.00	0.00	0.00	0.00	
Terminal Leave Benefits - Civilian	5010403001	3,778,000.00	3,758,256.26	7,536,256.26	3,778,000.00	3,758,256.26	0.00	0.00	7,536,256.26	0.00	3,151,037.03	4,385,219.												

Department : Department of Agriculture (DA)
 Agency : Fertilizer and Pesticide Authority
 Operating Unit : < not applicable >
 Organization Code (UACS) : 05 005 000000
 Fund Cluster : 01 Regular Agency Fund
 (e.g. UACS Fund Cluster: 01-Regular Agency Fund, 02-Foreign Assisted Projects Fund, 03-Special Account-Locally Funded/Domestic Grants Fund, and 04-Special Account-Foreign Assisted/Foreign Grants Fund)

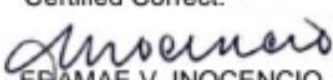
X	Current Year Appropriations
	Supplemental Appropriations
	Continuing Appropriations

Particulars	UACS CODE	Appropriations			Allotments					Obligations					Disbursements					Balances			
		Authorized Appropriations	Adjustments (Transfer To/From, Modifications/Augmentations)	Adjusted Appropriations	Allotments Received	Adjustments (Reductions, Modifications/Augmentations)	Transfer To	Transfer From	Adjusted Allotments	1st Quarter Ending March 31	2nd Quarter Ending June 30	3rd Quarter Ending Sept. 30	4th Quarter Ending Dec. 31	TOTAL	1st Quarter Ending March 31	2nd Quarter Ending June 30	3rd Quarter Ending Sept. 30	4th Quarter Ending Dec. 31	TOTAL	Unreleased Appropriations	Unobligated Allotments	Unpaid Obligations (15-20)=(23+24)	
																						Due and Demandable	Not Yet Due and Demandable
1	2	3	4	5=(3+4)	6	7	8	9	10=[(6+(-)7)-8+9]	11	12	13	14	15=(11+12+13+14)	16	17	18	19	20=(16+17+18+19)	21=(5-10)	22=(10-15)	23	24
Office Supplies Expenses	5020301002	1,695,000.00	(207,671.70)	1,487,328.30	1,695,000.00	(207,671.70)	0.00	0.00	1,487,328.30	253,751.65	93,737.30	266,505.35	0.00	613,994.30	249,720.71	95,483.49	190,823.90	0.00	536,028.10	0.00	873,334.00	0.00	77,966.20
Accountable Forms Expenses	5020302000	900,000.00	232,080.00	1,132,080.00	900,000.00	232,080.00	0.00	0.00	1,132,080.00	464,600.00	199,980.00	467,500.00	0.00	1,132,080.00	464,600.00	199,980.00	0.00	0.00	664,580.00	0.00	0.00	0.00	467,500.00
Non-Accountable Forms Expenses	5020303000	100,000.00	(100,000.00)	0.00	100,000.00	(100,000.00)	0.00	0.00	0.00	0.00	0.00	0.00	0.00	0.00	0.00	0.00	0.00	0.00	0.00	0.00	0.00	0.00	0.00
Medical, Dental and Laboratory Supplies Expenses	5020308000	800,000.00	0.00	800,000.00	800,000.00	0.00	0.00	0.00	800,000.00	43,940.00	285,243.25	298,011.32	0.00	627,194.57	24,040.00	37,287.32	36,036.00	0.00	97,363.32	0.00	172,805.43	0.00	529,831.25
Fuel, Oil and Lubricants Expenses	5020309000	3,978,000.00	0.00	3,978,000.00	3,978,000.00	0.00	0.00	0.00	3,978,000.00	3,437,559.40	0.00	23,100.00	0.00	3,460,659.40	497,945.28	843,192.27	872,825.63	0.00	2,213,963.18	0.00	517,340.60	0.00	1,246,696.22
Semi-Expendable Machinery and Equipment Expenses	5020321000	190,000.00	0.00	190,000.00	190,000.00	0.00	0.00	0.00	190,000.00	9,101.29	19,199.00	27,947.00	0.00	56,247.29	9,028.55	19,271.74	13,047.00	0.00	41,347.29	0.00	133,752.71	0.00	14,900.00
Semi-Expendable Machinery and Equipment Expenses	5020321000	190,000.00	0.00	190,000.00	190,000.00	0.00	0.00	0.00	190,000.00	9,101.29	19,199.00	27,947.00	0.00	56,247.29	9,028.55	19,271.74	13,047.00	0.00	41,347.29	0.00	133,752.71	0.00	14,900.00
Semi-Expendable Furniture, Fixtures and Books Expenses	5020322000	165,000.00	0.00	165,000.00	165,000.00	0.00	0.00	0.00	165,000.00	0.00	0.00	128,400.35	0.00	128,400.35	0.00	0.00	67,619.82	0.00	67,619.82	0.00	36,599.65	0.00	60,780.53
Furniture and Fixtures	5020322001	165,000.00	0.00	165,000.00	165,000.00	0.00	0.00	0.00	165,000.00	0.00	0.00	128,400.35	0.00	128,400.35	0.00	0.00	67,619.82	0.00	67,619.82	0.00	36,599.65	0.00	60,780.53
Other Supplies and Materials Expenses	5020399000	250,000.00	52,582.10	302,582.10	250,000.00	52,582.10	0.00	0.00	302,582.10	200,059.10	10,303.25	92,219.75	0.00	302,582.10	198,191.58	12,170.77	36,504.75	0.00	246,867.10	0.00	0.00	0.00	55,715.00
Utility Expenses	5020400000	6,190,000.00	0.00	6,190,000.00	6,190,000.00	0.00	0.00	0.00	6,190,000.00	869,663.09	1,352,165.20	776,172.63	0.00	2,998,000.92	751,442.91	1,349,672.27	800,693.09	0.00	2,901,808.27	0.00	3,191,999.08	0.00	96,192.65
Water Expenses	5020401000	1,340,000.00	0.00	1,340,000.00	1,340,000.00	0.00	0.00	0.00	1,340,000.00	284,372.88	93,545.66	65,629.39	0.00	443,547.93	185,378.70	108,677.61	73,622.19	0.00	367,678.50	0.00	896,452.07	0.00	75,869.43
Electricity Expenses	5020402000	4,850,000.00	0.00	4,850,000.00	4,850,000.00	0.00	0.00	0.00	4,850,000.00	585,290.21	1,258,619.54	710,543.24	0.00	2,554,452.99	566,064.21	1,240,994.66	727,070.90	0.00	2,534,129.77	0.00	2,295,547.01	0.00	20,323.22
Communication Expenses	5020500000	2,705,000.00	0.00	2,705,000.00	2,705,000.00	0.00	0.00	0.00	2,705,000.00	727,883.99	388,053.55	404,421.39	0.00	1,520,358.93	213,756.40	449,292.12	394,149.37	0.00	1,057,197.89	0.00	1,184,641.07	0.00	463,161.04
Postage and Courier Services	5020501000	540,000.00	0.00	540,000.00	540,000.00	0.00	0.00	0.00	540,000.00	72,335.86	86,521.50	92,064.64	0.00	250,922.00	67,712.10	88,866.31	72,877.17	0.00	229,455.58	0.00	289,078.00	0.00	21,466.42
Telephone Expenses	5020502000	1,701,000.00	0.00	1,701,000.00	1,701,000.00	0.00	0.00	0.00	1,701,000.00	578,123.61	200,896.44	192,918.93	0.00	971,938.98	100,525.86	234,936.28	213,490.36	0.00	548,952.50	0.00	729,061.02	0.00	422,986.48
Mobile	5020502001	1,281,000.00	0.00	1,281,000.00	1,281,000.00	0.00	0.00	0.00	1,281,000.00	539,523.83	144,406.01	139,804.14	0.00	823,733.98	77,925.83	163,069.41	178,445.65	0.00	419,440.89	0.00	457,266.02	0.00	404,293.09
Landline	5020502002	420,000.00	0.00	420,000.00	420,000.00	0.00	0.00	0.00	420,000.00	38,599.78	56,490.43	53,114.79	0.00	148,205.00	22,600.03	71,866.87	35,044.71	0.00	129,511.61	0.00	271,795.00	0.00	18,693.39
Internet Subscription Expenses	5020503000	464,000.00	0.00	464,000.00	464,000.00	0.00	0.00	0.00	464,000.00	77,424.52	100,635.61	119,437.82	0.00	297,497.95	45,518.44	125,489.53	107,781.84	0.00	278,789.81	0.00	166,502.05	0.00	18,708.14
Confidential, Intelligence and Extraordinary Expenses	5021000000	136,000.00	0.00	136,000.00	136,000.00	0.00	0.00	0.00	136,000.00	30,000.00	30,000.00	30,000.00	0.00	90,000.00	30,000.00	30,000.00	30,000.00	0.00	90,000.00	0.00	46,000.00	0.00	0.00
Extraordinary and Miscellaneous Expenses	5021003000	136,000.00	0.00	136,000.00	136,000.00	0.00	0.00	0.00	136,000.00	30,000.00	30,000.00	30,000.00	0.00	90,000.00	30,000.00	30,000.00	30,000.00	0.00	90,000.00	0.00	46,000.00	0.00	0.00
Professional Services	5021100000	10,737,000.00	295,176.41	11,032,176.41	10,737,000.00	295,176.41	0.00	0.00	11,032,176.41	5,011,653.64	402,490.63	5,373,971.78	0.00	10,788,116.05	2,017,902.83	2,824,309.10	2,450,531.54	0.00	7,292,743.47	0.00	244,060.36	0.00	3,495,372.58
Legal Services	5021101000	360,000.00	(138,900.00)	221,100.00	360,000.00	(138,900.00)	0.00	0.00	221,100.00	1,500.00	12,700.00	6,900.00	0.00	21,100.00	1,500.00	12,700.00	6,900.00	0.00	21,100.00	0.00	200,000.00	0.00	0.00
Auditing Services	5021102000	80,000.00	(32,819.64)	47,180.36	80,000.00	(32,819.64)	0.00	0.00	47,180.36	735.00	0.00	2,385.00	0.00	3,120.00	735.00	0.00	945.00	0.00	1,680.00	0.00	44,060.36	0.00	1,440.00
Other Professional Services	5021199000	10,297,000.00	466,896.05	10,763,896.05	10,297,000.00	466,896.05	0.00	0.00	10,763,896.05	5,009,418.64	389,790.63	5,364,686.78	0.00	10,763,896.05	2,015,667.83	2,811,609.10	2,442,686.54	0.00	7,269,963.47	0.00	0.00	0.00	3,493,932.58
General Services	5021200000	2,000,000.00	(257,754.51)	1,742,245.49	2,000,000.00	(257,754.51)	0.00	0.00	1,742,245.49	1,733,715.21	3,150.00	2,250.00	0.00	1,739,115.21	166,550.17	557,742.89	407,751.36	0.00	1,132,044.42	0.00	3,130.28	0.00	607,070.79
Janitorial Services	5021202000	950,000.00	(213,554.51)	736,445.49	950,000.00	(213,554.51)	0.00	0.00	736,445.49	736,445.49	0.00	0.00	0.00	736,445.49	0.00	263,614.01	197,018.77	0.00	460,632.78	0.00	0.00	0.00	275,812.71
Security Services	5021203000	1,000,000.00	0.00	1,000,000.00	1,000,000.00	0.00	0.00	0.00	1,000,000.00	996,869.72	0.00	0.00	0.00	996,869.72	166,150.17	290,978.88	208,482.59	0.00	665,611.64	0.00	3,130.28	0.00	331,258.08
Other General Services	5021299000	50,000.00	(44,200.00)	5,800.00	50,000.00	(44,200.00)	0.00	0.00	5,800.00	400.00	3,150.00	2,250.00	0.00	5,800.00	400.00	3,150.00	2,250.00	0.00	5,800.00	0.00	0.00	0.00	0.00
Other General Services	5021299099	50,000.00	(44,200.00)	5,800.00	50,000.00	(44,200.00)	0.00	0.00	5,800.00	400.00	3,150.00	2,250.00	0.00	5,800.00	400.00	3,150.00	2,250.00	0.00	5,800.00	0.00	0.00	0.00	0.00
Repairs and Maintenance	5021300000	1,700,000.00	100,382.10	1,800,382.10	1,700,000.00	100,382.10	0.00	0.00	1,800,382.10	567,716.68	609,045.20	334,401.50	0.00	1,511,163.38	259,692.43	487,396.99	509,660.68	0.00	1,256,750.10	0.00	289,218.72	0.00	254,413.28
Repairs and Maintenance - Buildings and Other Structures	5021304000	535,000.00	0.00	535,000.00	535,000.00	0.00	0.00	0.00	535,000.00	187,859.28	38,542.00	76,194.00	0.00	302,595.28	26,866.00	38,542.00	107,990.00	0.00	173,398.00	0.00	232,404.72	0.00	129,197.28
Buildings	5021304001	535,000.00	0.00	535,000.00	535,000.00	0.00	0.00	0.00	535,000.00	187,859.28	38,542.00	76,194.00	0.00	302,595.28	26,866.00	38,542.00	107,990.00	0.00	173,398.00	0.00	232,404.72	0.00	129,197.28
Repairs and Maintenance - Machinery and Equipment	5021305000	465,000.00	0.00	465,000.00	465,000.00	0.00	0.00	0.00	465,000.00	120,548.00	297,285.00	37,853.00	0.00	455,686.00	74,863.00	116,800.00	238,105.00	0.00	429,768.00	0.00	9,314.00	0.00	25,918.

Department : Department of Agriculture (DA)
 Agency : Fertilizer and Pesticide Authority
 Operating Unit : < not applicable >
 Organization Code (UACS) : 05 005 0000000
 Fund Cluster : 01 Regular Agency Fund
 (e.g. UACS Fund Cluster: 01-Regular Agency Fund, 02-Foreign Assisted Projects Fund, 03-Special Account-Locally Funded/Domestic Grants Fund, and 04-Special Account-Foreign Assisted/Foreign Grants Fund)

X	Current Year Appropriations
	Supplemental Appropriations
	Continuing Appropriations

Particulars	UACS CODE	Appropriations			Allotments					Obligations					Disbursements					Balances			
		Authorized Appropriations	Adjustments (Transfer To/From, Modifications/Augmentations)	Adjusted Appropriations	Allotments Received	Adjustments (Reductions, Modifications/Augmentations)	Transfer To	Transfer From	Adjusted Allotments	1st Quarter Ending March 31	2nd Quarter Ending June 30	3rd Quarter Ending Sept. 30	4th Quarter Ending Dec. 31	TOTAL	1st Quarter Ending March 31	2nd Quarter Ending June 30	3rd Quarter Ending Sept. 30	4th Quarter Ending Dec. 31	TOTAL	Unreleased Appropriations	Unobligated Allotments	Unpaid Obligations (15-20)=(23+24)	
																						Due and Demandable	Not Yet Due and Demandable
1	2	3	4	5=(3+4)	6	7	8	9	10=[(6+(-)7)-8+9]	11	12	13	14	15=(11+12+13+14)	16	17	18	19	20=(16+17+18+19)	21=(5-10)	22=(10-15)	23	24
Rent/Lease Expenses	5029905000	1,989,000.00	26,205.60	2,015,205.60	1,989,000.00	26,205.60	0.00	0.00	2,015,205.60	1,417,761.60	597,444.00	0.00	0.00	2,015,205.60	138,064.28	408,350.71	591,343.12	0.00	1,137,758.11	0.00	0.00	0.00	877,447.49
Rents - Building and Structures	5029905001	1,689,000.00	161,205.60	1,850,205.60	1,689,000.00	161,205.60	0.00	0.00	1,850,205.60	1,252,761.60	597,444.00	0.00	0.00	1,850,205.60	138,064.28	337,806.24	560,003.84	0.00	1,035,874.36	0.00	0.00	0.00	814,331.24
Rents - Equipment	5029905004	300,000.00	(135,000.00)	165,000.00	300,000.00	(135,000.00)	0.00	0.00	165,000.00	165,000.00	0.00	0.00	0.00	165,000.00	0.00	70,544.47	31,339.28	0.00	101,883.75	0.00	0.00	0.00	63,116.25
Subscription Expenses	5029907000	50,000.00	0.00	50,000.00	50,000.00	0.00	0.00	0.00	50,000.00	35,093.28	7,353.17	6,373.43	0.00	48,819.88	2,325.78	40,120.66	6,373.43	0.00	48,819.87	0.00	1,180.12	0.01	0.00
Library and Other Reading Materials Subscription Expenses	5029907004	50,000.00	0.00	50,000.00	50,000.00	0.00	0.00	0.00	50,000.00	35,093.28	7,353.17	6,373.43	0.00	48,819.88	2,325.78	40,120.66	6,373.43	0.00	48,819.87	0.00	1,180.12	0.01	0.00
B. AUTOMATIC APPROPRIATIONS		8,617,000.00	0.00	8,617,000.00	8,617,000.00	0.00	0.00	0.00	8,617,000.00	1,285,651.12	1,851,025.11	1,813,476.62	0.00	4,950,152.85	1,285,651.12	1,851,025.11	1,789,523.18	0.00	4,926,199.41	0.00	3,666,847.15	23,953.44	0.00
Retirement and Life Insurance Premiums		8,617,000.00	0.00	8,617,000.00	8,617,000.00	0.00	0.00	0.00	8,617,000.00	1,285,651.12	1,851,025.11	1,813,476.62	0.00	4,950,152.85	1,285,651.12	1,851,025.11	1,789,523.18	0.00	4,926,199.41	0.00	3,666,847.15	23,953.44	0.00
GRAND TOTAL		156,011,000.00	0.00	156,011,000.00	156,011,000.00	0.00	0.00	0.00	156,011,000.00	42,537,108.18	30,915,089.54	35,216,179.20	0.00	108,668,376.92	27,230,760.89	37,621,440.45	32,862,421.55	0.00	97,714,622.89	0.00	47,342,623.08	2,032,494.55	8,921,259.48

Certified Correct:

 ERAMAE V. INOCENCIO
 Administrative Officer V, Budget Section
 Date: 2021-10-21 19:24:18

Certified Correct:

 MARIA THERESA B. OLIVEROS
 Supervising Administrative Officer
 Date: 2021-10-21 19:24:18

Recommending Approval:

 GINA C. MIMBANG
 Chief Administrative Officer
 Date: 2021-10-21 19:43:22

Approved By:

 WILFREDO C. ROLDAN
 Executive Director
 Date: 2021-10-22 10:25:50

Type text here

SUMMARY OF APPROPRIATIONS, ALLOTMENTS, OBLIGATIONS, DISBURSEMENTS AND BALANCES BY OBJECT OF EXPENDITURES

As at the Quarter Ending September 30, 2021

Department: Department of Agriculture (DA)
 Agency/Entity: Fertilizer and Pesticide Authority
 Operating Unit: < not applicable >
 Organization Code (UACS) : 05 005 0000000
 Fund Cluster: 01 Regular Agency Fund
 (e.g. UACS Fund Cluster: 01-Regular Agency Fund, 02-Foreign Assisted Projects Fund, 03-Special Account-Locally Funded/Domestic Grants Fund, and 04-Special Account-Foreign Assisted/Foreign Grants Fund)

	Current Year Appropriations
	Supplemental Appropriations
X	Continuing Appropriations

Particulars	UACS CODE	Appropriations			Allotments					Obligations					Disbursements					Balances			
		Authorized Appropriations	Adjustments (Transfer To/From, Modifications/ Augmentations)	Adjusted Appropriations	Allotments Received	Adjustments (Reductions, Modifications/ Augmentations)	Transfer To	Transfer From	Adjusted Allotments	1st Quarter Ending March 31	2nd Quarter Ending June 30	3rd Quarter Ending Sept. 30	4th Quarter Ending Dec. 31	TOTAL	1st Quarter Ending March 31	2nd Quarter Ending June 30	3rd Quarter Ending Sept. 30	4th Quarter Ending Dec. 31	TOTAL	Unreleased Appropriations	Unobligated Allotments	Unpaid Obligations (15-20)=(23+24)	
																						Due and Demandable	Not Yet Due and Demandable
1	2	3	4	5=(3+4)	6	7	8	9	10=[(6+(-)7)-8+9]	11	12	13	14	15=(11+12+13+14)	16	17	18	19	20=(16+17+18+19)	21=(5-10)	22=(10-15)	23	24
SUMMARY		3,399,766.70	(1,007,552.15)	2,392,214.55	3,399,766.70	(1,007,552.15)	0.00	0.00	2,392,214.55	0.00	1,339,418.90	947,338.88	0.00	2,286,757.78	0.00	819,261.48	838,355.32	0.00	1,657,616.80	0.00	105,456.77	0.00	629,140.98
I CONTINUING APPROPRIATIONS		3,399,766.70	(1,007,552.15)	2,392,214.55	3,399,766.70	(1,007,552.15)	0.00	0.00	2,392,214.55	0.00	1,339,418.90	947,338.88	0.00	2,286,757.78	0.00	819,261.48	838,355.32	0.00	1,657,616.80	0.00	105,456.77	0.00	629,140.98
I Agency Specific Budget		3,399,766.66	(1,007,552.15)	2,392,214.51	3,399,766.66	(1,007,552.15)	0.00	0.00	2,392,214.51	0.00	1,339,418.90	947,338.88	0.00	2,286,757.78	0.00	819,261.48	838,355.32	0.00	1,657,616.80	0.00	105,456.73	0.00	629,140.98
Personnel Services		26,770.79	(26,770.79)	0.00	26,770.79	(26,770.79)	0.00	0.00	0.00	0.00	0.00	0.00	0.00	0.00	0.00	0.00	0.00	0.00	0.00	0.00	0.00	0.00	0.00
Other Compensation	5010200000	20,479.38	(20,479.38)	0.00	20,479.38	(20,479.38)	0.00	0.00	0.00	0.00	0.00	0.00	0.00	0.00	0.00	0.00	0.00	0.00	0.00	0.00	0.00	0.00	0.00
Clothing/Uniform Allowance	5010204000	6,000.00	(6,000.00)	0.00	6,000.00	(6,000.00)	0.00	0.00	0.00	0.00	0.00	0.00	0.00	0.00	0.00	0.00	0.00	0.00	0.00	0.00	0.00	0.00	0.00
Clothing/Uniform Allowance - Civilian	5010204001	6,000.00	(6,000.00)	0.00	6,000.00	(6,000.00)	0.00	0.00	0.00	0.00	0.00	0.00	0.00	0.00	0.00	0.00	0.00	0.00	0.00	0.00	0.00	0.00	0.00
Subsistence Allowance (SA)	5010205000	1,997.28	(1,997.28)	0.00	1,997.28	(1,997.28)	0.00	0.00	0.00	0.00	0.00	0.00	0.00	0.00	0.00	0.00	0.00	0.00	0.00	0.00	0.00	0.00	0.00
Subsistence Allowance - Magna Carta Benefits for	5010205002	1,997.28	(1,997.28)	0.00	1,997.28	(1,997.28)	0.00	0.00	0.00	0.00	0.00	0.00	0.00	0.00	0.00	0.00	0.00	0.00	0.00	0.00	0.00	0.00	0.00
Laundry Allowance (LA)	5010206000	7,482.10	(7,482.10)	0.00	7,482.10	(7,482.10)	0.00	0.00	0.00	0.00	0.00	0.00	0.00	0.00	0.00	0.00	0.00	0.00	0.00	0.00	0.00	0.00	0.00
Laundry Allowance - Magna Carta Benefits for Science	5010206003	7,482.10	(7,482.10)	0.00	7,482.10	(7,482.10)	0.00	0.00	0.00	0.00	0.00	0.00	0.00	0.00	0.00	0.00	0.00	0.00	0.00	0.00	0.00	0.00	0.00
Cash Gift	5010215000	5,000.00	(5,000.00)	0.00	5,000.00	(5,000.00)	0.00	0.00	0.00	0.00	0.00	0.00	0.00	0.00	0.00	0.00	0.00	0.00	0.00	0.00	0.00	0.00	0.00
Cash Gift - Civilian	5010215001	5,000.00	(5,000.00)	0.00	5,000.00	(5,000.00)	0.00	0.00	0.00	0.00	0.00	0.00	0.00	0.00	0.00	0.00	0.00	0.00	0.00	0.00	0.00	0.00	0.00
Personnel Benefit Contributions	5010300000	6,291.41	(6,291.41)	0.00	6,291.41	(6,291.41)	0.00	0.00	0.00	0.00	0.00	0.00	0.00	0.00	0.00	0.00	0.00	0.00	0.00	0.00	0.00	0.00	0.00
Employees Compensation Insurance Premiums (ECIP)	5010304000	6,291.41	(6,291.41)	0.00	6,291.41	(6,291.41)	0.00	0.00	0.00	0.00	0.00	0.00	0.00	0.00	0.00	0.00	0.00	0.00	0.00	0.00	0.00	0.00	0.00
ECIP - Civilian	5010304001	6,291.41	(6,291.41)	0.00	6,291.41	(6,291.41)	0.00	0.00	0.00	0.00	0.00	0.00	0.00	0.00	0.00	0.00	0.00	0.00	0.00	0.00	0.00	0.00	0.00
Maintenance and Other Operating Expenses		3,183,478.52	(958,264.01)	2,225,214.51	3,183,478.52	(958,264.01)	0.00	0.00	2,225,214.51	0.00	1,293,926.40	832,338.88	0.00	2,126,265.28	0.00	819,261.48	686,460.62	0.00	1,505,722.10	0.00	98,949.23	0.00	620,543.18
Traveling Expenses	5020100000	969,668.63	(699,388.63)	270,280.00	969,668.63	(699,388.63)	0.00	0.00	270,280.00	0.00	270,280.00	0.00	0.00	270,280.00	0.00	270,280.00	0.00	0.00	270,280.00	0.00	0.00	0.00	0.00
Traveling Expenses - Local	5020101000	969,668.63	(699,388.63)	270,280.00	969,668.63	(699,388.63)	0.00	0.00	270,280.00	0.00	270,280.00	0.00	0.00	270,280.00	0.00	270,280.00	0.00	0.00	270,280.00	0.00	0.00	0.00	0.00
Supplies and Materials Expenses	5020300000	725,384.98	(563,138.18)	162,246.80	725,384.98	(563,138.18)	0.00	0.00	162,246.80	0.00	99,760.00	0.00	0.00	99,760.00	0.00	24,900.00	14,602.00	0.00	39,502.00	0.00	62,486.80	0.00	60,258.00
Office Supplies Expenses	5020301000	420,046.18	(397,146.18)	22,900.00	420,046.18	(397,146.18)	0.00	0.00	22,900.00	0.00	22,900.00	0.00	0.00	22,900.00	0.00	22,900.00	0.00	0.00	22,900.00	0.00	0.00	0.00	0.00
Office Supplies Expenses	5020301002	420,046.18	(397,146.18)	22,900.00	420,046.18	(397,146.18)	0.00	0.00	22,900.00	0.00	22,900.00	0.00	0.00	22,900.00	0.00	22,900.00	0.00	0.00	22,900.00	0.00	0.00	0.00	0.00
Medical, Dental and Laboratory Supplies Expenses	5020308000	207,989.50	(130,267.10)	77,722.40	207,989.50	(130,267.10)	0.00	0.00	77,722.40	0.00	74,860.00	0.00	0.00	74,860.00	0.00	0.00	14,602.00	0.00	14,602.00	0.00	2,862.40	0.00	60,258.00
Fuel, Oil and Lubricants Expenses	5020309000	93,488.43	(31,864.03)	61,624.40	93,488.43	(31,864.03)	0.00	0.00	61,624.40	0.00	2,000.00	0.00	0.00	2,000.00	0.00	2,000.00	0.00	0.00	2,000.00	0.00	59,624.40	0.00	0.00
Semi-Expendable Machinery and Equipment Expenses	5020321000	3,860.87	(3,860.87)	0.00	3,860.87	(3,860.87)	0.00	0.00	0.00	0.00	0.00	0.00	0.00	0.00	0.00	0.00	0.00	0.00	0.00	0.00	0.00	0.00	0.00
Machinery	5020321001	3,860.87	(3,860.87)	0.00	3,860.87	(3,860.87)	0.00	0.00	0.00	0.00	0.00	0.00	0.00	0.00	0.00	0.00	0.00	0.00	0.00	0.00	0.00	0.00	0.00
Utility Expenses	5020400000	508,716.38	(508,716.38)	0.00	508,716.38	(508,716.38)	0.00	0.00	0.00	0.00	0.00	0.00	0.00	0.00	0.00	0.00	0.00	0.00	0.00	0.00	0.00	0.00	0.00

Department: Department of Agriculture (DA)
 Agency/Entity: Fertilizer and Pesticide Authority
 Operating Unit: < not applicable >
 Organization Code (UACS) : 05 005 0000000
 Fund Cluster: 01 Regular Agency Fund
 (e.g. UACS Fund Cluster: 01-Regular Agency Fund, 02-Foreign Assisted Projects Fund, 03-Special Account-Locally Funded/Domestic Grants Fund, and 04-Special Account-Foreign Assisted/Foreign Grants Fund)

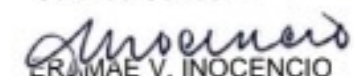
	Current Year Appropriations
	Supplemental Appropriations
X	Continuing Appropriations

Particulars	UACS CODE	Appropriations			Allotments					Obligations					Disbursements					Balances			
		Authorized Appropriations	Adjustments (Transfer To/From, Modifications/ Augmentations)	Adjusted Appropriations	Allotments Received	Adjustments (Reductions, Modifications/ Augmentations)	Transfer To	Transfer From	Adjusted Allotments	1st Quarter Ending March 31	2nd Quarter Ending June 30	3rd Quarter Ending Sept. 30	4th Quarter Ending Dec. 31	TOTAL	1st Quarter Ending March 31	2nd Quarter Ending June 30	3rd Quarter Ending Sept. 30	4th Quarter Ending Dec. 31	TOTAL	Unreleased Appropriations	Unobligated Allotments	Unpaid Obligations (15-20)=(23+24)	
																						Due and Demandable	Not Yet Due and Demandable
1	2	3	4	5=(3+4)	6	7	8	9	10=[(6+(-)7)-8+9]	11	12	13	14	15=(11+12+13+14)	16	17	18	19	20=(16+17+18+19)	21=(5-10)	22=(10-15)	23	24
Water Expenses	5020401000	317,354.73	(317,354.73)	0.00	317,354.73	(317,354.73)	0.00	0.00	0.00	0.00	0.00	0.00	0.00	0.00	0.00	0.00	0.00	0.00	0.00	0.00	0.00	0.00	0.00
Electricity Expenses	5020402000	191,361.65	(191,361.65)	0.00	191,361.65	(191,361.65)	0.00	0.00	0.00	0.00	0.00	0.00	0.00	0.00	0.00	0.00	0.00	0.00	0.00	0.00	0.00	0.00	0.00
Communication Expenses	5020500000	250,967.13	(250,967.13)	0.00	250,967.13	(250,967.13)	0.00	0.00	0.00	0.00	0.00	0.00	0.00	0.00	0.00	0.00	0.00	0.00	0.00	0.00	0.00	0.00	0.00
Postage and Courier Services	5020501000	112,463.87	(112,463.87)	0.00	112,463.87	(112,463.87)	0.00	0.00	0.00	0.00	0.00	0.00	0.00	0.00	0.00	0.00	0.00	0.00	0.00	0.00	0.00	0.00	0.00
Telephone Expenses	5020502000	138,185.53	(138,185.53)	0.00	138,185.53	(138,185.53)	0.00	0.00	0.00	0.00	0.00	0.00	0.00	0.00	0.00	0.00	0.00	0.00	0.00	0.00	0.00	0.00	0.00
Landline	5020502002	138,185.53	(138,185.53)	0.00	138,185.53	(138,185.53)	0.00	0.00	0.00	0.00	0.00	0.00	0.00	0.00	0.00	0.00	0.00	0.00	0.00	0.00	0.00	0.00	0.00
Internet Subscription Expenses	5020503000	317.73	(317.73)	0.00	317.73	(317.73)	0.00	0.00	0.00	0.00	0.00	0.00	0.00	0.00	0.00	0.00	0.00	0.00	0.00	0.00	0.00	0.00	0.00
Confidential, Intelligence and Extraordinary Expenses	5021000000	632.99	(632.99)	0.00	632.99	(632.99)	0.00	0.00	0.00	0.00	0.00	0.00	0.00	0.00	0.00	0.00	0.00	0.00	0.00	0.00	0.00	0.00	0.00
Extraordinary and Miscellaneous Expenses	5021003000	632.99	(632.99)	0.00	632.99	(632.99)	0.00	0.00	0.00	0.00	0.00	0.00	0.00	0.00	0.00	0.00	0.00	0.00	0.00	0.00	0.00	0.00	0.00
Professional Services	5021100000	201,978.31	1,269,560.49	1,471,538.80	201,978.31	1,269,560.49	0.00	0.00	1,471,538.80	0.00	639,199.92	832,338.88	0.00	1,471,538.80	0.00	285,000.00	666,653.62	0.00	951,653.62	0.00	0.00	0.00	519,885.18
Legal Services	5021101000	4,270.00	(4,270.00)	0.00	4,270.00	(4,270.00)	0.00	0.00	0.00	0.00	0.00	0.00	0.00	0.00	0.00	0.00	0.00	0.00	0.00	0.00	0.00	0.00	0.00
Auditing Services	5021102000	26,403.56	(26,403.56)	0.00	26,403.56	(26,403.56)	0.00	0.00	0.00	0.00	0.00	0.00	0.00	0.00	0.00	0.00	0.00	0.00	0.00	0.00	0.00	0.00	0.00
Other Professional Services	5021199000	171,304.75	1,300,234.05	1,471,538.80	171,304.75	1,300,234.05	0.00	0.00	1,471,538.80	0.00	639,199.92	832,338.88	0.00	1,471,538.80	0.00	285,000.00	666,653.62	0.00	951,653.62	0.00	0.00	0.00	519,885.18
General Services	5021200000	32,851.03	(32,851.03)	0.00	32,851.03	(32,851.03)	0.00	0.00	0.00	0.00	0.00	0.00	0.00	0.00	0.00	0.00	0.00	0.00	0.00	0.00	0.00	0.00	0.00
Janitorial Services	5021202000	30,350.54	(30,350.54)	0.00	30,350.54	(30,350.54)	0.00	0.00	0.00	0.00	0.00	0.00	0.00	0.00	0.00	0.00	0.00	0.00	0.00	0.00	0.00	0.00	0.00
Security Services	5021203000	2,500.49	(2,500.49)	0.00	2,500.49	(2,500.49)	0.00	0.00	0.00	0.00	0.00	0.00	0.00	0.00	0.00	0.00	0.00	0.00	0.00	0.00	0.00	0.00	0.00
Repairs and Maintenance	5021300000	20,776.67	68,106.95	88,883.62	20,776.67	68,106.95	0.00	0.00	88,883.62	0.00	88,883.62	0.00	0.00	88,883.62	0.00	48,483.62	0.00	0.00	48,483.62	0.00	0.00	0.00	40,400.00
Repairs and Maintenance - Transportation Equipment	5021306000	0.00	88,883.62	88,883.62	0.00	88,883.62	0.00	0.00	88,883.62	0.00	88,883.62	0.00	0.00	88,883.62	0.00	48,483.62	0.00	0.00	48,483.62	0.00	0.00	0.00	40,400.00
Motor Vehicles	5021306001	0.00	88,883.62	88,883.62	0.00	88,883.62	0.00	0.00	88,883.62	0.00	88,883.62	0.00	0.00	88,883.62	0.00	48,483.62	0.00	0.00	48,483.62	0.00	0.00	0.00	40,400.00
Repairs and Maintenance - Furniture and Fixtures	5021307000	20,776.67	(20,776.67)	0.00	20,776.67	(20,776.67)	0.00	0.00	0.00	0.00	0.00	0.00	0.00	0.00	0.00	0.00	0.00	0.00	0.00	0.00	0.00	0.00	0.00
Taxes, Insurance Premiums and Other Fees	5021500000	325.00	(325.00)	0.00	325.00	(325.00)	0.00	0.00	0.00	0.00	0.00	0.00	0.00	0.00	0.00	0.00	0.00	0.00	0.00	0.00	0.00	0.00	0.00
Taxes, Duties and Licenses	5021501000	325.00	(325.00)	0.00	325.00	(325.00)	0.00	0.00	0.00	0.00	0.00	0.00	0.00	0.00	0.00	0.00	0.00	0.00	0.00	0.00	0.00	0.00	0.00
Taxes, Duties and Licenses	5021501001	325.00	(325.00)	0.00	325.00	(325.00)	0.00	0.00	0.00	0.00	0.00	0.00	0.00	0.00	0.00	0.00	0.00	0.00	0.00	0.00	0.00	0.00	0.00
Other Maintenance and Operating Expenses	5029900000	472,177.40	(239,912.11)	232,265.29	472,177.40	(239,912.11)	0.00	0.00	232,265.29	0.00	196,802.86	0.00	0.00	196,802.86	0.00	190,597.86	5,205.00	0.00	196,802.86	0.00	36,462.43	0.00	0.00
Printing and Publication Expenses	5029902000	17,957.00	(17,957.00)	0.00	17,957.00	(17,957.00)	0.00	0.00	0.00	0.00	0.00	0.00	0.00	0.00	0.00	0.00	0.00	0.00	0.00	0.00	0.00	0.00	0.00
Representation Expenses	5029903000	245,012.14	(62,298.28)	182,713.86	245,012.14	(62,298.28)	0.00	0.00	182,713.86	0.00	182,713.86	0.00	0.00	182,713.86	0.00	177,508.86	5,205.00	0.00	182,713.86	0.00	0.00	0.00	0.00
Transportation and Delivery Expenses	5029904000	77,571.50	(72,973.10)	4,598.40	77,571.50	(72,973.10)	0.00	0.00	4,598.40	0.00	0.00	0.00	0.00	0.00	0.00	0.00	0.00	0.00	0.00	0.00	4,598.40	0.00	0.00
Rent/Lease Expenses	5029905000	131,636.76	(86,772.73)	44,864.03	131,636.76	(86,772.73)	0.00	0.00	44,864.03	0.00	13,000.00	0.00	0.00	13,000.00	0.00	13,000.00	0.00	0.00	13,000.00	0.00	31,864.03	0.00	0.00
Rents - Building and Structures	5029905001	58,648.00	(26,783.97)	31,864.03	58,648.00	(26,783.97)	0.00	0.00	31,864.03	0.00	0.00	0.00	0.00	0.00	0.00	0.00	0.00	0.00	0.00	0.00	31,864.03	0.00	0.00
Rents - Equipment	5029905004	72,988.76	(59,988.76)	13,000.00	72,988.76	(59,988.76)	0.00	0.00	13,000.00	0.00	13,000.00	0.00	0.00	13,000.00	0.00	13,000.00	0.00	0.00	13,000.00	0.00	0.00	0.00	0.00
Subscription Expenses	5029907000	0.00	89.00	89.00	0.00	89.00	0.00	0.00	89.00	0.00	89.00	0.00	0.00	89.00	0.00	89.00	0.00	0.00	89.00	0.00	0.00	0.00	0.00

Department: Department of Agriculture (DA)
 Agency/Entity: Fertilizer and Pesticide Authority
 Operating Unit: < not applicable >
 Organization Code (UACS) : 05 005 0000000
 Fund Cluster: 01 Regular Agency Fund
 (e.g. UACS Fund Cluster: 01-Regular Agency Fund, 02-Foreign Assisted Projects Fund, 03-Special Account-Locally Funded/Domestic Grants Fund, and 04-Special Account-Foreign Assisted/Foreign Grants Fund)

	Current Year Appropriations
	Supplemental Appropriations
X	Continuing Appropriations

Particulars	UACS CODE	Appropriations			Allotments					Obligations					Disbursements					Balances			
		Authorized Appropriations	Adjustments (Transfer To/From, Modifications/ Augmentations)	Adjusted Appropriations	Allotments Received	Adjustments (Reductions, Modifications/ Augmentations)	Transfer To	Transfer From	Adjusted Allotments	1st Quarter Ending March 31	2nd Quarter Ending June 30	3rd Quarter Ending Sept. 30	4th Quarter Ending Dec. 31	TOTAL	1st Quarter Ending March 31	2nd Quarter Ending June 30	3rd Quarter Ending Sept. 30	4th Quarter Ending Dec. 31	TOTAL	Unreleased Appropriations	Unobligated Allotments	Unpaid Obligations (15-20)=(23+24)	
																						Due and Demandable	Not Yet Due and Demandable
1	2	3	4	5=(3+4)	6	7	8	9	10=[(6+(-)7)-8+9]	11	12	13	14	15=(11+12+13+14)	16	17	18	19	20=(16+17+18+19)	21=(5-10)	22=(10-15)	23	24
Other Subscription Expenses	5029907099	0.00	89.00	89.00	0.00	89.00	0.00	0.00	89.00	0.00	89.00	0.00	0.00	89.00	0.00	89.00	0.00	0.00	89.00	0.00	0.00	0.00	0.00
Capital Outlays		189,517.35	(22,517.35)	167,000.00	189,517.35	(22,517.35)	0.00	0.00	167,000.00	0.00	45,492.50	115,000.00	0.00	160,492.50	0.00	0.00	151,894.70	0.00	151,894.70	0.00	6,507.50	0.00	8,597.80
Property, Plant and Equipment Outlay	5060400000	187,517.35	(20,517.35)	167,000.00	187,517.35	(20,517.35)	0.00	0.00	167,000.00	0.00	45,492.50	115,000.00	0.00	160,492.50	0.00	0.00	151,894.70	0.00	151,894.70	0.00	6,507.50	0.00	8,597.80
Machinery and Equipment Outlay	5060405000	187,517.35	(66,009.85)	121,507.50	187,517.35	(66,009.85)	0.00	0.00	121,507.50	0.00	0.00	115,000.00	0.00	115,000.00	0.00	0.00	108,839.30	0.00	108,839.30	0.00	6,507.50	0.00	6,160.70
Office Equipment	5060405002	0.00	115,000.00	115,000.00	0.00	115,000.00	0.00	0.00	115,000.00	0.00	0.00	115,000.00	0.00	115,000.00	0.00	0.00	108,839.30	0.00	108,839.30	0.00	0.00	0.00	6,160.70
Information and Communication Technology Equipment	5060405003	187,517.35	(181,009.85)	6,507.50	187,517.35	(181,009.85)	0.00	0.00	6,507.50	0.00	0.00	0.00	0.00	0.00	0.00	0.00	0.00	0.00	0.00	0.00	6,507.50	0.00	0.00
Furniture, Fixtures and Books Outlay	5060407000	0.00	45,492.50	45,492.50	0.00	45,492.50	0.00	0.00	45,492.50	0.00	45,492.50	0.00	0.00	45,492.50	0.00	0.00	43,055.40	0.00	43,055.40	0.00	0.00	0.00	2,437.10
Furniture and Fixtures	5060407001	0.00	45,492.50	45,492.50	0.00	45,492.50	0.00	0.00	45,492.50	0.00	45,492.50	0.00	0.00	45,492.50	0.00	0.00	43,055.40	0.00	43,055.40	0.00	0.00	0.00	2,437.10
Intangible Assets Outlay	5060600000	2,000.00	(2,000.00)	0.00	2,000.00	(2,000.00)	0.00	0.00	0.00	0.00	0.00	0.00	0.00	0.00	0.00	0.00	0.00	0.00	0.00	0.00	0.00	0.00	0.00
Computer Software	5060602000	2,000.00	(2,000.00)	0.00	2,000.00	(2,000.00)	0.00	0.00	0.00	0.00	0.00	0.00	0.00	0.00	0.00	0.00	0.00	0.00	0.00	0.00	0.00	0.00	0.00
II. Special Purpose Fund		0.04	0.00	0.04	0.04	0.00	0.00	0.00	0.04	0.00	0.00	0.00	0.00	0.00	0.00	0.00	0.00	0.00	0.00	0.00	0.04	0.00	0.00
Personnel Services		0.04	0.00	0.04	0.04	0.00	0.00	0.00	0.04	0.00	0.00	0.00	0.00	0.00	0.00	0.00	0.00	0.00	0.00	0.00	0.04	0.00	0.00
Other Personnel Benefits	5010400000	0.04	0.00	0.04	0.04	0.00	0.00	0.00	0.04	0.00	0.00	0.00	0.00	0.00	0.00	0.00	0.00	0.00	0.00	0.00	0.04	0.00	0.00
Terminal Leave Benefits	5010403000	0.04	0.00	0.04	0.04	0.00	0.00	0.00	0.04	0.00	0.00	0.00	0.00	0.00	0.00	0.00	0.00	0.00	0.00	0.00	0.04	0.00	0.00
Terminal Leave Benefits - Civilian	5010403001	0.04	0.00	0.04	0.04	0.00	0.00	0.00	0.04	0.00	0.00	0.00	0.00	0.00	0.00	0.00	0.00	0.00	0.00	0.00	0.04	0.00	0.00
GRAND TOTAL		3,399,766.70	(1,007,552.15)	2,392,214.55	3,399,766.70	(1,007,552.15)	0.00	0.00	2,392,214.55	0.00	1,339,418.90	947,355.98	0.00	2,286,757.78	0.00	819,261.48	838,355.32	0.00	1,657,616.80	0.00	105,456.77	0.00	629,140.98


Certified Correct:

 ERMAE V. INOCENCIO
 Administrative Officer V, Budget Section
 Date: 2021-10-21 19:24:18

Certified Correct:

 MARIA THERESA B. OLIVEROS
 Supervising Administrative Officer
 Date: 2021-10-21 19:24:18

Recommending Approval:

 GINA C. TOMIMBANG
 Chief Administrative Officer
 Date: 2021-10-21 19:43:22

Approved By:

 WILFREDO C. ROLDAN
 Executive Director
 Date: 2021-10-22 10:25:50

Type text here

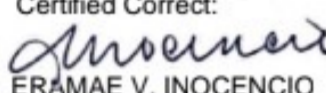
List of Allotments and Sub-Allotments
As at the quarter ending September 30, 2021

Department : Department of Agriculture (DA)
 Agency/Entity : Fertilizer and Pesticide Authority
 Operating Unit : < not applicable >
 Organization Code (UACS) : 05 005 0000000
 Fund Cluster : 01 Regular Agency Fund

X	Current Year Appropriations
	Supplemental Appropriations
	Continuing Appropriations


(e.g. UACS Fund Cluster: 01-Regular Agency Fund, 02-Foreign Assisted Projects Fund, 03-Special Account-Locally Funded/Domestic Grants Fund, and 04-Special Account-Foreign Assisted/Foreign Grants Fund)


Allotments/Sub-Allotments Reference			Funding Source		Allotments/Sub-Allotments received from CO/ROs/OUs					Sub-Allotments to ROs/OUs					Total Allotments/Net of Sub-allotments					
No.	Number	Date	Description	UACS Code	PS	MOOE	FinEx	CO	Sub-Total	PS	MOOE	FinEx	CO	TOTAL	PS	MOOE	FinEx	CO	TOTAL	
1	2	3	4	5	6	7	8	9	10=(6+7+8+9)	11	12	13	14	15=(11+12+13+14)	16=(6+11)	17=(7+12)	18=(8+13)	19=(9+14)	20=(16+17+18+19)	
A. Allotments received from DBM																				
1	COMPREHENSIVE RELEASE PER ANNEX A AND A-1 OF NBC NO. 583	2021-01-12	Specific Budgets of National Government Agencies	101101	95,591,000.00	51,803,000.00	0.00	0.00	147,394,000.00	0.00	0.00	0.00	0.00	0.00	95,591,000.00	51,803,000.00	0.00	0.00	0.00	147,394,000.00
2	COMPREHENSIVE RELEASE THROUGH GARO/SARO	2021-01-12	Retirement and Life Insurance Premiums	104102	8,617,000.00	0.00	0.00	0.00	8,617,000.00	0.00	0.00	0.00	0.00	0.00	8,617,000.00	0.00	0.00	0.00	0.00	8,617,000.00
	Sub-Total				104,208,000.00	51,803,000.00	0.00	0.00	156,011,000.00	0.00	0.00	0.00	0.00	0.00	104,208,000.00	51,803,000.00	0.00	0.00	0.00	156,011,000.00
B. Sub-allotments received from Central Office/Regional Office																				
					0.00	0.00	0.00	0.00	0.00	0.00	0.00	0.00	0.00	0.00	0.00	0.00	0.00	0.00	0.00	0.00
	Sub-Total				0.00	0.00	0.00	0.00	0.00	0.00	0.00	0.00	0.00	0.00	0.00	0.00	0.00	0.00	0.00	0.00
Total Allotments					104,208,000.00	51,803,000.00	0.00	0.00	156,011,000.00	0.00	0.00	0.00	0.00	0.00	104,208,000.00	51,803,000.00	0.00	0.00	0.00	156,011,000.00

Certified Correct:

 ERAMAE V. INOCENCIO
 Administrative Officer V, Budget Section
 Date: 2021-10-19 20:20:51

Certified Correct:

 MARIA THERESA B. OLIVEROS
 Supervising Administrative Officer
 Date: 2021-10-19 20:20:51

Recommending Approval:

 GINA C. TOMIMBANG
 Chief Administrative Officer
 Date: 2021-10-19 20:34:31

Approved By:

 WILFREDO C. ROLDAN
 Executive Director
 Date: 2021-10-19 20:36:03

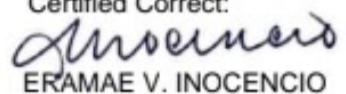
List of Allotments and Sub-Allotments
As at the quarter ending September 30, 2021


Department: Department of Agriculture (DA)
 Agency: Fertilizer and Pesticide Authority
 Operating Unit: < not applicable >
 Organization Code (UACS) : 05 005 0000000
 Fund Cluster: 01 Regular Agency Fund


	Current Year Appropriations
	Supplemental Appropriations
X	Continuing Appropriations


(e.g. UACS Fund Cluster: 01-Regular Agency Fund, 02-Foreign Assisted Projects Fund, 03-Special Account-Locally Funded/Domestic Grants Fund, and 04-Special Account-Foreign Assisted/Foreign Grants Fund)

Allotments/Sub-Allotments Reference			Funding Source		Allotments/Sub-Allotments received from CO/ROs/OU's					Sub-Allotments to ROs/OU's					Total Allotments/Net of Sub-allotments				
No.	Number	Date	Description	UACS Code	PS	MOOE	FinEx	CO	Sub-Total	PS	MOOE	FinEx	CO	TOTAL	PS	MOOE	FinEx	CO	TOTAL
1	2	3	4	5	6	7	8	9	10=(6+7+8+9)	11	12	13	14	15=(11+12+13+14)	16=(6+11)	17=(7+12)	18=(8+13)	19=(9+14)	20=(16+17+18+19)
A. Allotments received from DBM																			
1	SARO-BMB-E-21-0006425	2021-09-30	Specific Budgets of National Government Agencies	102101	(26,770.00)	(958,264.00)	0.00	(22,517.00)	(1,007,551.00)	0.00	0.00	0.00	0.00	0.00	(26,770.00)	(958,264.00)	0.00	(22,517.00)	(1,007,551.00)
	Sub-Total				(26,770.00)	(958,264.00)	0.00	(22,517.00)	(1,007,551.00)	0.00	0.00	0.00	0.00	0.00	(26,770.00)	(958,264.00)	0.00	(22,517.00)	(1,007,551.00)
Total Allotments					(26,770.00)	(958,264.00)	0.00	(22,517.00)	(1,007,551.00)	0.00	0.00	0.00	0.00	0.00	(26,770.00)	(958,264.00)	0.00	(22,517.00)	(1,007,551.00)

Certified Correct:

 ERAMAE V. INOCENCIO
 Administrative Officer V, Budget Section
 Date: 2021-10-19 20:20:51

Certified Correct:

 MARIA THERESA B. OLIVEROS
 Supervising Administrative Officer
 Date: 2021-10-19 20:20:51

Recommending Approval:

 GINA C. TOMIBANG
 Chief Administrative Officer
 Date: 2021-10-19 20:34:31

Approved By:

 WILFREDO C. ROLDAN
 Executive Director
 Date: 2021-10-19 20:36:03

Department of Agriculture
 Agency/Operating Unit : FERTILIZER AND PESTICIDE AUTHORITY
 Address : FPA BLDG., BAI COMPOUND, VISAYAS AVE., QUEZON CITY

Advice for use of PS Allotment (APSA) NO. 2021-09-0001
 Date: September 30, 2021

Funding Source: Regular Agency Fund - General Fund - New General Appropriations - Specific Budgets
 of National Government Agencies

Legal Basis: R.A NO 11518 Regular 2021 CURRENT

DEFICIENT ITEMS (TO) :

PROGRAMS / PROJECTS / ACTIVITIES	RESPONSIBILITY CENTER	ALLOTMENT CLASS	OBJECT OF EXPENDITURES	AMOUNT
1000000000000000	10000100001000 General Management and Supervision	PS	5010211002 - Hazard Duty Pay - Civilian	115,000.00
1000000000000000	310100100001000 - Quality Control and Inspection	PS	5010211002 - Hazard Duty Pay - Civilian	114,500.00
1000000000000000	310100100002000 - Registration and Licensing	PS	5010211002 - Hazard Duty Pay - Civilian	155,500.00
Total :				385,000.00

SOURCE ITEMS (FROM) :

PROGRAMS / PROJECTS / ACTIVITIES	RESPONSIBILITY CENTER	ALLOTMENT CLASS	OBJECT OF EXPENDITURES	AMOUNT
1000000000000000	10000100001000 General Management and Supervision	PS	5010101001 - Basic Salary - Civilian	49,000.00
1000000000000000	10000100001000 General Management and Supervision	PS	5010204001 - Clothing/Uniform Allowance - Civilian	66,000.00
SubTotal, 10000100001000 General Management and Supervision				115,000.00
1000000000000000	310100100001000 - Quality Control and Inspection	PS	5010101001 - Basic Salary - Civilian	99,500.00
1000000000000000	310100100001000 - Quality Control and Inspection	PS	5010499015 - Loyalty Award - Civilian	15,000.00
SubTotal, 310100100001000 - Quality Control and Inspection				114,500.00
1000000000000000	310100100002000 - Registration and Licensing	PS	5010101001 - Basic Salary - Civilian	84,959.00
1000000000000000	310100100002000 - Registration and Licensing	PS	5010204001 - Clothing/Uniform Allowance - Civilian	24,000.00
1000000000000000	310100100002000 - Registration and Licensing	PS	5010216001 - Mid-Year Bonus - Civilian	41,541.00
1000000000000000	310100100002000 - Registration and Licensing	0	5010499015 - Loyalty Award - Civilian	5,000.00
SubTotal, 310100100002000 - Registration and Licensing				155,500.00
Total :				385,000.00

Prepared by:


ERAMAE V. INOCENCIO

Administrative Officer V, Budget Section

Recommended by:


MARIA THERESA B. OLIVEROS

OIC - Finance and Administrative Division

Approved by:


WILFREDO C. ROLDAN
 Executive Director

Department of Agriculture
 Agency/Operating Unit : FERTILIZER AND PESTICIDE AUTHORITY
 Address : FPA BLDG., BAI COMPOUND, VISAYAS AVE., QUEZON CITY

Advice for use of PS Allotment (APSA) NO. 2021-09-0002
 Date: September 30, 2021

Funding Source: Regular Agency Fund - General Fund - New General Appropriations - Specific Budgets
 of National Government Agencies

Legal Basis: R.A NO 11518 Regular 2021 CURRENT

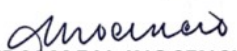
DEFICIENT ITEMS (TO) :

PROGRAMS / PROJECTS / ACTIVITIES	RESPONSIBILITY CENTER	ALLOTMENT CLASS	OBJECT OF EXPENDITURES	AMOUNT
1000000000000000	100000100002000 - Administration of Personnel Benefits	PS	5010403001 - Terminal Leave Benefits - Civilian	3,758,256.26
	=nothing	follows=		
Total :				3,758,256.26

SOURCE ITEMS (FROM) :

PROGRAMS / PROJECTS / ACTIVITIES	RESPONSIBILITY CENTER	ALLOTMENT CLASS	OBJECT OF EXPENDITURES	AMOUNT
1000000000000000	100000100001000 General Management and Supervision	PS	5010101001 - Basic Salary - Civilian	3,065,913.26
1000000000000000	100000100001000 General Management and Supervision	PS	5010216001 - Mid-Year Bonus - Civilian	692,343.00
	=nothing	follows=		
Total :				3,758,256.26


Prepared by:


ERAMAE V. INOCENCIO
 Administrative Officer V, Budget Section

Recommended by:


MARIA THERESA B. OLIVEROS
 OIC - Finance and Administrative Division

Approved by:


WILFREDO C. FOLDAN
 Executive Director

Department of Agriculture
 Agency/Operating Unit : FERTILIZER AND PESTICIDE AUTHORITY
 Address : FPA BLDG., BAI COMPOUND, VISAYAS AVE., QUEZON CITY

MODIFICATION ADVICE FORM (MAF) NO. 2021-09-0001

Date: **September 30, 2021**

Funding Source: Regular Agency Fund - General Fund - New General Appropriations - Specific Budgets
 of National Government Agencies

Legal Basis: R.A NO 11518 Regular 2021 CURRENT

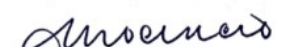
DEFICIENT ITEMS (TO) :

PROGRAMS / PROJECTS / ACTIVITIES	RESPONSIBILITY CENTER	ALLOTMENT CLASS	OBJECT OF EXPENDITURES	AMOUNT
1000000000000000	100000100001000 General Management and Supervision	MOOE	5020302000 - Accountable Forms Expenses	232,080.00
- Nothing Follows -				
Total :				232,080.00

SOURCE ITEMS (FROM) :

PROGRAMS / PROJECTS / ACTIVITIES	RESPONSIBILITY CENTER	ALLOTMENT CLASS	OBJECT OF EXPENDITURES	AMOUNT
1000000000000000	100000100001000 General Management and Supervision	MOOE	5020301002 - Office Supplies Expenses	132,080.00
1000000000000000	100000100001000 General Management and Supervision	MOOE	5020303000 - Non-Accountable Forms Expenses	100,000.00
- Nothing Follows -				
Total :				232,080.00

Prepared by:


ERAMAE V. INOCENCIO

Administrative Officer V, Budget Section

Recommended by:


MARIA THERESA B. OLIVEROS

OIC - Finance and Administrative Division

Approved by:


WILFREDO C. ROLDAN
 Executive Director

Department of Agriculture

Agency/Operating Unit : FERTILIZER AND PESTICIDE AUTHORITY

Address : FPA BLDG., BAI COMPOUND, VISAYAS AVE., QUEZON CITY

MODIFICATION ADVICE FORM (MAF) NO. 2021-09-0002

Date: September 30, 2021

Funding Source: Regular Agency Fund - General Fund - New General Appropriations - Specific Budgets of National Government Agencies

Legal Basis: R.A NO 11518 Regular 2021 CURRENT


DEFICIENT ITEMS (TO) :

PROGRAMS / PROJECTS / ACTIVITIES	RESPONSIBILITY CENTER	ALLOTMENT CLASS	OBJECT OF EXPENDITURES	AMOUNT
1000000000000000	100000100001000 General Management and Supervision	MOOE	5021199000 - Other Professional Services	628,101.65
- Nothing Follows -				
Total :				628,101.65

SOURCE ITEMS (FROM) :

PROGRAMS / PROJECTS / ACTIVITIES	RESPONSIBILITY CENTER	ALLOTMENT CLASS	OBJECT OF EXPENDITURES	AMOUNT
1000000000000000	100000100001000 General Management and Supervision	MOOE	5021101000 - Legal Services	138,900.00
1000000000000000	100000100001000 General Management and Supervision	MOOE	5021102000 - Auditing Services	32,819.64
1000000000000000	100000100001000 General Management and Supervision	MOOE	5021202000 - Janitorial Services	136,182.01
1000000000000000	100000100001000 General Management and Supervision	MOOE	5021299099 - Other General Services	44,200.00
1000000000000000	100000100001000 General Management and Supervision	MOOE	5021502000 - Fidelity Bond Premiums	141,000.00
1000000000000000	100000100001000 General Management and Supervision	MOOE	5029905004 - Rents - Equipment	135,000.00
Total :				628,101.65

Prepared by:



ERAMAE V. INOCENCIO

Administrative Officer V, Budget Section

Recommended by:



MARIA THERESA B. OLIVEROS

OIC - Finance and Administrative Division

Approved by:



WILFREDO C. FOLDAN
Executive Director

Department of Agriculture
 Agency/Operating Unit : FERTILIZER AND PESTICIDE AUTHORITY
 Address : FPA BLDG., BAI COMPOUND, VISAYAS AVE., QUEZON CITY

MODIFICATION ADVICE FORM (MAF) NO. 2021-09-0003

Date: September 30, 2021

Funding Source: Regular Agency Fund - General Fund - New General Appropriations - Specific Budgets
 of National Government Agencies

Legal Basis: R.A NO 11518 Regular 2021 CURRENT

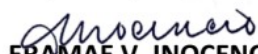
DEFICIENT ITEMS (TO) :

PROGRAMS / PROJECTS / ACTIVITIES	RESPONSIBILITY CENTER	ALLOTMENT CLASS	OBJECT OF EXPENDITURES	AMOUNT
1000000000000000	100000100001000 General Management and Supervision	MOOE	5021306001 - Motor Vehicles	77,372.50
- Nothing Follows -				
Total :				77,372.50

SOURCE ITEMS (FROM) :

PROGRAMS / PROJECTS / ACTIVITIES	RESPONSIBILITY CENTER	ALLOTMENT CLASS	OBJECT OF EXPENDITURES	AMOUNT
1000000000000000	100000100001000 General Management and Supervision	MOOE	5021202000 - Janitorial Services	77,372.50
- Nothing Follows -				
Total :				77,372.50

Prepared by:


ERAMAE V. INOCENCIO

Administrative Officer V, Budget Section

Recommended by:


MARIA THERESA B. OLIVEROS

OIC - Finance and Administrative Division

Approved by:


WILFREDO C. ROLDAN

Executive Director

Department of Agriculture
 Agency/Operating Unit : FERTILIZER AND PESTICIDE AUTHORITY
 Address : FPA BLDG., BAI COMPOUND, VISAYAS AVE., QUEZON CITY

MODIFICATION ADVICE FORM (MAF) NO. 2021-09-0004

Date: September 30, 2021

Funding Source: Regular Agency Fund - General Fund - New General Appropriations - Specific Budgets
 of National Government Agencies

Legal Basis: R.A NO 11518 Regular 2021 CURRENT

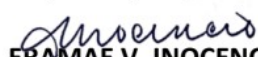
DEFICIENT ITEMS (TO) :

PROGRAMS / PROJECTS / ACTIVITIES	RESPONSIBILITY CENTER	ALLOTMENT CLASS	OBJECT OF EXPENDITURES	AMOUNT
1000000000000000	310100100001000 - Quality Control and Inspection	MOOE	5020399000 - Other Supplies and Materials Expenses	52,582.10
- Nothing Follows -				
Total :				52,582.10

SOURCE ITEMS (FROM) :

PROGRAMS / PROJECTS / ACTIVITIES	RESPONSIBILITY CENTER	ALLOTMENT CLASS	OBJECT OF EXPENDITURES	AMOUNT
1000000000000000	310100100001000 - Quality Control and Inspection	MOOE	5020301002 - Office Supplies Expenses	52,582.10
- Nothing Follows -				
Total :				52,582.10

Prepared by:


ERAMAE V. INOCENCIO

Administrative Officer V, Budget Section

Recommended by:


MARIA THERESA B. OLIVEROS

OIC - Finance and Administrative Division

Approved by:


WILFREDO C. ROLDAN
 Executive Director

Department of Agriculture
 Agency/Operating Unit : FERTILIZER AND PESTICIDE AUTHORITY
 Address : FPA BLDG., BAI COMPOUND, VISAYAS AVE., QUEZON CITY

MODIFICATION ADVICE FORM (MAF) NO. 2021-09-0005

Date: September 30, 2021

Funding Source: Regular Agency Fund - General Fund - New General Appropriations - Specific Budgets
 of National Government Agencies

Legal Basis: R.A NO 11518 Regular 2021 CURRENT

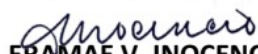
DEFICIENT ITEMS (TO) :

PROGRAMS / PROJECTS / ACTIVITIES	RESPONSIBILITY CENTER	ALLOTMENT CLASS	OBJECT OF EXPENDITURES	AMOUNT
1000000000000000	310100100001000 - Quality Control and Inspection	MOOE	5021306001 - Motor Vehicles	23,009.60
- Nothing Follows -				
Total :				23,009.60

SOURCE ITEMS (FROM) :

PROGRAMS / PROJECTS / ACTIVITIES	RESPONSIBILITY CENTER	ALLOTMENT CLASS	OBJECT OF EXPENDITURES	AMOUNT
1000000000000000	310100100001000 - Quality Control and Inspection	MOOE	5020301002 - Office Supplies Expenses	23,009.60
- Nothing Follows -				
Total :				23,009.60

Prepared by:


ERAMAE V. INOCENCIO

Administrative Officer V, Budget Section

Recommended by:


MARIA THERESA B. OLIVEROS

OIC - Finance and Administrative Division

Approved by:


WILFREDO C. ROLDAN

Executive Director

Department of Agriculture
 Agency/Operating Unit : FERTILIZER AND PESTICIDE AUTHORITY
 Address : FPA BLDG., BAI COMPOUND, VISAYAS AVE., QUEZON CITY

MODIFICATION ADVICE FORM (MAF) NO. 2021-06-001

Date: September 30, 2021

Funding Source: Regular Agency Fund - General Fund - New General Appropriations - Specific Budgets of National Government Agencies


Legal Basis: R.A NO 11518 Regular 2021 CURRENT


DEFICIENT ITEMS (TO) :

PROGRAMS / PROJECTS / ACTIVITIES	RESPONSIBILITY CENTER	ALLOTMENT CLASS	OBJECT OF EXPENDITURES	AMOUNT
1000000000000000	310100100001000 - Quality Control and Inspection	MOOE	5029905001 - Rents - Building and Structures	161,205.60
- Nothing Follows -				
Total :				161,205.60

SOURCE ITEMS (FROM) :

PROGRAMS / PROJECTS / ACTIVITIES	RESPONSIBILITY CENTER	ALLOTMENT CLASS	OBJECT OF EXPENDITURES	AMOUNT
1000000000000000	310100100001000 - Quality Control and Inspection	MOOE	5021199000 - Other Professional Services	161,205.60
- Nothing Follows -				
Total :				161,205.60

Prepared by:

ERAMAE V. INOCENCIO
 Administrative Officer V, Budget Section

Recommended by:

MARIA THERESA B. OLIVEROS
 OIC - Finance and Administrative Division

Approved by:

WILFREDO C. ROLDAN
 Executive Director