

Particulars	UACS CODE	Appropriation			Allotments					Current Year Obligations				Current Year Disbursements				Balances					
		Authorized Appropriation	Adjustments (Transfer To)/From, Realignment)	Adjusted Appropriations	Allotments Received	Adjustments (Withdrawal, Realignment)	Transfer To	Transfer From	Adjusted Total Allotments	1st Quarter Ending March 31	2nd Quarter Ending June 30	3rd Quarter Ending Sept. 30	4th Quarter Ending Dec. 31	Total	1st Quarter Ending March 31	2nd Quarter Ending June 30	3rd Quarter Ending Sept. 30	4th Quarter Ending Dec. 31	Total	Unreleased Appropriations	Unobligated Allotment	Unpaid Obligations (15-29) = (23+24)	
										11	12	13	14	15	16	17	18	19	20	21=(5-19)	22=(16-18)	23	24
Janitorial Services	5021202000							643,593.00					643,593.00	55,688.88					55,688.88		(643,593.00)	587,904.72	
Janitorial Services	5021202000							643,593.00					643,593.00	55,688.88					55,688.88		(643,593.00)	587,904.72	
Security Services	5021203000							772,868.10					772,868.10	188,290.99					188,290.99		(772,868.10)	584,577.11	
Security Services	5021203000							772,868.10					772,868.10	188,290.99					188,290.99		(772,868.10)	584,577.11	
Repairs and Maintenance	5021300000							325,069.17					325,069.17	153,045.22					153,045.22		(325,069.17)	172,023.85	
Repairs and Maintenance - Buildings and Other Structures	5021304000							25,180.00					25,180.00	25,180.00					25,180.00		(25,180.00)		
Other Structures	5021304099							25,180.00					25,180.00	25,180.00					25,180.00		(25,180.00)		
Repairs and Maintenance - Machinery and Equipment	5021305000							160,838.00					160,838.00	14,798.00					14,798.00		(160,838.00)	146,040.00	
Other Machinery and Equipment	5021305099							160,838.00					160,838.00	14,798.00					14,798.00		(160,838.00)	146,040.00	
Repairs and Maintenance - Transportation Equipment	5021306000							139,051.17					139,051.17	113,067.22					113,067.22		(139,051.17)	25,983.99	
Other Transportation Equipment	5021306099							139,051.17					139,051.17	113,067.22					113,067.22		(139,051.17)	25,983.99	
Taxes, Insurance Premiums and Other Fees	5021500000							537,851.41					537,851.41	9,236.18					9,236.18		(537,851.41)		
Taxes, Duties and Licenses	5021501000							9,236.18					9,236.18	9,236.18					9,236.18		(9,236.18)		
Fidelity Bond Premiums	5021502000							4,500.00					4,500.00	4,500.00					4,500.00		(4,500.00)		
Fidelity Bond Premiums	5021502000							4,500.00					4,500.00	4,500.00					4,500.00		(4,500.00)		
Insurance Expenses	5021503000							524,115.23					524,115.23	524,115.23					524,115.23		(524,115.23)		
Insurance Expenses	5021503000							524,115.23					524,115.23	524,115.23					524,115.23		(524,115.23)		
Other Maintenance and Operating Expenses	5029900000							929,204.97					929,204.97	807,049.97					807,049.97		(929,204.97)	322,155.00	
Printing and Publication Expenses	5029902000							266,242.50					266,242.50	157,087.50					157,087.50		(266,242.50)	109,155.00	
Printing and Publication Expenses	5029902000							266,242.50					266,242.50	157,087.50					157,087.50		(266,242.50)	109,155.00	
Representation Expenses	5029903000							144,427.59					144,427.59	144,427.59					144,427.59		(144,427.59)		
Representation Expenses	5029903000							144,427.59					144,427.59	144,427.59					144,427.59		(144,427.59)		
Rent/Lease Expenses	5029905000							518,534.88					518,534.88	305,534.88					305,534.88		(518,534.88)	213,000.00	
Rent/Lease Expenses	5029905000							518,534.88					518,534.88	305,534.88					305,534.88		(518,534.88)	213,000.00	
Rents - Building and Structures	5029905001							331,835.48					331,835.48	250,635.48					250,635.48		(331,835.48)	81,000.00	
Rents - Building and Structures	5029905001							331,835.48					331,835.48	250,635.48					250,635.48		(331,835.48)	81,000.00	
Rents - Equipment	5029905004							186,899.40					186,899.40	54,899.40					54,899.40		(186,899.40)	132,000.00	
Rents - Equipment	5029905004							186,899.40					186,899.40	54,899.40					54,899.40		(186,899.40)	132,000.00	
II. Automatic Appropriations																							
Retirement and Life Insurance Premiums	01104102							1,825,892.35					1,825,892.35	1,208,531.88					1,208,531.88		(1,825,892.35)	617,360.47	
Personnel Services								1,825,892.35					1,825,892.35	1,208,531.88					1,208,531.88		(1,825,892.35)	617,360.47	
Personnel Benefit Contributions	5010300000							1,825,892.35					1,825,892.35	1,208,531.88					1,208,531.88		(1,825,892.35)	617,360.47	
Retirement and Life Insurance Premiums	5010301000							1,825,892.35					1,825,892.35	1,208,531.88					1,208,531.88		(1,825,892.35)	617,360.47	
Retirement and Life Insurance Premiums	5010301000							1,825,892.35					1,825,892.35	1,208,531.88					1,208,531.88		(1,825,892.35)	617,360.47	
III. Special Purpose Fund																							
Pension and Gratuity Fund	01101407			151,950.00	151,950.00	151,950.00		151,950.00	151,949.19				151,949.19	151,949.19					151,949.19			.81	
Personnel Services				151,950.00	151,950.00	151,950.00		151,950.00	151,949.19				151,949.19	151,949.19					151,949.19			.81	
Other Personnel Benefits	5010400000			151,950.00	151,950.00	151,950.00		151,950.00	151,949.19				151,949.19	151,949.19					151,949.19			.81	
Terminal Leave Benefits	5010403000			151,950.00	151,950.00	151,950.00		151,950.00	151,949.19				151,949.19	151,949.19					151,949.19			.81	
Terminal Leave Benefits - Civilian	5010403001			151,950.00	151,950.00	151,950.00		151,950.00	151,949.19				151,949.19	151,949.19					151,949.19			.81	
GRAND TOTAL				151,950.00	151,950.00	151,950.00		151,950.00	151,949.19				151,949.19	151,949.19					151,949.19		(31,692,013.14)	5,187,807.84	
Grand Total				151,950.00	151,950.00	151,950.00		151,950.00	151,949.19				151,949.19	151,949.19					151,949.19		(31,692,013.14)	5,187,807.84	

Certified Correct:


Apduhan, Alma

Agency Budget Officer

Date: 15/Apr/2019

Certified Correct:



Agency Chief Accountant

Date:

Recommended By:


Tomimbaning, Gina

Director, FMS

Date: 15/Apr/2019

Approved By:


Roldan, Wilfredo

Head of Agency or Authorized Representative

Date: 15/Apr/2019

This report was generated using the Unified Reporting System on 15/04/2019 16:31

FP - FUND
By: 
Date: 14/11/19

04/2019 - 347

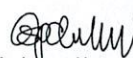
STATEMENT OF APPROPRIATIONS, ALLOTMENTS, OBLIGATIONS, DISBURSEMENTS AND BALANCES
As of the Quarter Ending March 31, 2019

Department: Other Executive Offices
Agency: Fertilizer and Pesticide Authority
Operating Unit: N/A
Organization Code (UACS): 260370000000
Fund Cluster: 01 - Regular Agency Fund


Authorization: 01 - Current Year Appropriations
Report Status: SUBMITTED

Particulars	UACS CODE	Appropriation		Allotments					Current Year Obligations					Current Year Disbursements				Balances					
		Authorized Appropriation	Adjustments (Transfer To/From, Realignment)	Adjusted Appropriations	Allotments Received	Adjustments (Withdrawal, Realignment)	Transfer To	Transfer From	Adjusted Total Allotments	1st Quarter Ending March 31	2nd Quarter Ending June 30	3rd Quarter Ending Sept. 30	4th Quarter Ending Dec. 31	Total	1st Quarter Ending March 31	2nd Quarter Ending June 30	3rd Quarter Ending Sept. 30	4th Quarter Ending Dec. 31	Total	Unreleased Appropriations	Unobligated Allotment	Unpaid Obligations (1520) = (23+24)	Due and Demandable
1	2	3	4	5(3+4)	6	7	8	9	10=(8+37+4+9)	11	12	13	14	15=(11+12+13+14)	16	17	18	19	20=(16+17+18+19)	21=(15-16)	22=(10-15)	23	24
I. Agency Specific Budget																							
Specific Budgets of National Government Agencies	01101101									29,866,121.60					29,866,121.60	25,295,874.23							
General Administration and Support	10000000000000									11,178,277.24					11,178,277.24	9,135,541.75							
General Management and Supervision	100000100001000									11,178,277.24					11,178,277.24	9,135,541.75							
PS										5,550,243.63					5,550,243.63	5,330,243.63							
MOOE										5,628,033.61					5,628,033.61	3,805,298.12							
Operations	30000000000000									18,687,844.36					18,687,844.36	16,160,332.48							
OO - Fertilizer and pesticide products and handlers regulated	3100000000000000									18,687,844.36					18,687,844.36	16,160,332.48							
FERTILIZER AND PESTICIDE REGULATORY PROGRAM	3101000000000000									18,687,844.36					18,687,844.36	16,160,332.48							
Quality Control and Inspection	310100100001000									13,281,269.02					13,281,269.02	11,849,423.53							
PS										8,814,987.22					8,814,987.22	8,314,887.22							
MOOE										4,466,281.80					4,466,281.80	3,334,536.31							
Registration and Licensing	310100100002000									5,406,575.34					5,406,575.34	4,510,908.95							
PS										3,270,322.02					3,270,322.02	3,117,522.02							
MOOE										2,136,253.32					2,136,253.32	1,393,386.93							
Sub-Total, Agency-Specific										29,866,121.60					29,866,121.60	25,295,874.23							
PS										17,635,552.87					17,635,552.87	16,762,852.87							
MOOE										12,230,568.73					12,230,568.73	8,533,221.36							
II. Automatic Appropriations																							
Retirement and Life Insurance Premiums	01104102									1,825,892.35					1,825,892.35	1,208,531.88							
General Administration and Support	1000000000000000									571,559.44					571,559.44	365,097.16							
General Management and Supervision	100000100001000									571,559.44					571,559.44	365,097.16							
PS										571,559.44					571,559.44	365,097.16							
Operations	3000000000000000									1,254,332.91					1,254,332.91	843,434.72							
OO - Fertilizer and pesticide products and handlers regulated	3100000000000000									1,254,332.91					1,254,332.91	843,434.72							
FERTILIZER AND PESTICIDE REGULATORY PROGRAM	3101000000000000									1,254,332.91					1,254,332.91	843,434.72							
Quality Control and Inspection	310100100001000									908,955.32					908,955.32	615,480.56							
PS										908,955.32					908,955.32	615,480.56							
Registration and Licensing	310100100002000									345,377.59					345,377.59	227,954.16							
PS										345,377.59					345,377.59	227,954.16							
Sub-Total, Automatic Appropriations										1,825,892.35					1,825,892.35	1,208,531.88							
PS										1,825,892.35					1,825,892.35	1,208,531.88							
III. Special Purpose Fund																							
Pension and Gratuity Fund	01101407									151,949.19					151,949.19	151,949.19							
Purpose	4000000000000000									151,949.19					151,949.19	151,949.19							
Pension and Gratuity Fund	4008000000000000									151,949.19					151,949.19	151,949.19							
For payment of monetization of lease credits	40080000000004000									151,949.19					151,949.19	151,949.19							
PS										151,949.19					151,949.19	151,949.19							
Sub-Total, SPF										151,949.19					151,949.19	151,949.19							
PS										151,949.19					151,949.19	151,949.19							
BRAND TOTAL										151,950.00					151,950.00	151,949.19							
PS										151,950.00					151,950.00	151,949.19							
MOOE																							
GRAND TOTAL										151,950.00					151,950.00	31,843,963.14							
PS										151,950.00					151,950.00	19,613,394.41							
MOOE															12,230,568.73								


Certified Correct:


Apdunan, Alma
Budget Officer
Date: 15/Apr/2019

Certified Correct:



Tomimbang, Gina
Chief Accountant
Date:

Recommended By:


Rolcan, Wilfredo
Director, FMS
Date: 15/Apr/2019

Approved By:


Rolcan, Wilfredo
Agency Head/Department
Date: 15/Apr/2019

FPA-PMID
By: 
Date: 4/11/19
042019 - 348

LIST OF ALLOTMENTS AND SUB-ALLOTMENTS
As of the Quarter Ending March 31, 2019

Department: Other Executive Offices
Agency: Fertilizer and Pesticide Authority
Operating Unit: N/A
Organization Code (UACS): 260370000000
Fund Cluster: 01 - Regular Agency Fund

Authorization: 01 - Current Year Appropriations
Report Status: SUBMITTED

No.	Allotments / Sub-Allotments		Funding Source		Allotments					Sub-Allotment to Regions/Operating Units					Total Allotments / Net of Sub-allotments				
	Number	Date	Description	UACS Code	PS	MOOE	CO	FINEX	Total	PS	MOOE	CO	FINEX	Total	PS	MOOE	CO	FINEX	Total
1	2	3	4	5	6	7	8	9	10= (6+7+8+9)	11	12	13	14	15= (11+12+13+14)	16	17	18	19	20= (16+17+18+19)
	A. Allotments Received From DBM																		
	B. Sub-allotments received from Central Office/Regional Office																		
1	SARO-BMB-E-19-0001639	2019-02-22	Pension and Gratuity Fund	01101407	151,950.00				151,950.00						151,950.00				151,950.00
	Sub-total				151,950.00				151,950.00						151,950.00				151,950.00
	Total Allotments				151,950.00				151,950.00						151,950.00				151,950.00
			Summary by Funding Source Code:																
			Pension and Gratuity Fund	01101407	151,950.00				151,950.00						151,950.00				151,950.00

Certified Correct:


Apduhan, Alma

Budget Officer

Date: 15/Apr/2019