

STATEMENT OF APPROPRIATIONS, ALLOTMENTS, OBLIGATIONS, DISBURSEMENTS AND BALANCES
As of the Quarter Ending September 30, 2018


Department: Other Executive Offices
Agency: Fertilizer and Pesticide Authority
Operating Unit: N/A
Organization Code (UACS): 260370000000
Fund Cluster: 01 - Regular Agency Fund

Authorization: 01 - Current Year Appropriations
Report Status: SUBMITTED


Table with columns: Particulars, UACS CODE, Appropriation, Allotments, Current Year Obligations, Current Year Disbursements, Balances. Rows include categories like Agency Specific Budget, Automatic Appropriations, and Special Purpose Fund.

Particulars	UACS CODE	Appropriation			Allotments					Current Year Obligations				Current Year Disbursements				Balances							
		Authorized Appropriation	Adjustments (Transfer (To)/From, Realignment)	Adjusted Appropriations	Allotments Received	Adjustments (Withdrawal, Realignment)	Transfer To	Transfer From	Adjusted Total Allotments	1st Quarter Ending March 31	2nd Quarter Ending June 30	3rd Quarter Ending Sept. 30	4th Quarter Ending Dec. 31	Total	1st Quarter Ending March 31	2nd Quarter Ending June 30	3rd Quarter Ending Sept. 30	4th Quarter Ending Dec. 31	Total	Unreleased Appropriations	Unobligated Allotment	Unpaid Obligations (15-20) = (23+24)			
																						Due and Demandable	Not Yet Due and Demandable		
1	2	3	4	5=(3+4)	6	7	8	9	10=[(8)+(7)+9]	11	12	13	14	15=[(11)+(12)+(13)+(14)]	16	17	18	19	20=[(16)+(17)+(18)+(19)]	21=(5-10)	22=(10-15)	23	24		
MOOE																									
Fin Ex																									
CO																									
<b>GRAND TOTAL</b>																									
PS		133,625,000.00	38,188,988.00	169,613,988.00	163,267,053.00	2,888,544.00			166,155,597.00	29,559,806.62	37,198,621.60	33,995,401.51		100,823,628.73	21,997,145.02	40,220,208.30	32,005,882.20		94,223,215.52	3,658,391.00	65,331,767.27	1,055,882.09	5,544,752.12		
MOOE		58,613,000.00	38,188,988.00	94,801,988.00	88,255,053.00	2,888,544.00			91,143,597.00	18,918,293.23	23,699,162.21	21,019,819.84		63,697,275.34	17,283,632.72	24,316,373.72	20,840,944.14		62,441,150.59	3,658,391.00	27,508,321.66		1,198,124.78		
Fin Ex		52,630,000.00		52,630,000.00	52,630,000.00				52,630,000.00	8,366,460.13	12,272,366.59	11,729,199.67		32,368,058.39	4,719,312.30	12,671,804.58	10,780,479.08		28,365,595.94		20,231,944.61	777,223.09	3,255,238.39		
CO		22,382,000.00		22,382,000.00	22,382,000.00				22,382,000.00	2,345,023.20	1,227,090.80	1,216,392.00		4,788,496.00		3,032,030.00	384,439.00		3,416,469.00		17,593,504.00	278,638.00	1,093,386.00		


Certified Correct:

  
 Apduhan, Alma  
 Budget Officer  
 Date: 15/Oct/2018

Certified Correct:

  
 GINA C. TOMIMBANG  
 Chief Accountant  
 Date:

Recommended By:

  
 GINA C. TOMIMBANG  
 Officer-In-Charge, FAD  
 Date: 15/Oct/2018

Approved By:

  
 Roldan, Wilfredo  
 Agency Head/Department  
 Date: 15/Oct/2018

SUMMARY OF APPROPRIATIONS, ALLOTMENTS, OBLIGATIONS AND BALANCES BY OBJECT OF EXPENDITURES
As of the Quarter Ending September 30, 2018

Department: Other Executive Offices
Agency: Fertilizer and Pesticide Authority
Operating Unit: N/A
Organization Code (UACS): 26037000000
Fund Cluster: 01 - Regular Agency Fund

Authorization: 01 - Current Year Appropriations
Report Status: SUBMITTED

Table with columns: Particulars, UACS CODE, Appropriation, Allotments, Current Year Obligations, Current Year Disbursements, Balances. Includes rows for Agency Specific Budget, Personnel Services, Salaries and Wages, and various expense categories.

Particulars	UACS CODE	Appropriation				Allotments				Current Year Obligations					Current Year Disbursements					Balances				
		Authorized Appropriation	Adjustments (Transfer To/From, Realignment)	Adjusted Appropriations	Allotments Received	Adjustments (Withdrawal, Realignment)	Transfer To	Transfer From	Adjusted Total Allotments	1st Quarter Ending March 31	2nd Quarter Ending June 30	3rd Quarter Ending Sept. 30	4th Quarter Ending Dec. 31	Total	1st Quarter Ending March 31	2nd Quarter Ending June 30	3rd Quarter Ending Sept. 30	4th Quarter Ending Dec. 31	Total	Unreleased Appropriations	Unobligated Allotment	Unpaid Obligations (15-20) = (23+24)		
										11	12	13	14		15*	16	17	18				19	20*	21*(5-6)
Postage and Courier Services	5020501000	498,000.00		498,000.00	498,000.00			498,000.00	27,371.25	57,209.84	85,594.70		170,175.79	18,129.15	66,451.94	78,763.72		163,344.81			327,624.21		6,830.98	
Telephone Expenses	5020502000	1,691,000.00	128,005.42	1,819,005.42	1,691,000.00	128,005.42		1,819,005.42	284,550.79	394,148.91	316,009.92		973,709.59	169,294.59	492,154.73	300,312.92		951,762.21			845,295.83		21,973.38	
Mobile	5020502001	1,334,000.00	88,296.13	1,422,296.13	1,334,000.00	88,296.13		1,422,296.13	191,546.44	228,604.92	219,763.21		639,914.57	123,689.29	289,319.07	207,396.21		620,397.57			780,462.56		19,426.00	
Landline	5020502002	357,000.00	41,709.29	398,709.29	357,000.00	41,709.29		398,709.29	73,005.32	165,543.99	96,246.71		333,896.02	65,598.27	172,841.69	92,926.71		334,364.64			64,813.27		2,531.38	
Internal Subscription Expenses	5020503000	712,000.00	27,459.59	739,459.59	712,000.00	27,459.59		739,459.59	29,659.15	47,789.88	67,174.16		144,623.17	29,659.15	47,789.88	67,174.16		138,620.36			594,836.42		5,602.91	
Internet Subscription Expenses	5020503000	712,000.00	27,459.59	739,459.59	712,000.00	27,459.59		739,459.59	29,659.15	47,789.88	67,174.16		144,623.17	29,659.15	47,789.88	67,174.16		138,620.36			594,836.42		5,602.91	
Confidential, Intelligence and Extraordinary Expenses	5021000000	115,000.00	55,461.83	170,461.83	115,000.00	55,461.83		170,461.83	32,061.83	40,000.00	98,400.00		170,461.83	32,061.83	40,000.00	98,400.00		170,461.83						
Extraordinary and Miscellaneous Expenses	5021003000	115,000.00	55,461.83	170,461.83	115,000.00	55,461.83		170,461.83	32,061.83	40,000.00	98,400.00		170,461.83	32,061.83	40,000.00	98,400.00		170,461.83						
Extraordinary and Miscellaneous Expenses	5021003000	115,000.00	55,461.83	170,461.83	115,000.00	55,461.83		170,461.83	32,061.83	40,000.00	98,400.00		170,461.83	32,061.83	40,000.00	98,400.00		170,461.83						
Professional Services	5021100000	6,955,000.00	1,224,459.66	8,189,459.66	6,955,000.00	1,224,459.66		8,189,459.66	2,077,603.35	1,970,347.00	2,592,843.03		6,640,793.38	1,469,598.74	1,640,607.41	2,896,148.30		6,109,350.45			1,549,698.28		534,442.93	
Legal Services	5021101000	360,000.00		360,000.00	360,000.00			360,000.00	13,558.38				13,558.38					13,558.38						
Legal Services	5021101000	360,000.00		360,000.00	360,000.00			360,000.00	13,558.38				13,558.38					13,558.38						
Auditing Services	5021102000	50,000.00		50,000.00	50,000.00			50,000.00		2,598.60			2,598.60					2,598.60						
Auditing Services	5021102000	50,000.00		50,000.00	50,000.00			50,000.00		2,598.60			2,598.60					2,598.60						
Other Professional Services	5021199000	6,555,000.00	1,224,459.66	7,779,459.66	6,555,000.00	1,224,459.66		7,779,459.66	2,064,044.97	1,967,748.40	2,592,843.03		6,624,636.40	1,456,038.36	1,938,008.81	2,696,146.30		6,060,193.47			1,154,923.26		534,442.93	
Other Professional Services	5021199000	6,555,000.00	1,224,459.66	7,779,459.66	6,555,000.00	1,224,459.66		7,779,459.66	2,064,044.97	1,967,748.40	2,592,843.03		6,624,636.40	1,456,038.36	1,938,008.81	2,696,146.30		6,060,193.47			1,154,923.26		534,442.93	
General Services	5021200000	1,660,000.00		1,660,000.00	1,660,000.00			1,660,000.00	143,143.80	1,407,059.66	54,703.50		1,604,906.96	107,357.65	450,500.00	384,651.90		942,420.35			55,093.04			
Janitorial Services	5021202000	860,000.00		860,000.00	860,000.00			860,000.00	600,101.77	54,703.50			654,805.27		164,213.00	169,848.20		334,059.20			5,194.73			
Janitorial Services	5021202000	860,000.00		860,000.00	860,000.00			860,000.00	600,101.77	54,703.50			654,805.27		164,213.00	169,848.20		334,059.20			5,194.73			
Security Services	5021203000	800,000.00		800,000.00	800,000.00			800,000.00	143,143.80	806,957.89			950,101.69	107,357.65	288,287.90	214,715.70		608,361.15			9,893.31			
Security Services	5021203000	800,000.00		800,000.00	800,000.00			800,000.00	143,143.80	806,957.89			950,101.69	107,357.65	288,287.90	214,715.70		608,361.15			9,893.31			
Other General Services	5021299000	40,000.00		40,000.00	40,000.00			40,000.00										40,000.00						
Other General Services	5021299000	40,000.00		40,000.00	40,000.00			40,000.00										40,000.00						
Repairs and Maintenance - Buildings and Other Structures	5021300000	180,000.00	33,937.75	213,937.75	180,000.00	33,937.75		213,937.75	19,994.50	117,969.50	59,895.75		197,578.75	19,994.50	42,587.00	59,895.75		122,177.25			16,359.00		75,401.50	
Repairs and Maintenance - Machinery and Equipment	5021305000	310,000.00	45,552.58	355,552.58	310,000.00	45,552.58		355,552.58	73,029.32	29,214.50	263,308.76		355,552.58	9,650.00	63,379.32	109,809.76		182,838.08			37,200.00		135,514.50	
Other Machinery and Equipment	5021305009	310,000.00	45,552.58	355,552.58	310,000.00	45,552.58		355,552.58	73,029.32	29,214.50	263,308.76		355,552.58	9,650.00	63,379.32	109,809.76		182,838.08			37,200.00		135,514.50	
Repairs and Maintenance - Transportation Equipment	5021308000	830,000.00	56,542.37	886,542.37	830,000.00	56,542.37		886,542.37	173,058.37	208,937.82	227,211.48		609,807.67	74,563.10	262,516.71	237,602.60		574,682.41		277,734.70		26,414.74	7,693.52	
Other Transportation Equipment	5021308009	830,000.00	56,542.37	886,542.37	830,000.00	56,542.37		886,542.37	173,058.37	208,937.82	227,211.48		609,807.67	74,563.10	262,516.71	237,602.60		574,682.41			277,734.70		26,414.74	7,693.52
Repairs and Maintenance - Furniture and Fixtures	5021307000	100,000.00	(45,552.58)	54,447.42	100,000.00	(45,552.58)		54,447.42										54,447.42						
Repairs and Maintenance - Furniture and Fixtures	5021307000	100,000.00	(45,552.58)	54,447.42	100,000.00	(45,552.58)		54,447.42										54,447.42						
Financial Assistance/Subsidy	5021400000	5,000,000.00		5,000,000.00	5,000,000.00			5,000,000.00										5,000,000.00						
Financial Assistance to NGOs	5021402000	5,000,000.00		5,000,000.00	5,000,000.00			5,000,000.00										5,000,000.00						
Taxes, Insurance Premiums and Other Fees	5021500000	1,573,000.00	12,627.67	1,585,627.67	1,573,000.00	12,627.67		1,585,627.67	50,643.00	322,024.03	145,995.49		518,632.52	40,765.80	331,901.13	139,465.49		512,132.52			1,005,995.15		6,500.00	
Taxes, Duties and Licenses	5021501000	346,000.00	12,627.67	358,627.67	346,000.00	12,627.67		358,627.67	13,041.37	32,931.38	16,334.74		61,907.49	13,041.37	32,931.38	16,334.74		61,907.49			256,720.18			
Fidelity Bond Premiums	5021502000	507,000.00		507,000.00	507,000.00			507,000.00		30,720.41	67,750.06		98,470.47		30,720.41	67,750.06		98,470.47			408,529.53			
Fidelity Bond Premiums	5021502000	507,000.00		507,000.00	507,000.00			507,000.00		30,720.41	67,750.06		98,470.47		30,720.41	67,750.06		98,470.47			408,529.53			
Insurance Expenses	5021503000	720,000.00		720,000.00	720,000.00			720,000.00	37,601.63	258,772.24	61,890.69		358,254.56	27,724.53	268,649.34	55,380.69		351,754.56			381,745.44		6,500.00	
Insurance Expenses	5021503000	720,000.00		720,000.00	720,000.00			720,000.00	37,601.63	258,772.24	61,890.69		358,254.56	27,724.53	268,649.34	55,380.69		351,754.56			381,745.44		6,500.00	
Other Maintenance and Operating Expenses	5021900000	3,593,000.00	(195,613.85)	3,397,386.15	3,593,000.00	(195,613.85)		3,397,386.15	393,049.07	872,024.67	800,027.00		1,865,100.74	221,584.02	525,711.40	578,382.63		1,325,658.05		1,622,285.41	80,000.00	459,442.89		
Advertising Expenses	5022901000	100,000.00		100,000.00	100,000.00			100,000.00	29,284.20	11,424.00			40,708.20		40,708.20			40,708.20			59,291.80			
Advertising Expenses	5022901000	100,000.00		100,000.00	100,000.00			100,000.00	29,284.20	11,424.00			40,708.20		40,708.20			40,708.20			59,291.80			
Printing and Publication Expenses	5022902000	780,000.00		780,000.00	780,000.00			780,000.00					80,000.00		10,000.00			10,000.00			690,000.00	80,000.00		
Printing and Publication Expenses	5022902000	780,000.00		780,000.00	780,000.00			780,000.00					80,000.00		10,000.00									

Particulars	IACS CODE	Appropriation			Allotments					Current Year Obligations					Current Year Disbursements					Balances								
		Authorized Appropriation	Adjustments (Transfer (To)/From, Realignment)	Adjusted Appropriations	Allotments Received	Adjustments (Withdrawal, Realignment)	Transfer To	Transfer From	Adjusted Total Allotments	1st Quarter Ending March 31	2nd Quarter Ending June 30	3rd Quarter Ending Sept. 30	4th Quarter Ending Dec. 31	Total	1st Quarter Ending March 31	2nd Quarter Ending June 30	3rd Quarter Ending Sept. 30	4th Quarter Ending Dec. 31	Total	Unreleased Appropriations	Unobligated Allotment	Unpaid Obligations (15-20) = (23+24)						
																						Due and Demandable	Not Yet Due and Demandable					
1	2	3	4	5=(3+4)	6	7	8	9	10=(6+(-7)-8+9)	11	12	13	14	15=(11+12+13+14)	16	17	18	19	20=(16+17+18+19)	21=(5-10)	22=(10-15)	23	24					
Other Personnel Benefits	5010499000		32,024,037.00	32,024,037.00	32,024,037.00				32,024,037.00					12,010,524.85					12,004,301.59					12,004,301.59		20,013,512.15		6,223.26
Lump-sum for Filling of Positions - Civilian	5010499007		32,024,037.00	32,024,037.00	32,024,037.00				32,024,037.00					12,010,524.85					12,004,301.59					12,004,301.59		20,013,512.15		6,223.26
GRAND TOTAL																												
Grand Total		133,825,000.00	38,188,888.00	169,813,888.00	163,267,053.00		2,888,544.00		166,155,597.00	29,658,805.62	37,198,621.60	33,985,401.51		100,823,828.73	21,997,145.02	40,220,208.30	32,005,862.20		94,223,215.52	3,658,391.00	65,331,767.27	1,055,862.09	5,544,752.12					

Certified Correct:



ALMA T. APDUHAN  
Administrative Officer V

Agency Budget Officer

Date: 15/Oct/2018

Certified Correct:



Tomimbang, Gina

Agency Chief Accountant

Date:

Recommended By:



GINA C. TOMIMBANG  
Officer-in-Charge, FAD

Date: 15/Oct/2018

Approved By:



Roldan Wilfredo

Head of Agency or Authorized Representative

Date: 15/Oct/2018

This report was generated using the Unified Reporting System on 15/10/2018 16:22

LIST OF ALLOTMENTS AND SUB-ALLOTMENTS  
As of the Quarter Ending September 30, 2018

Department: Other Executive Offices  
Agency: Fertilizer and Pesticide Authority  
Operating Unit: N/A  
Organization Code (UACS): 260370000000  
Fund Cluster: 01 - Regular Agency Fund

Authorization: 01 - Current Year Appropriations  
Report Status: SUBMITTED

No.	Allotments / Sub-Allotments		Funding Source		Allotments					Sub-Allotment to Regions/Operating Units				Total Allotments / Net of Sub-allotments					
	Number	Date	Description	UACS Code	PS	MOOE	CO	FINEX	Total	PS	MOOE	CO	FINEX	Total	PS	MOOE	CO	FINEX	Total
1	2	3	4	5	6	7	8	9	10= (6+7+8+9)	11	12	13	14	15= (11+12+13+14)	16	17	18	19	20= (16+17+18+19)
A. Allotments Received From DBM																			
1	GAA FY 2018	2018-01-15	Specific Budgets of National Government Agencies	01101101	49,174,000.00	52,630,000.00	22,382,000.00		124,186,000.00						49,174,000.00	52,630,000.00	22,382,000.00		124,186,000.00
2	GARO No. 2018-1	2018-01-15	Retirement and Life Insurance Premiums	01104102	4,450,000.00				4,450,000.00						4,450,000.00				4,450,000.00
3	SARO-BMB-E-18-0000177	2018-01-19	Pension and Gratuity Fund	01101407	311,177.00				311,177.00						311,177.00				311,177.00
4	SARO-BMB-E-18-0014269	2018-06-22	Miscellaneous Personnel Benefits Fund	01101406	32,024,037.00				32,024,037.00						32,024,037.00				32,024,037.00
5	SARO-BMB-E-18-0014271	2018-06-22	Retirement and Life Insurance Premiums	01104102	2,888,544.00				2,888,544.00						2,888,544.00				2,888,544.00
6	SARO-BMB-E-18-0015703	2018-07-13	Specific Budgets of National Government Agencies	01101101	1,330,609.00				1,330,609.00						1,330,609.00				1,330,609.00
7	SARO-BMB-E-18-0015704	2018-07-13	Pension and Gratuity Fund	01101407	416,295.00				416,295.00						416,295.00				416,295.00
8	SARO-BMB-E-18-0017121	2018-08-03	Pension and Gratuity Fund	01101407	309,909.00				309,909.00						309,909.00				309,909.00
9	SARO-BMB-E-180002748	2018-04-19	Pension and Gratuity Fund	01101407	224,773.00				224,773.00						224,773.00				224,773.00
10	SARO-BMB-E-6298	2018-03-21	Pension and Gratuity Fund	01101407	14,253.00				14,253.00						14,253.00				14,253.00
Sub-total					91,143,597.00	52,630,000.00	22,382,000.00		166,155,597.00						91,143,597.00	52,630,000.00	22,382,000.00		166,155,597.00
B. Sub-allotments received from Central Office/Regional Office																			
Total Allotments					91,143,597.00	52,630,000.00	22,382,000.00		166,155,597.00						91,143,597.00	52,630,000.00	22,382,000.00		166,155,597.00
Summary by Funding Source Code:																			
			Miscellaneous Personnel Benefits Fund	01101406	32,024,037.00				32,024,037.00						32,024,037.00				32,024,037.00
			Specific Budgets of National Government Agencies	01101101	50,504,609.00	52,630,000.00	22,382,000.00		125,516,609.00						50,504,609.00	52,630,000.00	22,382,000.00		125,516,609.00
			Pension and Gratuity Fund	01101407	1,276,407.00				1,276,407.00						1,276,407.00				1,276,407.00
			Retirement and Life Insurance Premiums	01104102	7,338,544.00				7,338,544.00						7,338,544.00				7,338,544.00

Certified Correct:



Apduhan, Alma  
Budget Officer

Date: 15/Oct/2018

QUARTERLY PHYSICAL REPORT OF OPERATION  
As of 2018 September 30

Department: Other Executive Offices  
 Appropriations: Current Year Appropriations  
 Agency: Fertilizer and Pesticide Authority  
 Operating Unit: N/A  
 Organization Code (UACS): 260370000000  
 Report Status: SUBMITTED

Particulars	UACS CODE	Physical Targets					Physical Accomplishments					Variance as of September 30 2018	Remarks
		1st Quarter	2nd Quarter	3rd Quarter	4th Quarter	Total	1st Quarter	2nd Quarter	3rd Quarter	4th Quarter	Total		
1	2	3	4	5	6	7= (3+4+5+6)	8	9	10	11	12= (8+9+10+11)	13	14
Part A													
I. Operations													
OO : Fertilizer and pesticide products and handlers regulated													
FERTILIZER AND PESTICIDE REGULATORY PROGRAM	3101000000000000												
Outcome Indicators													
1. Percentage of handlers and products monitored/inspected with detected violations						1%	1.03%	0.91%	1.05%		1%	0%	There were 17,367 handlers and 41,533 products monitored/inspected nationwide. And out of the 58,900, there were 589 violations detected wherein NV & SUMS Orders were issued.
2. Percentage of Notice of Violations and Order issuances that resulted into cases filed/litigated						0%	0.50%	0.58%	0%		0.34%	-0.34%	Out of the total 589 Orders issued, 2 were resulted into cases filed, one at the Regional Trial Court in Benguet and the other one at the Province of Iloilo for selling unregistered pesticide products.
Output Indicators													
1. Percentage of regulatory documents issued within the prescribed time frame						93%	78%	98%	99%		94%	-1%	A total of 13,318 regulatory documents were issued. However, out of the total, 94% or 12,579 regulatory documents were issued within the prescribed time frame.
2. Percentage of submitted reports that resulted in the issuance of notice of violations and penalties imposed						1%	1.8%	7.2%	4%		4%	-3%	There were 7,646 Official Receipts issued. And 4% of the total ORs issued or 320 ORs have collections for surcharges.
II. Projects													

Particulars	UACS CODE	Physical Targets					Physical Accomplishments					Variance as of September 30 2018	Remarks
		1st Quarter	2nd Quarter	3rd Quarter	4th Quarter	Total	1st Quarter	2nd Quarter	3rd Quarter	4th Quarter	Total		
1	2	3	4	5	6	7= (3+4+5+6)	8	9	10	11	12= (8+9+10+11)	13	14
Operations	3000000000000000												
OO : Fertilizer and pesticide products and handlers regulated	3100000000000000												
FERTILIZER AND PESTICIDE REGULATORY PROGRAM	3101000000000000												
Locally-Funded Project(s)	3101002000000000												
Organic Fertilizer Development Program	310100200001000												

Prepared By:

*Digna M. De Leon*  
**DIGNA M. DE LEON**

Planning Officer V

Date: 15/Oct/2018

In coordination with:

*Gina C. Tomimbang*  
**GINA C. TOMIMBANG**

Officer-in-Charge, FAD

Date: 15/Oct/2018

Approved By:

*Wilfredo Roldan*  
**Wilfredo Roldan**

Agency Head/Department Secretary

Date: 15/Oct/2018

This report was generated using the Unified Reporting System on 15/10/2018 16:25