

SUMMARY OF APPROPRIATIONS, ALLOTMENTS, OBLIGATIONS AND BALANCES BY OBJECT OF EXPENDITURES
As of the Quarter Ending December 31, 2017


Department: Other Executive Offices
Agency: Fertilizer and Pesticide Authority
Operating Unit: N/A
Organization Code (UACS): 26037000000
Fund Cluster: 01 - Regular Agency Fund

Authorization: 01 - Current Year Appropriations
Report Status: SUBMITTED

Table with columns: Particulars, UACS CODE, Appropriation, Allotments, Current Year Obligations, Current Year Disbursements, Balances. Rows include Agency Specific Budget, Personnel Services, Salaries and Wages, and various allowance categories like FERRA, RA, TA, and Bonus.


Particulars	UACS CODE	Appropriation			Allotments				Current Year Obligations						Current Year Disbursements					Balances				
		Authorized Appropriation	Adjustments (Transfer To)/From, Realignment	Adjusted Appropriations	Allotments Received	Adjustments (Withdrawal, Realignment)	Transfer To	Transfer From	Adjusted Total Allotments	1st Quarter Ending March 31	2nd Quarter Ending June 30	3rd Quarter Ending Sept. 30	4th Quarter Ending Dec. 31	Total	1st Quarter Ending March 31	2nd Quarter Ending June 30	3rd Quarter Ending Sept. 30	4th Quarter Ending Dec. 31	Total	Unreleased Appropriations	Unobligated Allotment	Unpaid Obligations (15-20) = (23+24)		
1	2	3	4	5=(3+4)	6	7	8	9	10=[(6)-(7)-(8)-(9)]	11	12	13	14	15=(11+12+13+14)	16	17	18	19	20=(16+17+18+19)	21=(5-10)	22=(10-10)	23	24	
Retirement and Life Insurance Premiums	01104102	4,208,000.00	1,480,345.00	5,688,345.00	4,208,000.00	1,480,345.00			5,688,345.00	1,209,345.40	1,349,934.77	1,535,737.27	1,591,327.56	5,686,345.00	1,209,345.40	1,349,934.77	1,535,737.27	1,591,327.56	5,686,345.00					
Personnel Services		4,208,000.00	1,480,345.00	5,688,345.00	4,208,000.00	1,480,345.00			5,688,345.00	1,209,345.40	1,349,934.77	1,535,737.27	1,591,327.56	5,686,345.00	1,209,345.40	1,349,934.77	1,535,737.27	1,591,327.56	5,686,345.00					
Personnel Benefit Contributions	5010300000	4,208,000.00	1,480,345.00	5,688,345.00	4,208,000.00	1,480,345.00			5,688,345.00	1,209,345.40	1,349,934.77	1,535,737.27	1,591,327.56	5,686,345.00	1,209,345.40	1,349,934.77	1,535,737.27	1,591,327.56	5,686,345.00					
Retirement and Life Insurance Premiums	5010301000	4,208,000.00	1,480,345.00	5,688,345.00	4,208,000.00	1,480,345.00			5,688,345.00	1,209,345.40	1,349,934.77	1,535,737.27	1,591,327.56	5,686,345.00	1,209,345.40	1,349,934.77	1,535,737.27	1,591,327.56	5,686,345.00					
Retirement and Life Insurance Premiums	5010301000	4,208,000.00	1,480,345.00	5,688,345.00	4,208,000.00	1,480,345.00			5,688,345.00	1,209,345.40	1,349,934.77	1,535,737.27	1,591,327.56	5,686,345.00	1,209,345.40	1,349,934.77	1,535,737.27	1,591,327.56	5,686,345.00					
II. Special Purpose Fund																								
Miscellaneous Personnel Benefits Fund	01101405		17,412,098.00	17,412,098.00	17,412,098.00				17,412,098.00					17,368,653.55	17,368,653.55				15,025,549.34	15,025,549.34	43,444.45	2,343,104.21		
Personnel Services			17,412,098.00	17,412,098.00	17,412,098.00				17,412,098.00					17,368,653.55	17,368,653.55				15,025,549.34	15,025,549.34	43,444.45	2,343,104.21		
Other Compensation	5010200000		1,379,249.00	1,379,249.00	1,379,249.00				1,379,249.00					1,379,249.00	1,379,249.00				1,379,249.00	1,379,249.00				
Other Bonuses and Allowances	5010299000		1,379,249.00	1,379,249.00	1,379,249.00				1,379,249.00					1,379,249.00	1,379,249.00				1,379,249.00	1,379,249.00				
Performance Based Bonus - Civilian	5010299014		1,379,249.00	1,379,249.00	1,379,249.00				1,379,249.00					1,379,249.00	1,379,249.00				1,379,249.00	1,379,249.00				
Other Personnel Benefits	5010400000		16,032,849.00	16,032,849.00	16,032,849.00				16,032,849.00					15,989,404.55	15,989,404.55				13,646,300.34	13,646,300.34	43,444.45	2,343,104.21		
Other Personnel Benefits	5010499000		16,032,849.00	16,032,849.00	16,032,849.00				16,032,849.00					15,989,404.55	15,989,404.55				13,646,300.34	13,646,300.34	43,444.45	2,343,104.21		
Lump-sum for Filling of Positions - Civilian	5010499007		16,032,849.00	16,032,849.00	16,032,849.00				16,032,849.00					15,989,404.55	15,989,404.55				13,646,300.34	13,646,300.34	43,444.45	2,343,104.21		
Pension and Gratuity Fund	01101407		2,553,279.76	2,553,279.76	2,553,279.76				2,553,279.76	1,350,711.54	418,026.13	509,065.77	275,473.33	2,553,276.77					1,768,737.67	509,065.77	275,473.33	2,553,276.77	2.99	
Personnel Services			2,553,279.76	2,553,279.76	2,553,279.76				2,553,279.76	1,350,711.54	418,026.13	509,065.77	275,473.33	2,553,276.77					1,768,737.67	509,065.77	275,473.33	2,553,276.77	2.99	
Other Personnel Benefits	5010400000		2,553,279.76	2,553,279.76	2,553,279.76				2,553,279.76	1,350,711.54	418,026.13	509,065.77	275,473.33	2,553,276.77					1,768,737.67	509,065.77	275,473.33	2,553,276.77	2.99	
Terminal Leave Benefits	5010403000		2,553,279.76	2,553,279.76	2,553,279.76				2,553,279.76	1,350,711.54	418,026.13	509,065.77	275,473.33	2,553,276.77					1,768,737.67	509,065.77	275,473.33	2,553,276.77	2.99	
Terminal Leave Benefits - Civilian	5010403001		2,553,279.76	2,553,279.76	2,553,279.76				2,553,279.76	1,350,711.54	418,026.13	509,065.77	275,473.33	2,553,276.77					1,768,737.67	509,065.77	275,473.33	2,553,276.77	2.99	
GRAND TOTAL																								
Grand Total		112,340,000.00	21,445,723.61	133,785,723.61	132,305,377.76	1,480,345.85			133,785,723.61	21,017,498.85	25,683,139.33	32,452,082.68	51,781,443.14	130,934,164.00	13,453,600.42	30,717,876.61	22,805,644.06	49,833,611.78	116,810,532.87	2,851,559.61	6,928,611.01	7,197,020.12		

Certified Correct:


MARIA THERESA B. OLIVEROS
 Officer-in-Charge, Budget Section


Date: 30/Jan/2018

Certified Correct:


GINA C. TOMIMBANG
 Accountant III


Date: 1/21/2018

Recommended By:


ELIZABETH T. RAMIRO
 Chief Administrative Officer

Date: 30/Jan/2018

Approved By:


WILFREDO C. ROLDAN
 Executive Director

Representative

Date: 30/Jan/2018

SUMMARY OF APPROPRIATIONS, ALLOTMENTS, OBLIGATIONS AND BALANCES BY OBJECT OF EXPENDITURES
As of the Quarter Ending December 31, 2017


Department: Other Executive Offices
Agency: Fertilizer and Pesticide Authority
Operating Unit: N/A
Organization Code (UACS): 26037000000
Fund Cluster: 01 - Regular Agency Fund

Authorization: 02 - Continuing Appropriations
Report Status: SUBMITTED

Table with columns: Particulars, UACS CODE, Appropriation (Authorized, Adjustments, Adjusted), Allotments (Received, Adjustments, Transfer To, Transfer From, Adjusted Total), Current Year Obligations (1st-4th Quarter, Total), Current Year Disbursements (1st-4th Quarter, Total), Balances (Unreleased Appropriations, Unobligated Allotment, Unpaid Obligations). Includes rows for Agency Specific Budget, Medical, Dental and Laboratory Supplies Expenses, Professional Services, etc.


Particulars	UACS CODE	Appropriation			Allotments					Current Year Obligations					Current Year Disbursements					Balances					
		Authorized Appropriation	Adjustments (Transfer (To)/From, Realignment)	Adjusted Appropriations	Allotments Received	Adjustments (Withdrawal, Realignment)	Transfer To	Transfer From	Adjusted Total Allotments	1st Quarter Ending March 31	2nd Quarter Ending June 30	3rd Quarter Ending Sept. 30	4th Quarter Ending Dec. 31	Total	1st Quarter Ending March 31	2nd Quarter Ending June 30	3rd Quarter Ending Sept. 30	4th Quarter Ending Dec. 31	Total	Unreleased Appropriations	Unobligated Allotment	Unpaid Obligations (15-20) = (23+24)			
		3	4	5=(3+4)	6	7	8	9	10=(6+(7)+8+9)	11	12	13	14	15=(11+12+13+14)	16	17	18	19	20=(15+16+17+18+19)	21=(5-10)	22=(10-10)	23	24		
Representation Expenses	5029503000	82,274.49		82,274.49	82,274.49			82,274.49	40,000.00	8,045.00			48,045.00					48,045.00							
Representation Expenses	5029503000	82,274.49		82,274.49	82,274.49			82,274.49	40,000.00	8,045.00			48,045.00					48,045.00							
Rent/Lease Expenses	5029505000	12,646.90		12,646.90	12,646.90			12,646.90		12,600.00			12,600.00					12,600.00							
Rent - Equipment	5029505004	12,646.90		12,646.90	12,646.90			12,646.90		12,600.00			12,600.00					12,600.00							
Membership Dues and Contributions to Organizations	5029908000		172,500.00	172,500.00		172,500.00		172,500.00		172,500.00		(172,500.00)						172,500.00		(172,500.00)					
Membership Dues and Contributions to Organizations	5029908000		172,500.00	172,500.00		172,500.00		172,500.00		172,500.00		(172,500.00)						172,500.00		(172,500.00)					
Capital Outlays		385,129.04	800,000.00	1,185,129.04	385,129.04	800,000.00		1,185,129.04	425,640.00				35,000.00	460,640.00	78,980.00	346,660.00	35,000.00	460,640.00							
Property, Plant and Equipment Outlay	5060400000	348,466.95	800,000.00	1,148,466.95	348,466.95	800,000.00		1,148,466.95	425,640.00				35,000.00	460,640.00	78,980.00	346,660.00	35,000.00	460,640.00							
Machinery and Equipment Outlay	5060405000	348,466.95	800,000.00	1,148,466.95	348,466.95	800,000.00		1,148,466.95	425,640.00				35,000.00	460,640.00	78,980.00	346,660.00	35,000.00	460,640.00							
Office Equipment	5060405002	63,631.25		63,631.25	63,631.25			63,631.25					35,000.00	35,000.00				35,000.00							
Information and Communication Technology Equipment	5060405003	273,178.20		273,178.20	273,178.20			273,178.20																	
Technical and Scientific Equipment	5060405014	11,657.50	800,000.00	811,657.50	11,657.50	800,000.00		811,657.50	425,640.00					425,640.00	78,980.00	346,660.00		425,640.00							
Intangible Assets Outlay	5060600000	36,652.09		36,652.09	36,652.09			36,652.09																	
Computer Software	5060602000	36,652.09		36,652.09	36,652.09			36,652.09																	
Computer Software	5060602000	36,652.09		36,652.09	36,652.09			36,652.09																	
GRAND TOTAL																									
Grand Total		14,359,221.12		14,359,221.12	14,359,221.12			14,359,221.12	1,499,847.09	4,255,255.54	3,456,393.85	1,355,498.55	10,577,525.10		4,709,259.82	4,512,787.83	1,355,498.65	10,577,525.10							3,791,955.02

Certified Correct:


 MARIA THERESA B. OIVEROS
 Officer-in-Charge, Budget Section


Date: 30/Jan/2018

Certified Correct:


 GINA C. TOMIMBANG
 Accountant III

Date: 1/31/2018

Recommended By:


 ELIZABETH T. RAMIRO
 Chief Administrative Officer

Date: 30/Jan/2018

Approved By:


 WILFREDO C. ROLDAN
 Executive Director
 Representative

Date: 30/Jan/2018

LIST OF ALLOTMENTS AND SUB-ALLOTMENTS
As of the Quarter Ending December 31, 2017


Department: Other Executive Offices
Agency: Fertilizer and Pesticide Authority
Operating Unit: N/A
Organization Code (UACS): 260370000000
Fund Cluster: 01 - Regular Agency Fund

Authorization: 01 - Current Year Appropriations
Report Status: SUBMITTED

No.	Allotments / Sub-Allotments		Funding Source		Allotments					Sub-Allotment to Regions/Operating Units					Total Allotments / Net of Sub-allotments				
	Number	Date	Description	UACS Code	PS	MOOE	CO	FINEX	Total	PS	MOOE	CO	FINEX	Total	PS	MOOE	CO	FINEX	Total
1	2	3	4	5	6	7	8	9	10= (6+7+8+9)	11	12	13	14	15= (11+12+13+14)	16	17	18	19	20= (16+17+18+19)
	A. Allotments Received From DBM																		
1	GAA FY 2017	2017-01-19	Specific Budgets of National Government Agencies	01101101	48,148,000.00	41,373,000.00	18,613,000.00		108,134,000.00						48,148,000.00	41,373,000.00	18,613,000.00		108,134,000.00
2	GARO	2017-01-19	Retirement and Life Insurance Premiums	Retirement and Life Insurance Premiums	4,206,000.00				4,206,000.00						4,206,000.00				4,206,000.00
3	SARO-BMB-E-17-0002425	2017-03-01	Pension and Gratuity Fund	01101407	1,350,712.00				1,350,712.00						1,350,712.00				1,350,712.00
4	SARO-BMB-E-17-0005906	2017-05-02	Pension and Gratuity Fund	01101407	418,027.00				418,027.00						418,027.00				418,027.00
5	SARO-BMB-E-17-0011215	2017-07-26	Pension and Gratuity Fund	01101407	441,969.00				441,969.00						441,969.00				441,969.00
6	SARO-BMB-E-17-0012876	2017-08-18	Pension and Gratuity Fund	01101407	67,098.00				67,098.00						67,098.00				67,098.00
7	SARO-BMB-E-17-0019162	2017-11-09	Miscellaneous Personnel Benefits Fund	01101406	15,329,677.00				15,329,677.00						15,329,677.00				15,329,677.00
8	SARO-BMB-E-17-0019163	2017-11-09	Retirement and Life Insurance Premiums	01104102	1,480,345.00				1,480,345.00						1,480,345.00				1,480,345.00
9	SARO-BMB-E-17-0020080	2017-11-16	Pension and Gratuity Fund	01101407	275,474.00				275,474.00						275,474.00				275,474.00
10	SARO-BMB-E-17-0024492	2017-12-18	Specific Budgets of National Government Agencies	01101101	3,022,917.00	(3,022,917.00)									3,022,917.00	(3,022,917.00)			
11	SARO-BMB-E-17-0025610	2017-12-27	Miscellaneous Personnel Benefits Fund	01101406	703,172.00				703,172.00						703,172.00				703,172.00
12	SARO-BMB-E-17-0025611	2017-12-27	Specific Budgets of National Government Agencies	01101101	532,000.00	(532,000.00)									532,000.00	(532,000.00)			
13	SARO-BMB-E-17-0026406	2017-12-29	Miscellaneous Personnel Benefits Fund	01101406	1,379,249.00				1,379,249.00						1,379,249.00				1,379,249.00
	Sub-total				77,354,640.00	37,818,083.00	18,613,000.00		133,785,723.00						77,354,640.00	37,818,083.00	18,613,000.00		133,785,723.00
	B. Sub-allotments received from Central Office/Regional Office																		
	Total Allotments				77,354,640.00	37,818,083.00	18,613,000.00		133,785,723.00						77,354,640.00	37,818,083.00	18,613,000.00		133,785,723.00
	Summary by Funding Source Code:																		

No.	Allotments / Sub-Allotments		Funding Source		Allotments					Sub-Allotment to Regions/Operating Units					Total Allotments / Net of Sub-allotments				
	Number	Date	Description	UACS Code	PS	MOOE	CO	FINEX	Total	PS	MOOE	CO	FINEX	Total	PS	MOOE	CO	FINEX	Total
1	2	3	4	5	6	7	8	9	10= (6+7+8+9)	11	12	13	14	15= (11+12+13+14)	16	17	18	19	20= (16+17+18+19)
			Miscellaneous Personnel Benefits Fund	01101406	17,412,098.00				17,412,098.00						17,412,098.00				17,412,098.00
			Specific Budgets of National Government Agencies	01101101	51,702,917.00	37,818,083.00	18,613,000.00		108,134,000.00						51,702,917.00	37,818,083.00	18,613,000.00		108,134,000.00
			Pension and Gratuity Fund	01101407	2,553,280.00				2,553,280.00						2,553,280.00				2,553,280.00
			Retirement and Life Insurance Premiums	01104102	1,480,345.00				1,480,345.00						1,480,345.00				1,480,345.00

Certified Correct:



MARIA THERESA B. OLIVEROS
 Officer-in-Charge, Budget Section
 Date: 30/Jan/2018

This report was generated using the Unified Reporting System on 30/01/2018 21:36


LIST OF ALLOTMENTS AND SUB-ALLOTMENTS
As of the Quarter Ending December 31, 2017

Department: Other Executive Offices
Agency: Fertilizer and Pesticide Authority
Operating Unit: N/A
Organization Code (UACS): 260370000000
Fund Cluster: 01 - Regular Agency Fund

Authorization: 02 - Continuing Appropriations
Report Status: SUBMITTED

No.	Allotments / Sub-Allotments		Funding Source		Allotments					Sub-Allotment to Regions/Operating Units					Total Allotments / Net of Sub-allotments				
	Number	Date	Description	UACS Code	PS	MOOE	CO	FINEX	Total	PS	MOOE	CO	FINEX	Total	PS	MOOE	CO	FINEX	Total
1	2	3	4	5	6	7	8	9	10= (6+7+8+9)	11	12	13	14	15= (11+12+13+14)	16	17	18	19	20= (16+17+18+19)
A. Allotments Received From DBM:																			
1	RA 10964	2017-01-01	Specific Budgets of National Government Agencies	01102101		14,059,621.34	385,129.04		14,444,750.38							14,059,621.34	385,129.04		14,444,750.38
2	SARO-BMB-E-17-0002857	2017-03-07	Specific Budgets of National Government Agencies	01102101		(800,000.00)	800,000.00									(800,000.00)	800,000.00		
	Sub-total:					13,259,621.34	1,185,129.04		14,444,750.38							13,259,621.34	1,185,129.04		14,444,750.38
B. Sub-allotments received from Central Office/Regional Office																			
	Total Allotments:					13,259,621.34	1,185,129.04		14,444,750.38							13,259,621.34	1,185,129.04		14,444,750.38
Summary by Funding Source Code:																			
			Specific Budgets of National Government Agencies	01102101		13,259,621.34	1,185,129.04		14,444,750.38							13,259,621.34	1,185,129.04		14,444,750.38

Certified Correct:



MARIA THERESA B. OLIVEROS
Officer-in-Charge, Budget Section
Date: 30/Jan/2018

This report was generated using the Unified Reporting System on 31/01/2018 10:18

Particulars	UACS CODE	Appropriation			Allotments					Current Year Obligations					Current Year Disbursements					Balances				
		Authorized Appropriation	Adjustments (Transfer To/From, Realignment)	Adjusted Appropriations	Allotments Received	Adjustments (Withdrawal, Realignment)	Transfer To	Transfer From	Adjusted Total Allotments	1st Quarter Ending March 31	2nd Quarter Ending June 30	3rd Quarter Ending Sept. 30	4th Quarter Ending Dec. 31	Total	1st Quarter Ending March 31	2nd Quarter Ending June 30	3rd Quarter Ending Sept. 30	4th Quarter Ending Dec. 31	Total	Unreleased Appropriations	Unobligated Allotment	Unpaid Obligations (15-20) = (23+24)		
1	2	3	4	5=(3+4)	6	7	8	9	10=(8-(17)+9)	11	12	13	14	15=(11+12+13+14)	16	17	18	19	20=(16+17+18+19)	21=(5-16)	22=(10-15)	23	24	
Miscellaneous Personnel Benefits Fund	00000607000000		17,412,058.00	17,412,058.00	17,412,058.00				17,412,058.00					17,368,653.55	17,368,653.55				15,025,649.34	15,025,649.34		43,444.45	2,343,104.21	
Performance-Based Bonus	10300507010000		1,379,249.00	1,379,249.00	1,379,249.00				1,379,249.00					1,379,249.00	1,379,249.00				1,379,249.00	1,379,249.00				
PS			1,379,249.00	1,379,249.00	1,379,249.00				1,379,249.00					1,379,249.00	1,379,249.00				1,379,249.00	1,379,249.00				
Funding Requirements for the Filling up of Unfilled Positions	10300507020000		16,032,849.00	16,032,849.00	16,032,849.00				16,032,849.00					15,889,404.55	15,889,404.55				13,846,300.34	13,846,300.34		43,444.45	2,343,104.21	
PS			16,032,849.00	16,032,849.00	16,032,849.00				16,032,849.00					15,889,404.55	15,889,404.55				13,846,300.34	13,846,300.34		43,444.45	2,343,104.21	
Pension and Gratuity Fund	01101407		2,553,280.00	2,553,280.00	2,553,280.00				2,553,280.00	1,350,711.54	418,026.13	509,065.77	275,473.33	2,553,276.77	1,768,737.67	509,065.77	275,473.33	2,553,276.77			3.23			
Pension and Gratuity Fund	00000508000000		2,553,280.00	2,553,280.00	2,553,280.00				2,553,280.00	1,350,711.54	418,026.13	509,065.77	275,473.33	2,553,276.77	1,768,737.67	509,065.77	275,473.33	2,553,276.77			3.23			
For payment of retirement and terminal leave benefits	28200508020000		1,417,810.00	1,417,810.00	1,417,810.00				1,417,810.00	1,350,711.54		67,097.76		1,417,809.30	1,350,711.54	67,097.76		1,417,809.30			.70			
PS			1,417,810.00	1,417,810.00	1,417,810.00				1,417,810.00	1,350,711.54		67,097.76		1,417,809.30	1,350,711.54	67,097.76		1,417,809.30			.70			
For payment of monetization of leave credits	10300508040000		1,135,470.00	1,135,470.00	1,135,470.00				1,135,470.00		418,026.13	441,868.01	275,473.33	1,135,467.47	418,026.13	441,868.01	275,473.33	1,135,467.47			2.53			
PS			1,135,470.00	1,135,470.00	1,135,470.00				1,135,470.00		418,026.13	441,868.01	275,473.33	1,135,467.47	418,026.13	441,868.01	275,473.33	1,135,467.47			2.53			
Sub-Total, SPF			19,955,378.00	19,955,378.00	19,955,378.00				19,955,378.00	1,350,711.54	418,026.13	509,065.77	17,844,126.88	19,921,930.32	1,768,737.67	509,065.77	15,301,022.67	17,578,825.11			43,447.69	2,343,104.21		
PS			19,955,378.00	19,955,378.00	19,955,378.00				19,955,378.00	1,350,711.54	418,026.13	509,065.77	17,844,126.88	19,921,930.32	1,768,737.67	509,065.77	15,301,022.67	17,578,825.11			43,447.69	2,343,104.21		
MOCE																								
Fin Ex																								
CO																								
GRAND TOTAL		112,340,000.00	21,445,723.85	133,785,723.85	132,226,378.00	1,480,345.85			133,705,723.85	21,017,498.95	25,693,139.33	32,452,052.69	51,781,443.14	120,924,164.00	13,542,195.42	30,629,191.61	22,805,644.06	49,933,511.78	116,810,532.97	79,000.00	2,772,559.85	6,929,811.01	7,197,020.12	
PS		52,354,000.00	25,000,640.00	77,354,640.00	72,240,379.00	5,035,262.00			77,275,640.00	12,800,332.42	18,507,925.25	16,318,230.67	28,958,593.98	75,593,192.32	11,449,620.88	20,259,546.79	16,318,230.67	28,516,110.23	74,842,809.57	79,000.00	282,447.69	2,350,693.75		
MOCE		41,373,000.00	(3,554,916.15)	37,818,083.85	41,373,000.00	(3,554,916.15)			37,818,083.85	3,912,742.67	6,038,856.56	9,201,431.53	17,123,265.16	26,379,325.92	2,082,574.54	5,718,019.08	6,264,567.39	17,735,137.67	31,800,259.66		1,441,757.63	4,576,027.26		
Fin Ex																								
CO		18,613,000.00		18,613,000.00	18,613,000.00				18,613,000.00	4,304,423.76	739,347.52	6,832,420.48	5,951,454.00	17,564,645.76		4,352,515.76	232,846.00	5,482,263.99	10,267,826.94		1,048,354.24		7,197,020.12	

Certified Correct:

MARIA THERESA B. OLIVEROS
Officer-in-Charge, Budget Section

Date: 30/Jan/2018

Certified Correct:

GINA C. TOMIMBANG
Accountant III

Date: 1/31/2018

Recommended By:

ELIZABETH T. RAMIRO
Chief Administrative Officer

Date: 30/Jan/2018

Approved By:

WILFREDO C. ROLDAN
Executive Director

Date: 30/Jan/2018

STATEMENT OF APPROPRIATIONS, ALLOTMENTS, OBLIGATIONS, DISBURSEMENTS AND BALANCES
As of the Quarter Ending December 31, 2017

Department: Other Executive Offices
Agency: Fertilizer and Pesticide Authority
Operating Unit: N/A
Organization Code (UACS): 260370000000
Fund Cluster: 01 - Regular Agency Fund

Authorization: 02 - Continuing Appropriations
Report Status: SUBMITTED

Table with columns for Particulars, UACS CODE, Appropriation, Allotments, Current Year Obligations, Current Year Disbursements, and Balances. Includes rows for Agency Specific Budget, Automatic Appropriations, and Special Purpose Fund.

Certified Correct:

MARIA THERESA B. OLIVEROS
Officer-in-Charge, Budget Section

Certified Correct:

GINA C. TOMIMBANG
Accountant III

Recommended By:

ELIZABETH T. RAMIRO
Chief Administrative Officer

Approved By:

WILFREDO C. ROLDAN
Executive Director