


QUARTERLY PHYSICAL REPORT OF OPERATION
As of March 31, 2020

Department: DEPARTMENT OF AGRICULTURE
Appropriations: Current Year Appropriations
Agency: Fertilizer and Pesticide Authority
Operating Unit: N/A
Organization Code (UACS): 260370000000
Report Status: SUBMITTED


Particulars	UACS CODE	Physical Targets					Physical Accomplishments					Variance as of December 31	Remarks
		1st Quarter	2nd Quarter	3rd Quarter	4th Quarter	Total	1st Quarter	2nd Quarter	3rd Quarter	4th Quarter	Total		
1	2	3	4	5	6	7=(3+4+5+6)	8	9	10	11	12=(8+9+10+11)	13	14
Part A													
I. Operations													
OO : Fertilizer and pesticide products and handlers regulated													
FERTILIZER AND PESTICIDE REGULATORY PROGRAM	310100000000												
Outcome Indicators													
1. Percentage of handlers and products monitored/inspected with detected violations		1%	1%	1%	1%	1%	0.37%				0.37%	0.63%	In view of the full hiring of the field officers and with the provision of transport vehicles to the Field Units, it resulted to an organized and strengthened monitoring/inspection of FPA handlers and the fertilizer and pesticide products they sell. The increase in awareness and compliance of FPA handlers with the FPA rules and regulations contributed to the decrease in committed violations. A decrease in violations would mean a better image for FPA, indicating that it enhances its campaign on safe and judicious use of fertilizer and pesticide . There were a total of 5,081 visits to handlers/establishments and 34,437 products monitored and inspected nationwide as of March 31, 2020. Out of the total 39,518 monitoring/inspections conducted, 147 violations were detected.
2. Percentage of Notice of Violations and Order issuances that resulted into cases filed/litigated		0%	0%	0%	0%	0%	0%				0%	0%	Out of the total 147 violations detected, none resulted into case filed/litigated

Output Indicators													
1. Percentage of regulatory documents issued within the prescribed time frame		95%	95%	95%	95%	95%	99%				99%	-4%	A total of 3,467 regulatory documents were issued as March 31, 2020. However, out of the total, 99% or 3,465 regulatory documents were issued within the prescribed time frame.
2. Percentage of submitted reports that resulted in the issuance of notice of violations and penalties imposed		1%	1%	1%	1%	1%	3%				3%	-2%	Submitted reports refer to applications received from clients wherein surcharges/penalties are being collected. As part of our info campaign, the clients/handlers were reminded of the expiration of their licenses as early as 90 days prior its expiration date. As of March 31, 2020, there were 2,733 applications received. However, 3% of the total applications recieved or 93 have collections for surcharges due to the late filing of applications for renewal.


Prepared by:


MIRASOL O. BACARISAS
 Planning Officer
 Date: April 22, 2020

In coordination with:


GENALYN J. GUADIANO
 Budget Officer
 Date: April 22, 2020

Approved by:


WILFREDO C. ROLDAN
 Executive Director
 Date: April 22, 2020