



REPUBLIC OF THE PHILIPPINES
DEPARTMENT OF AGRICULTURE
FERTILIZER AND PESTICIDE AUTHORITY

FPA Bldg. B.A.I. Compound Visayas Ave. Diliman, Quezon City P.O. Box 2582, Q.C.
Tel. Nos. 920-8173*920-8573*922-3368-441-1601
E-mail add: fpacentral77@gmail.com Website: <http://fpa.da.gov.ph>

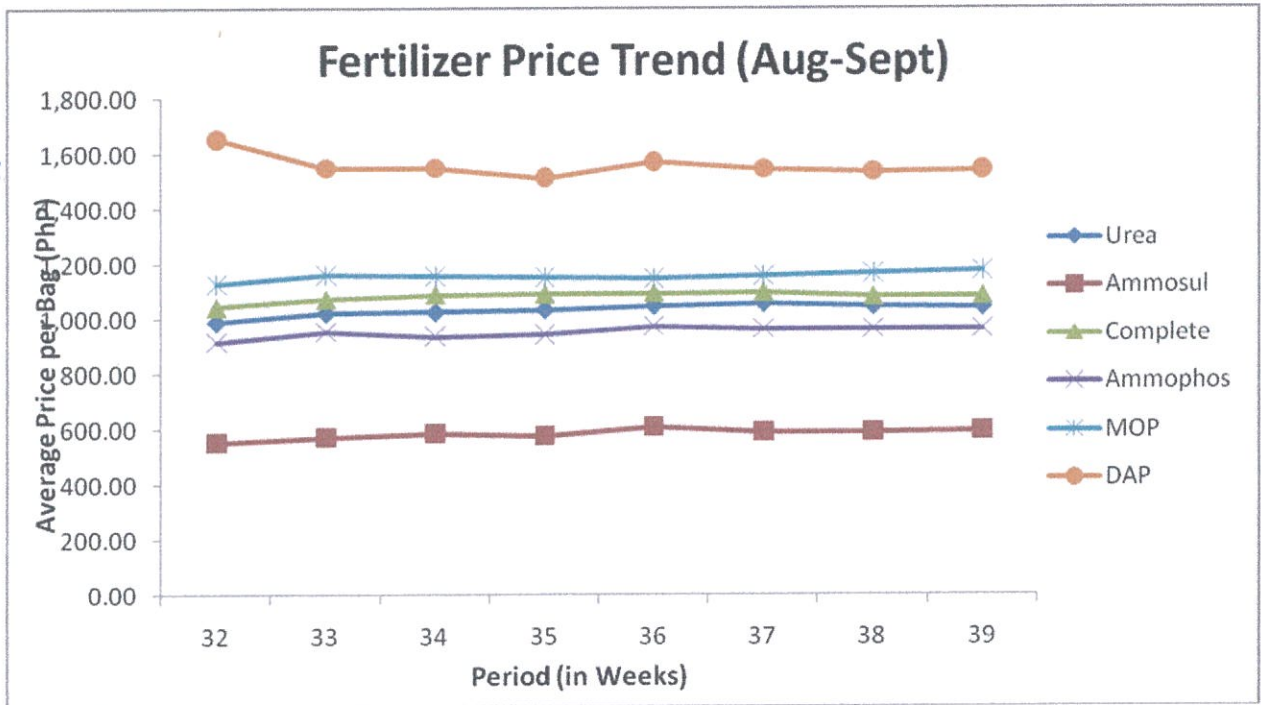


Figure 1. Weekly fertilizer trend of six (6) major fertilizer grades for the period of August -September 2018 (Week 32-39 of 2018).

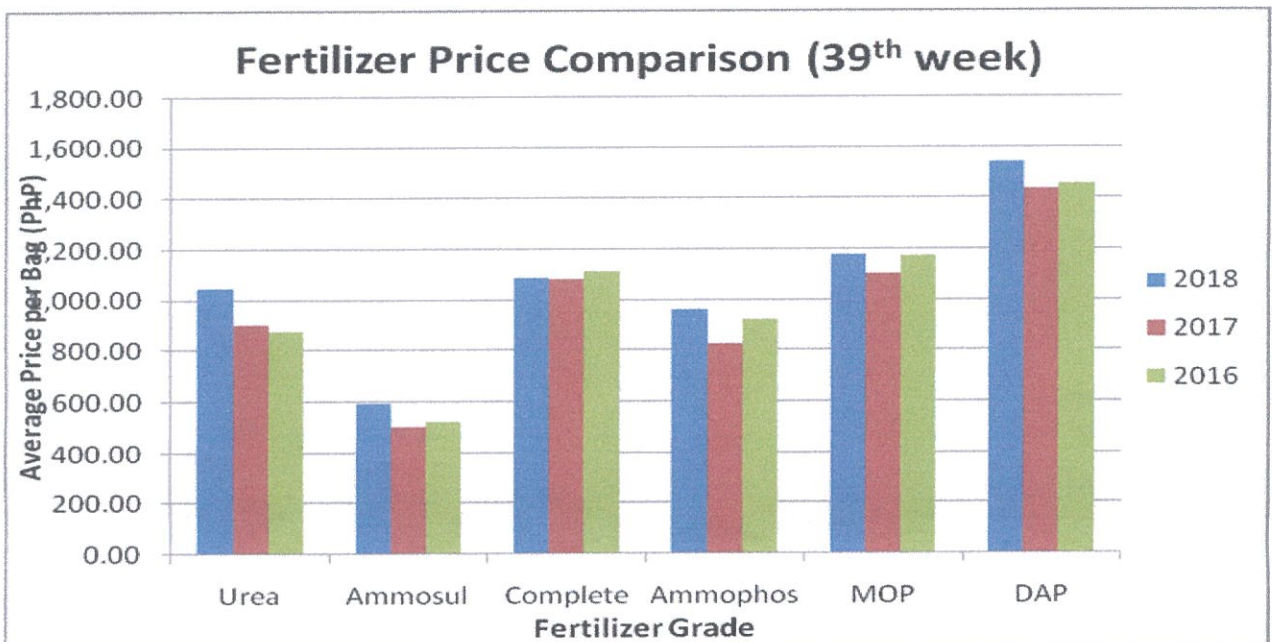


Figure 2. Yearly comparison of weekly fertilizer price for 6 major fertilizer grades (Week 39).

Prepared by:

Approved by:


Elizabeth P. Perlado
Agriculturist II


ANTONIO G. CRUZ, JR.
Officer-In-Charge



REPUBLIC OF THE PHILIPPINES
DEPARTMENT OF AGRICULTURE
FERTILIZER AND PESTICIDE AUTHORITY

FPA Bldg. B.A.I. Compound Visayas Ave. Diliman, Quezon City P.O. Box 2582, Q.C.

Tel. Nos. 920-8173*920-8573*922-3368-441-1601

E-mail add: fpacentral77@gmail.com

Website: <http://fpa.da.gov.ph>

CURRENT AVERAGE RETAIL PRICES OF 6 MAJOR GRADES OF INORGANIC FERTILIZERS PER REGION						
September 24-28, 2018						
REGION	UREA	AMMOSUL	COMPLETE	AMMOPHOS	MOP	DAP
	46-0-0	21-0-0	14-14-14	16-20-0	0-0-60	18-46-0
<i>Price (PhP) Per 50-kg. bag</i>						
CAR	1,018.75	593.75	1,088.75	937.00	-	-
REGION I	1,000.50	536.50	1,046.50	965.00	1,275.00	
REGION II	1,024.00	548.00	1,027.00	887.50	1,137.50	-
REGION III	1,031.07	541.07	1,051.79	897.86	1,237.14	-
REGION IV	1,111.78	641.89	1,159.89	1,041.89	1,451.75	-
REGION V	1,096.17	644.00	1,125.83	1,025.17	1,291.00	1,562.50
REGION VI	1,027.50	605.00	1,040.83	943.33	1,016.25	1,498.67
REGION VII	1,063.75	648.75	1,131.00	1,000.75	1,215.50	1,615.25
REGION VIII	1,120.00	704.00	1,199.67	1,022.50	1,281.75	-
REGION IX	1,122.00	670.00	1,147.00	1,000.00	1,185.00	1,596.67
REGION X	1,037.50	567.00	1,093.00	962.50	1,112.00	1,562.50
REGION XI	987.80	539.40	1,008.20	914.00	978.40	1,452.80
REGION XII	975.60	531.80	994.40	913.20	981.80	1,494.50
CARAGA	990.00	553.25	1,069.25	960.75	1,116.75	
<i>average price</i>	1,043.32	594.60	1,084.51	962.25	1,175.37	1,540.41

Prepared by:


ELIZABETH P. PERLADO
Agriculturist II

Approved


ANTONIO G. CRUZ, JR.
Officer-In-Charge

CURRENT PRICES OF 6 MAJOR GRADES FERTILIZER PER PROVINCES PER REGION

September 24-28, 2018						
FERTILIZER GRADES/ PRICE PER 50 KGS. BAG						
REGIONS/PROVINCE	UREA	AMMOSUL	COMPLETE	AMMOPHOS	MOP	DAP
	46-0-0	21-0-0	14-14-14	16-20-0	0-0-60	18-46-0
CAR						
MT. Province	1,050.00	575.00	1,075.00	873.00		-
Kalinga/ Apayao	1,025.00	570.00	1,040.00	925.00		-
Benguet/ Baguio	850.00	580.00	1,090.00	850.00	-	-
Abra	1,150.00	650.00	1,150.00	1,100.00		-
<i>ave</i>	1,018.75	593.75	1,088.75	937.00	-	
REGION I						
Ilocos Norte	950.00	520.00	1,060.00	920.00	1,350.00	
Ilocos Sur	1,050.00	560.00	1,000.00	980.00	1,500.00	
La Union	990.00	540.00	1,100.00	910.00	1,170.00	
Pangasinan	1,012.00	526.00	1,026.00	1,050.00	1,080.00	
<i>ave</i>	1,000.50	536.50	1,046.50	965.00	1,275.00	
REGION II						
Cagayan	1,060.00	575.00	1,030.00	885.00	1,200.00	
Isabela	985.00	525.00	1,015.00	880.00		
Nueva Vizcaya	1,025.00	557.50	1,025.00	862.50		
Quirino	1,025.00	557.50	1,015.00	870.00		
Lower Apayao	1,025.00	525.00	1,050.00	940.00	1,075.00	
<i>ave</i>	1,024.00	548.00	1,027.00	887.50	1,137.50	
REGION III						
Aurora	1,150.00	585.00	1,140.00	970.00	1,275.00	
Bataan	1,050.00	560.00	1,060.00	840.00	1,225.00	
Bulacan	1,025.00	525.00	1,025.00	880.00	1,275.00	
Nueva Ecija	987.50	517.50	1,002.50	900.00	1,235.00	
Pampanga	975.00	535.00	1,045.00	865.00	1,275.00	
Tarlac	980.00	500.00	975.00	865.00	1,160.00	
Zambales	1,050.00	565.00	1,115.00	965.00	1,215.00	
<i>ave</i>	1,031.07	541.07	1,051.79	897.86	1,237.14	

REGION IV						
Batangas	1,044.00	630.00	1,127.00	943.00	1,388.00	
Cavite	1,081.00	602.00	1,228.00	1,136.00	1,580.00	
Laguna	1,130.00	585.00	1,118.00	979.00	1,350.00	
Marinduque	1,191.00	800.00	1,226.00	1,126.00	1,750.00	
Occ. Mindoro	1,078.00	588.00	1,076.00	985.00	1,337.00	
Oriental Mindoro	1,150.00	607.00	1,117.00	981.00	1,335.00	
Palawan	1,146.00	634.00	1,137.00	982.00	1,307.00	
Quezon	1,093.00	618.00	1,182.00	1,026.00	1,567.00	
Romblon	1,093.00	713.00	1,228.00	1,219.00		
<i>ave</i>	1,111.78	641.89	1,159.89	1,041.89	1,451.75	

REGION V						
Albay	1,057.00	614.00	1,090.00	986.00	1,261.00	
Camarines Norte	1,065.00	650.00	1,100.00	985.00	1,265.00	
Camarines Sur	1,090.00	650.00	1,060.00	975.00	1,300.00	1,675.00
Catanduanes	1,150.00	730.00	1,300.00	1,280.00	1,300.00	
Masbate	1,090.00	610.00	1,120.00	920.00	1,300.00	1,450.00
Sorsogon	1,125.00	610.00	1,085.00	1,005.00	1,320.00	
<i>ave</i>	1,096.17	644.00	1,125.83	1,025.17	1,291.00	1,562.50

REGION VI						
Iloilo	1,040.00	590.00	1,015.00	900.00	1,020.00	1,500.00
Neg. Occidental	950.00	550.00	960.00	940.00	960.00	1,470.00
Guimaras	1,040.00	680.00	1,165.00	1,010.00		
Capiz	1,045.00	610.00	1,035.00	930.00		
Antique	1,010.00	580.00	1,030.00	940.00	1,045.00	1,526.00
Aklan	1,080.00	620.00	1,040.00	940.00	1,040.00	
<i>ave</i>	1,027.50	605.00	1,040.83	943.33	1,016.25	1,498.67

REGION VII						
Cebu	1,080.00	650.00	1,131.00	920.00	1,212.00	1,606.00
Negros Oriental	1,145.00	615.00	1,140.00	1,010.00	1,100.00	1,590.00
Siquijor	1,100.00	700.00	1,200.00	1,100.00	1,350.00	1,500.00
Bohol	930.00	630.00	1,053.00	973.00	1,200.00	1,765.00
<i>ave</i>	1,063.75	648.75	1,131.00	1,000.75	1,215.50	1,615.25


REGION VIII						-
Eastern Samar	1,130.00	-	1,230.00	-	-	-
Northern Samar	1,280.00	700.00	1,350.00	1,050.00	1,440.00	-
Southern Samar	1,130.00	-	1,230.00	-		-
Leyte	1,060.00	730.00	1,090.00	930.00	1,130.00	-
Southern Leyte	1,070.00	736.00	1,178.00	1,110.00	1,307.00	-
Biliran	1,050.00	650.00	1,120.00	1,000.00	1,250.00	-
<i>ave</i>	1,120.00	704.00	1,199.67	1,022.50	1,281.75	
REGION IX						
Zamboanga del Sur	1,070.00	580.00	1,030.00	910.00	1,060.00	1,440.00
Zamboanga Sibugay	1,070.00	620.00	1,110.00	960.00	1,095.00	
Zamboanga del Norte	1,070.00	580.00	1,070.00	880.00		1,550.00
Zamboanga City	1,150.00	670.00	1,200.00	1,000.00		1,800.00
Basilan	1,250.00	900.00	1,325.00	1,250.00	1,400.00	
<i>ave</i>	1,122.00	670.00	1,147.00	1,000.00	1,185.00	1,596.67
REGION X						
Bukidnon	985.00	505.00	1,025.00	880.00	955.00	1,450.00
Misamis Oriental	967.50	510.00	995.00	912.50	1,015.00	1,450.00
Lanao del Norte	1,090.00	595.00	1,125.00	955.00	1,115.00	1,600.00
Misamis Occidental	1,055.00	625.00	1,120.00	965.00	1,125.00	
Camiguin Province	1,090.00	600.00	1,200.00	1,100.00	1,350.00	1,750.00
<i>ave</i>	1,037.50	567.00	1,093.00	962.50	1,112.00	1,562.50
REGION XI						
Davao City	986.00	494.00	995.00	875.00	948.00	1,408.00
Davao del Norte	996.00	527.00	1,016.00	914.00	982.00	1,483.00
Davao del Sur	970.00	540.00	980.00	870.00	980.00	1,540.00
Davao Oriental	994.00	581.00	1,008.00	985.00	983.00	1,350.00
Compostela Valley	993.00	555.00	1,042.00	926.00	999.00	1,483.00
<i>ave</i>	987.80	539.40	1,008.20	914.00	978.40	1,452.80

REGION XII						
North Cotabato	982.00	510.00	981.00	879.00	984.00	1,490.00
South Cotabato	981.00	525.00	996.00	901.00	973.00	1,500.00
Sultan Kudarat	995.00	560.00	992.00	935.00	984.00	
Sarangani Province	970.00	549.00	1,025.00	936.00	1,000.00	1,455.00
General Santos City	950.00	515.00	978.00	915.00	968.00	1,533.00
<i>ave</i>	975.60	531.80	994.40	913.20	981.80	1,494.50
CARAGA						
Agusan Del Norte	1,010.00	580.00	1,110.00	990.00	1,250.00	
Agusan Del Sur	980.00	550.00	1,040.00	920.00	980.00	
Surigao del Norte	980.00	543.00	1,087.00	1,003.00	1,237.00	
Surigao del Sur	990.00	540.00	1,040.00	930.00	1,000.00	
<i>ave</i>	990.00	553.25	1,069.25	960.75	1,116.75	

Prepared by:


ELIZABETH P. PERLADO
 Agriculturist II

Approved


ANTONIO G. CRUZ, JR.
 Officer-In-Charge