



REPUBLIC OF THE PHILIPPINES
DEPARTMENT OF AGRICULTURE
FERTILIZER AND PESTICIDE AUTHORITY

FPA Bldg. B.A.I. Compound Visayas Ave. Diliman, Quezon City P.O. Box 2582, Q.C.
Tel. Nos. 920-8173*920-8573*922-3368-441-1601
E-mail add: fpacentral77@gmail.com Website: <http://fpa.da.gov.ph>

Fertilizer Price Monitoring (Week 38, 2018)

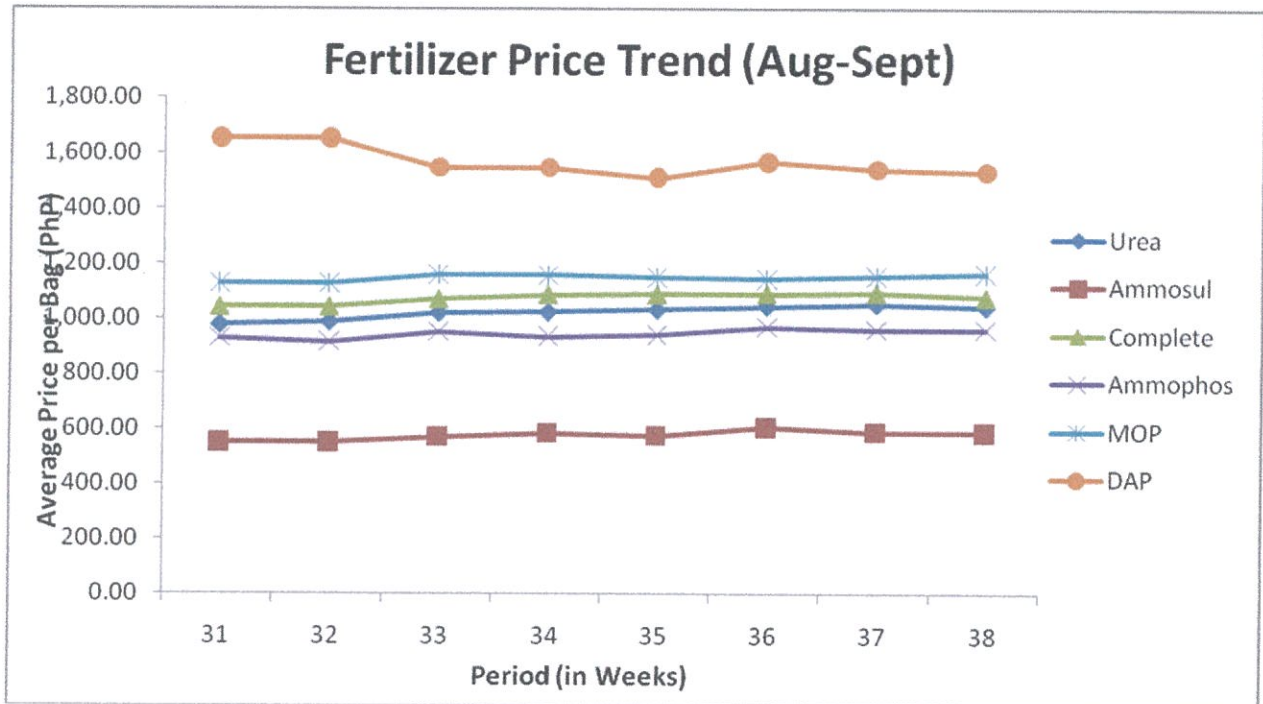


Figure 1. Weekly fertilizer trend of six (6) major fertilizer grades for the period of August –September 2018 (Week 31-38 of 2018).

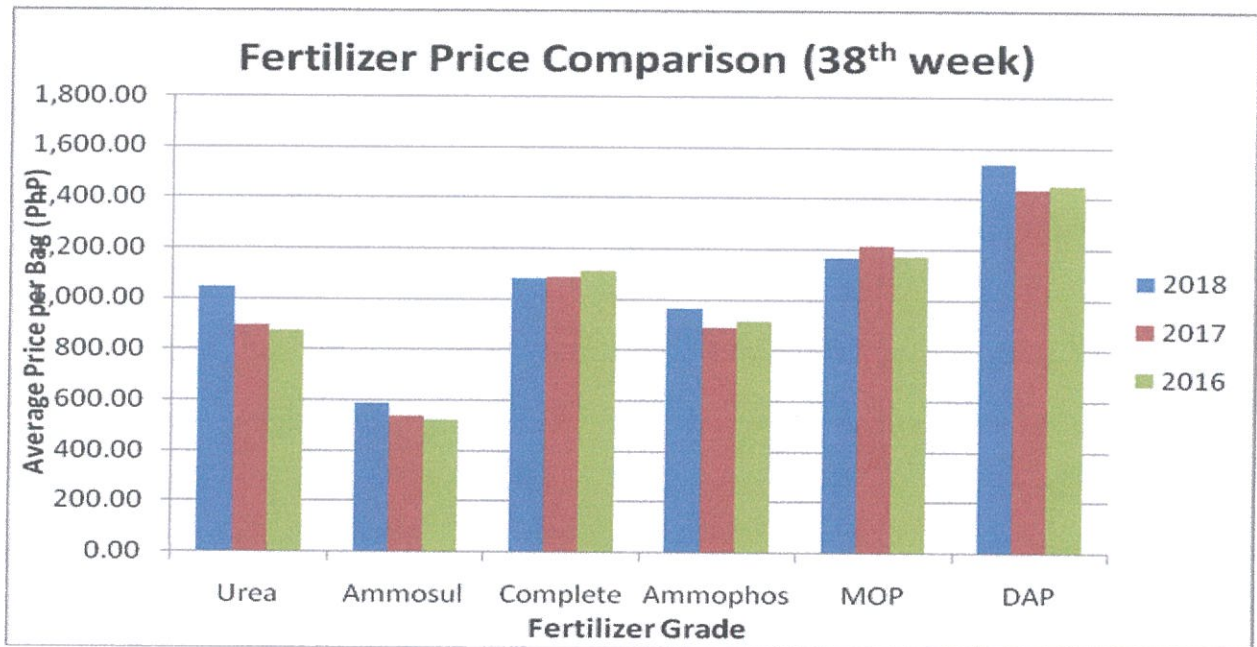



Figure 2. Yearly comparison of weekly fertilizer price for 6 major fertilizer grades (Week 38).

Prepared by:

Approved by:

Elizabeth P. Perlado
Agriculturist II

WILFREDO C. ROLDAN
Executive Director



09/20/18 - 3201
10:15AM



REPUBLIC OF THE PHILIPPINES
DEPARTMENT OF AGRICULTURE
FERTILIZER AND PESTICIDE AUTHORITY

FPA Bldg. B.A.I. Compound Visayas Ave. Diliman, Quezon City P.O. Box 2582, Q.C.

Tel. Nos. 920-8173*920-8573*922-3368-441-1601

E-mail add: fpacentral77@gmail.com

Website: <http://fpa.da.gov.ph>

CURRENT AVERAGE RETAIL PRICES OF 6 MAJOR GRADES OF INORGANIC FERTILIZERS PER REGION						
September 17-21, 2018						
REGION	UREA 46-0-0	AMMOSUL 21-0-0	COMPLETE 14-14-14	AMMOPHOS 16-20-0	MOP 0-0-60	DAP 18-46-0
<i>Price (PhP) Per 50-kg. bag</i>						
CAR	1,074.50	572.50	1,070.25	955.50	1,150.00	-
REGION I	1,006.75	536.50	1,046.50	965.00	1,175.00	1,500.00
REGION II	1,024.00	548.00	1,027.00	887.50	1,137.50	-
REGION III	1,038.57	546.07	1,055.36	895.71	1,237.14	-
REGION IV	1,112.00	638.22	1,155.67	1,046.22	1,447.38	-
REGION V	1,096.17	644.00	1,125.83	1,025.17	1,291.00	1,562.50
REGION VI	1,020.00	600.00	1,040.83	944.17	1,016.25	1,498.67
REGION VII	1,063.75	648.75	1,131.00	1,000.75	1,215.50	1,615.25
REGION VIII	1,091.67	671.50	1,174.67	1,017.50	1,286.75	-
REGION IX	1,122.00	670.00	1,147.00	1,000.00	1,185.00	1,596.67
REGION X	1,028.00	554.00	1,080.50	959.50	1,095.00	1,552.50
REGION XI	989.20	535.00	1,000.40	913.40	978.00	1,451.00
REGION XII	982.54	536.20	1,007.00	921.40	981.40	1,492.25
CARAGA	990.00	553.25	1,069.25	960.75	1,116.75	
average price	1,045.65	589.57	1,080.80	963.76	1,165.19	1,533.61

Prepared by:


ELIZABETH P. PERLADO
Agriculturist II

Approved


WILFREDO C. ROLDAN
Executive Director

CURRENT PRICES OF 6 MAJOR GRADES FERTILIZER PER PROVINCES PER REGION

September 17-21, 2018						
REGIONS/PROVINCE	FERTILIZER GRADES/ PRICE PER 50 KGS. BAG					
	UREA 46-0-0	AMMOSUL 21-0-0	COMPLETE 14-14-14	AMMOPHOS 16-20-0	MOP 0-0-60	DAP 18-46-0
CAR						
MT. Province	1,053.00	565.00	1,076.00	867.00		-
Kalinga/ Apayao	1,025.00	570.00	1,040.00	925.00	1,150.00	-
Benguet/ Baguio	1,070.00	505.00	1,015.00	930.00	-	-
Abra	1,150.00	650.00	1,150.00	1,100.00		-
<i>ave</i>	1,074.50	572.50	1,070.25	955.50	1,150.00	
REGION I						
Ilocos Norte	950.00	520.00	1,060.00	920.00	1,350.00	
Ilocos Sur	1,075.00	560.00	1,000.00	980.00	1,100.00	
La Union	990.00	540.00	1,100.00	910.00	1,170.00	
Pangasinan	1,012.00	526.00	1,026.00	1,050.00	1,080.00	1,500.00
<i>ave</i>	1,006.75	536.50	1,046.50	965.00	1,175.00	1,500.00
REGION II						
Cagayan	1,060.00	575.00	1,030.00	885.00	1,200.00	
Isabela	985.00	525.00	1,015.00	880.00		
Nueva Vizcaya	1,025.00	557.50	1,025.00	862.50		
Quirino	1,025.00	557.50	1,015.00	870.00		
Lower Apayao	1,025.00	525.00	1,050.00	940.00	1,075.00	
<i>ave</i>	1,024.00	548.00	1,027.00	887.50	1,137.50	
REGION III						
Aurora	1,150.00	585.00	1,140.00	970.00	1,275.00	
Bataan	1,050.00	560.00	1,060.00	840.00	1,225.00	
Bulacan	1,050.00	525.00	1,025.00	875.00	1,275.00	
Nueva Ecija	987.50	540.00	1,022.50	900.00	1,235.00	
Pampanga	975.00	535.00	1,045.00	865.00	1,275.00	
Tarlac	980.00	510.00	980.00	855.00	1,160.00	
Zambales	1,077.50	567.50	1,115.00	965.00	1,215.00	
<i>ave</i>	1,038.57	546.07	1,055.36	895.71	1,237.14	

REGION IV						
Batangas	1,037.00	609.00	1,128.00	1,033.00	1,400.00	
Cavite	1,081.00	602.00	1,228.00	1,136.00	1,580.00	
Laguna	1,130.00	585.00	1,118.00	979.00	1,350.00	
Marinduque	1,191.00	800.00	1,226.00	1,126.00	1,750.00	
Occ. Mindoro	1,086.00	585.00	1,064.00	934.00	1,290.00	
Oriental Mindoro	1,159.00	598.00	1,090.00	981.00	1,335.00	
Palawan	1,146.00	634.00	1,137.00	982.00	1,307.00	
Quezon	1,093.00	618.00	1,182.00	1,026.00	1,567.00	
Romblon	1,093.00	713.00	1,228.00	1,219.00		
<i>ave</i>	1,112.89	638.22	1,155.67	1,046.22	1,447.38	

REGION V						
Albay	1,057.00	614.00	1,090.00	986.00	1,261.00	
Camarines Norte	1,065.00	650.00	1,100.00	985.00	1,265.00	
Camarines Sur	1,090.00	650.00	1,060.00	975.00	1,300.00	1,675.00
Catanduanes	1,150.00	730.00	1,300.00	1,280.00	1,300.00	
Masbate	1,090.00	610.00	1,120.00	920.00	1,300.00	1,450.00
Sorsogon	1,125.00	610.00	1,085.00	1,005.00	1,320.00	
<i>ave</i>	1,096.17	644.00	1,125.83	1,025.17	1,291.00	1,562.50

REGION VI						
Iloilo	1,005.00	590.00	1,015.00	905.00	1,020.00	1,500.00
Neg. Occidental	950.00	550.00	960.00	940.00	960.00	1,470.00
Guimaras	1,060.00	680.00	1,165.00	1,010.00		
Capiz	1,015.00	580.00	1,035.00	930.00		
Antique	1,010.00	580.00	1,030.00	940.00	1,045.00	1,526.00
Aklan	1,080.00	620.00	1,040.00	940.00	1,040.00	
<i>ave</i>	1,020.00	600.00	1,040.83	944.17	1,016.25	1,498.67

REGION VII						
Cebu	1,080.00	650.00	1,131.00	920.00	1,212.00	1,606.00
Negros Oriental	1,145.00	615.00	1,140.00	1,010.00	1,100.00	1,590.00
Siquijor	1,100.00	700.00	1,200.00	1,100.00	1,350.00	1,500.00
Bohol	930.00	630.00	1,053.00	973.00	1,200.00	1,765.00
<i>ave</i>	1,063.75	648.75	1,131.00	1,000.75	1,215.50	1,615.25

REGION VIII						
Eastern Samar	1,130.00	-	1,230.00	-	-	-
Northern Samar	1,150.00	700.00	1,200.00	1,050.00	1,440.00	-
Western Samar	1,130.00		1,230.00			-
Leyte	1,020.00	600.00	1,090.00	910.00	1,150.00	-
Southern Leyte	1,070.00	736.00	1,178.00	1,110.00	1,307.00	-
Biliran	1,050.00	650.00	1,120.00	1,000.00	1,250.00	-
<i>ave</i>	1,091.67	671.50	1,174.67	1,017.50	1,286.75	
REGION IX						
Zamboanga del Sur	1,070.00	580.00	1,030.00	910.00	1,060.00	1,440.00
Zamboanga Sibugay	1,070.00	620.00	1,110.00	960.00	1,095.00	
Zamboanga del Norte	1,070.00	580.00	1,070.00	880.00		1,550.00
Zamboanga City	1,150.00	670.00	1,200.00	1,000.00		1,800.00
Basilan	1,250.00	900.00	1,325.00	1,250.00	1,400.00	
<i>ave</i>	1,122.00	670.00	1,147.00	1,000.00	1,185.00	1,596.67
REGION X						
Bukidnon	945.00	505.00	1,025.00	880.00	955.00	1,425.00
Misamis Oriental	975.00	495.00	985.00	885.00	980.00	1,470.00
Lanao del Norte	1,070.00	570.00	1,092.50	965.00	1,055.00	1,565.00
Misamis Occidental	1,100.00	600.00	1,100.00	967.50	1,135.00	
Camiguin Province	1,050.00	600.00	1,200.00	1,100.00	1,350.00	1,750.00
<i>ave</i>	1,028.00	554.00	1,080.50	959.50	1,095.00	1,552.50
REGION XI						
Davao City	986.00	494.00	995.00	875.00	948.00	1,408.00
Davao del Norte	1,001.00	524.00	1,014.00	917.00	986.00	1,489.00
Davao del Sur	980.00	540.00	970.00	870.00	979.00	1,550.00
Davao Oriental	990.00	586.00	1,000.00	987.00	989.00	1,350.00
Compostela Valley	989.00	531.00	1,023.00	918.00	988.00	1,458.00
<i>ave</i>	989.20	535.00	1,000.40	913.40	978.00	1,451.00

REGION XII						
North Cotabato	1,012.00	534.00	1,019.00	919.00	988.00	1,486.00
South Cotabato	985.71	525.00	1,021.00	903.00	967.00	1,495.00
Sultan Kudarat	995.00	558.00	992.00	934.00	984.00	-
Sarangani Province	970.00	549.00	1,025.00	936.00	1,000.00	1,455.00
General Santos City	950.00	515.00	978.00	915.00	968.00	1,533.00
<i>ave</i>	982.54	536.20	1,007.00	921.40	981.40	1,492.25
CARAGA						
Agusan Del Norte	1,010.00	580.00	1,110.00	990.00	1,250.00	
Agusan Del Sur	980.00	550.00	1,040.00	920.00	980.00	
Surigao del Norte	980.00	543.00	1,087.00	1,003.00	1,237.00	
Surigao del Sur	990.00	540.00	1,040.00	930.00	1,000.00	
<i>ave</i>	990.00	553.25	1,069.25	960.75	1,116.75	

Prepared by:


ELIZABETH P. PERLADO
 Agriculturist II

Approved


WILFREDO C. ROLDAN
 Executive Director