



Fertilizer Price Monitoring (Week 36, 2018)

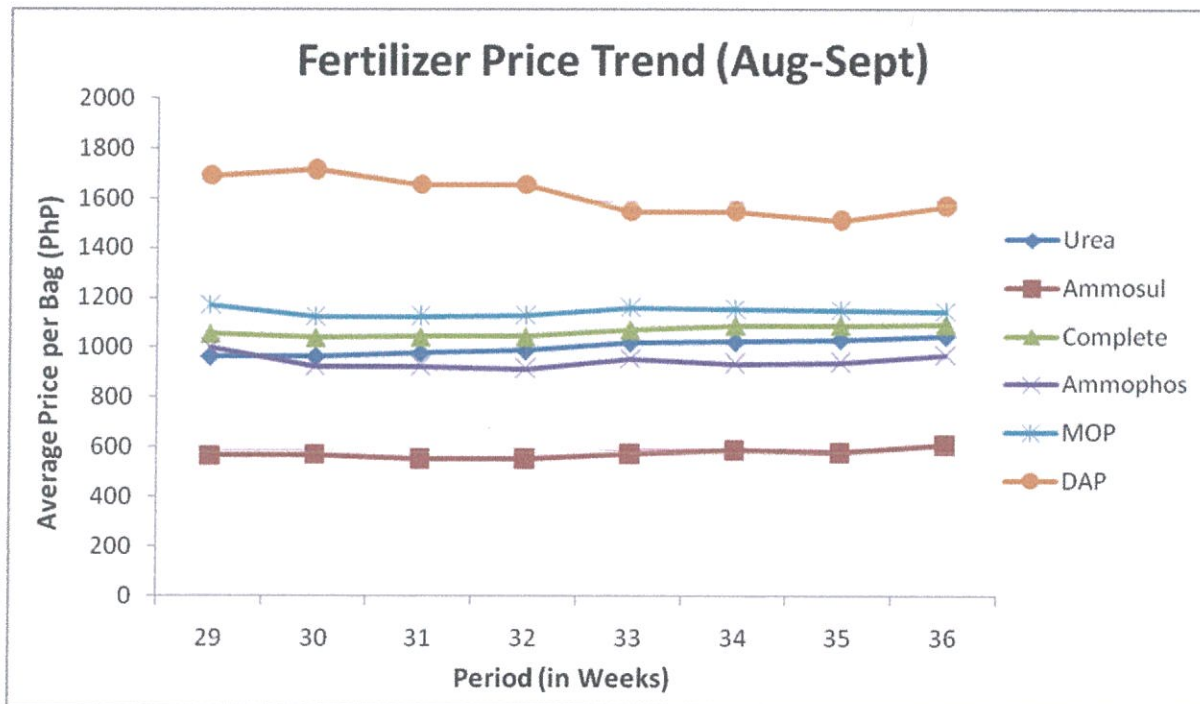


Figure 1. Weekly fertilizer trend of six (6) major fertilizer grades for the period of August –September 2018 (Week 29-36 of 2018).

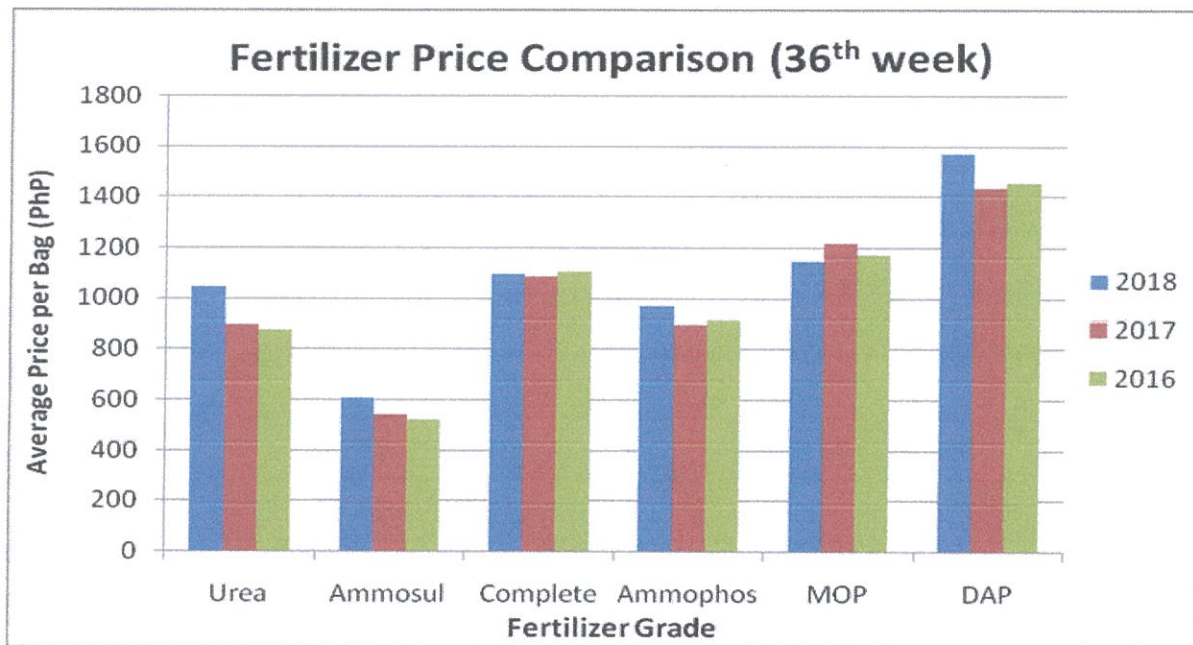


Figure 2. Yearly comparison of weekly fertilizer price for 6 major fertilizer grades (Week 36).

Prepared by:


Elizabeth P. Perlado
 Agriculturist II

Noted by:

[Signature]
Suzette M. Alcaide
 Supervising Agriculturist

Approved by:

[Signature]
Wilfredo C. Roldan
 Executive Director




3pm 0920 19-147



REPUBLIC OF THE PHILIPPINES
 OFFICE OF THE PRESIDENT
 FERTILIZER AND PESTICIDE AUTHORITY
 FPA Bldg., BAI Compound, Visayas Ave., Diliman, Quezon City P.O. Box 2582
 Tel. Nos. 920-8173*920-8573*922-3368*441-1601
 E-mail add: fpa_77@yahoo.com Website: http://fpa.da.gov.ph

CURRENT AVERAGE RETAIL PRICES OF 6 MAJOR GRADES OF INORGANIC FERTILIZERS PER REGION						
September 3-7, 2018						
REGION	UREA	AMMOSUL	COMPLETE	AMMOPHOS	MOP	DAP
	46-0-0	21-0-0	14-14-14	16-20-0	0-0-60	18-46-0
Price (PhP) Per 50-kg. bag						
CAR	994.50	536.88	1,032.33	909.25	1,150.00	-
REGION I	1,008.75	547.50	1,027.50	890.00	1,092.50	-
REGION II	1,011.00	542.00	1,047.07	885.83	1,200.00	-
REGION III	1,010.00	544.29	1,043.57	879.29	1,218.57	-
REGION IV	1,102.00	636.00	1,152.00	1,026.00	1,383.00	-
REGION V	1,105.33	634.67	1,124.00	1,027.33	1,280.33	1,562.50
REGION VI	1,012.50	608.33	1,039.17	946.67	1,015.00	1,498.67
REGION VII	1,061.75	646.25	1,131.00	1,000.75	1,196.50	1,603.75
REGION VIII	1,091.67	671.50	1,174.67	1,017.50	1,286.75	-
REGION IX	1,118.00	666.00	1,143.00	996.00	1,135.00	1,596.67
REGION X	1,013.00	573.00	1,079.00	962.50	1,091.40	1,557.00
REGION XI	990.00	536.00	1,012.00	919.00	974.00	1,472.00
REGION XII	980.80	534.40	1,002.00	918.00	980.00	1,497.20
CARAGA	1,025.75	559.25	1,086.00	963.50	1,074.00	1,770.00
ARMM	1,250.00		1,325.00		-	-
Average Price	1,051.67	588.29	1,094.55	952.97	1,148.36	1,569.72

Prepared by:


 ELIZABETH P. PERLADO
 Agriculturist II

Noted by:


 SUZETTIE M. ALCAIDE
 Supervising Agriculturist

Approved


 WILFREDO C. ROLDAN
 Executive Director

CURRENT PRICES OF 6 MAJOR GRADES FERTILIZER PER PROVINCES PER REGION

September 3-7, 2018						
FERTILIZER GRADES/ PRICE PER 50 KGS. BAG						
REGIONS/PROVINCE	UREA 46-0-0	AMMOSUL 21-0-0	COMPLETE 14-14-14	AMMOPHOS 16-20-0	MOP 0-0-60	DAP 18-46-0
CAR	994.50	536.88	1,032.33	909.25	1,150.00	-
MT. Province	1,053.00	565.00	1,076.00	867.00		-
Kalinga/ Apayao	990.00	550.00	1,020.00	900.00	1,150.00	-
Benguet/ Baguio	945.00	496.50	1,003.33	950.00	-	-
Abra	990.00	536.00	1,030.00	920.00		-
REGION I	1,008.75	547.50	1,027.50	890.00	1,092.50	-
Ilocos Norte	950.00	540.00	1,020.00	800.00	1,100.00	-
Ilocos Sur	1,075.00	560.00	1,000.00	980.00	1,100.00	-
La Union	990.00	540.00	1,020.00	880.00	1,150.00	-
Pangasinan	1,020.00	550.00	1,070.00	900.00	1,020.00	-
REGION II	1,011.00	542.00	1,047.07	885.83	1,200.00	-
Cagayan	1,015.00	550.00	1,050.00	882.50	1,225.00	-
Isabela	950.00	490.00	1,020.00	880.00	1,250.00	-
Nueva Vizcaya	1,030.00	570.00	1,015.33	846.66		-
Quirino	1,035.00	575.00	1,100.00	880.00	1,250.00	-
Lower Apayao	1,025.00	525.00	1,050.00	940.00	1,075.00	-
REGION III	1,010.00	544.29	1,043.57	879.29	1,218.57	-
Aurora	1,000.00	570.00	1,075.00	925.00	1,275.00	-
Bataan	995.00	540.00	1,050.00	880.00	1,175.00	-
Bulacan	1,050.00	525.00	1,025.00	865.00	1,275.00	-
Nueva Ecija	990.00	535.00	1,025.00	865.00	1,140.00	-
Pampanga	1,000.00	560.00	1,045.00	865.00	1,315.00	-
Tarlac	985.00	515.00	1,005.00	860.00	1,135.00	-
Zambales	1,050.00	565.00	1,080.00	895.00	1,215.00	-

REGION IV	1,102.00	636.00	1,152.00	1,026.00	1,383.00	-
Batangas	1,080.00	580.00	1,091.00	900.00	1,217.00	-
Cavite	1,081.00	588.00	1,228.00	1,090.00	1,580.00	
Laguna	1,106.00	580.00	1,123.00	985.00	1,309.00	-
Marinduque	1,172.00	792.00	1,211.00	1,118.00	1,600.00	-
Occ. Mindoro	1,083.00	583.00	1,066.00	906.00	1,313.00	-
Oriental Mindoro	1,101.00	594.00	1,083.00	961.00	1,308.00	-
Palawan	1,127.00	675.00	1,157.00	1,039.00	1,171.00	-
Quezon	1,093.00	618.00	1,182.00	1,026.00	1,567.00	-
Romblon	1,075.00	713.00	1,223.00	1,211.00		-
REGION V	1,105.33	634.67	1,124.00	1,027.33	1,280.33	1,562.50
Albay	1,057.00	614.00	1,090.00	986.00	1,261.00	
Camarines Norte	1,065.00	650.00	1,100.00	985.00	1,265.00	
Camarines Sur	1,085.00	594.00	1,069.00	958.00	1,236.00	1,675.00
Catanduanes	1,150.00	730.00	1,300.00	1,280.00	1,300.00	
Masbate	1,150.00	610.00	1,100.00	950.00	1,300.00	1,450.00
Sorsogon	1,125.00	610.00	1,085.00	1,005.00	1,320.00	

REGION VI	1,012.50	608.33	1,039.17	946.67	1,015.00	1,498.67
Iloilo	985.00	600.00	1,015.00	910.00	1,015.00	1,500.00
Neg. Occidental	950.00	550.00	960.00	940.00	960.00	1,470.00
Guimaras	1,060.00	680.00	1,165.00	1,010.00		
Capiz	1,000.00	630.00	1,025.00	940.00		
Antique	1,010.00	580.00	1,030.00	940.00	1,045.00	1,526.00
Aklan	1,070.00	610.00	1,040.00	940.00	1,040.00	
REGION VII	1,061.75	646.25	1,131.00	1,000.75	1,196.50	1,603.75
Cebu	1,072.00	640.00	1,131.00	920.00	1,136.00	1,560.00
Negros Oriental	1,145.00	615.00	1,140.00	1,010.00	1,100.00	1,590.00
Siquijor	1,100.00	700.00	1,200.00	1,100.00	1,350.00	1,500.00
Bohol	930.00	630.00	1,053.00	973.00	1,200.00	1,765.00


REGION VIII	1,091.67	671.50	1,174.67	1,017.50	1,286.75	-
Eastern Samar	1,130.00	-	1,230.00	-	-	-
Northern Samar	1,150.00	700.00	1,200.00	1,050.00	1,440.00	-
Western Samar	1,130.00		1,230.00			-
Leyte	1,020.00	600.00	1,090.00	910.00	1,150.00	-
Southern Leyte	1,070.00	736.00	1,178.00	1,110.00	1,307.00	-
Biliran	1,050.00	650.00	1,120.00	1,000.00	1,250.00	-
REGION IX	1,118.00	666.00	1,143.00	996.00	1,135.00	1,596.67
Zamboanga del Sur	1,070.00	580.00	1,030.00	910.00	1,060.00	1,440.00
Zamboanga Sibugay	1,070.00	620.00	1,110.00	960.00	1,095.00	
Zamboanga del Norte	1,050.00	560.00	1,050.00	860.00		1,550.00
Zamboanga City	1,150.00	670.00	1,200.00	1,000.00		1,800.00
Basilan	1,250.00	900.00	1,325.00	1,250.00	1,250.00	-
REGION X	1,013.00	573.00	1,079.00	962.50	1,091.40	1,557.00
Bukidnon	945.00	505.00	1,020.00	880.00	955.00	1,440.00
Misamis Oriental	955.00	510.00	990.00	900.00	977.00	1,455.00
Lanao del Norte	1,055.00	625.00	1,105.00	965.00	1,050.00	1,500.00
Misamis Occidental	1,050.00	625.00	1,080.00	967.50	1,125.00	1,640.00
Camiguin Province	1,060.00	600.00	1,200.00	1,100.00	1,350.00	1,750.00
REGION XI	990.00	536.00	1,012.00	919.00	974.00	1,472.00
Davao City	986.00	494.00	995.00	875.00	948.00	1,408.00
Davao del Norte	994.00	526.00	1,013.00	922.00	976.00	1,476.00
Davao del Sur	980.00	540.00	1,000.00	890.00	970.00	1,540.00
Davao Oriental	998.00	576.00	1,010.00	987.00	994.00	
Compostela Valley	992.00	542.00	1,043.00	920.00	982.00	1,464.00
REGION XII	980.80	534.40	1,002.00	918.00	980.00	1,497.20
North Cotabato	1,012.00	534.00	1,019.00	919.00	988.00	1,486.00
South Cotabato	970.00	523.00	985.00	901.00	973.00	1,520.00
Sultan Kudarat	995.00	558.00	992.00	934.00	984.00	1,500.00
Sarangani Province	972.00	547.00	1,028.00	936.00	989.00	1,455.00
General Santos City	955.00	510.00	986.00	900.00	966.00	1,525.00

CARAGA	1,025.75	559.25	1,086.00	963.50	1,074.00	1,770.00
Agusan Del Norte	1,006.00	552.00	1,047.00	936.00	1,023.00	1,770.00
Agusan Del Sur	980.00	550.00	1,040.00	920.00	980.00	-
Surigao del Norte	1,042.00	565.00	1,152.00	1,008.00	1,233.00	-
Surigao del Sur	1,075.00	570.00	1,105.00	990.00	1,060.00	-
ARMM	1,250.00		1,325.00		-	-
Basilan	1,250.00		1,325.00		-	-

Prepared by:


ELIZABETH P. PERLADO
 Agriculturist II

Noted by:


SUZETTE M. ALCAIDE
 Supervising Agriculturist

Approved


WILFREDO C. ROLDAN
 Executive Director