



REPUBLIC OF THE PHILIPPINES
DEPARTMENT OF AGRICULTURE
FERTILIZER AND PESTICIDE AUTHORITY

FPA Bldg. B.A.I. Compound Visayas Ave. Diliman, Quezon City P.O. Box 2582, Q.C.
Tel. Nos. 920-8173*920-8573*922-3368-441-1601
E-mail add: fpacentral77@gmail.com Website: <http://fpa.da.gov.ph>

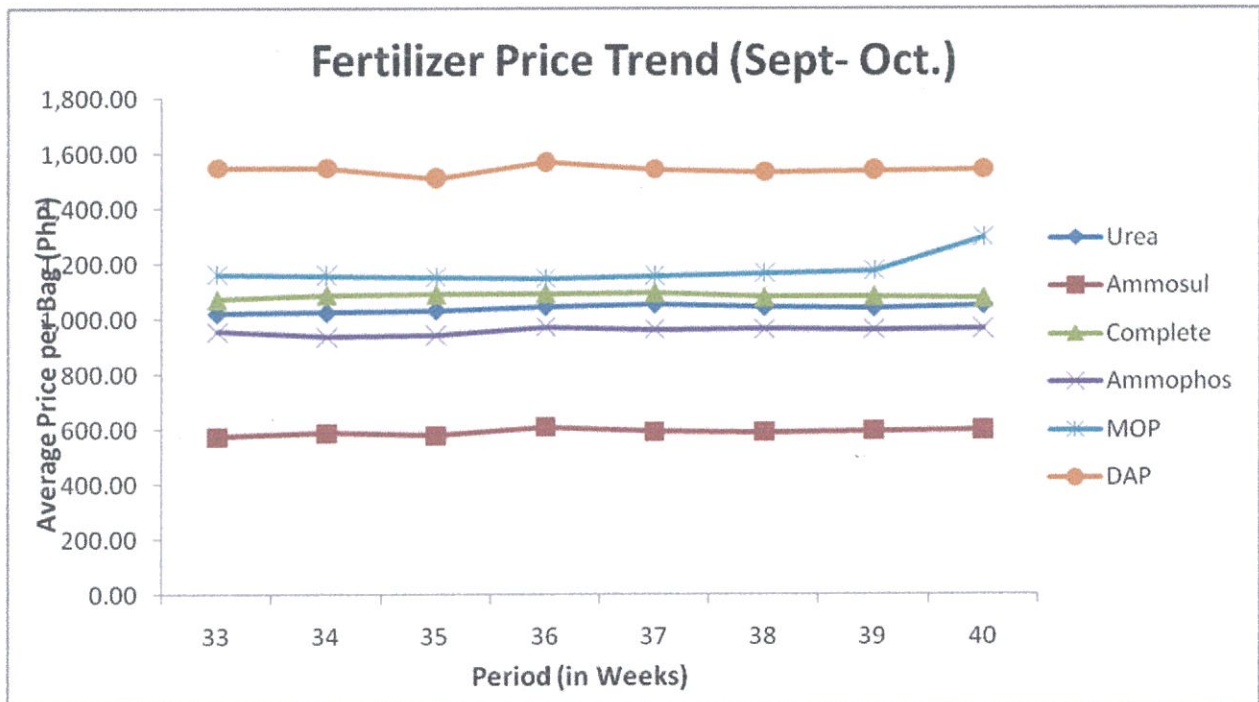


Figure 1. Weekly fertilizer trend of six (6) major fertilizer grades for the period of September-October 2018 (Week 33-40 of 2018).

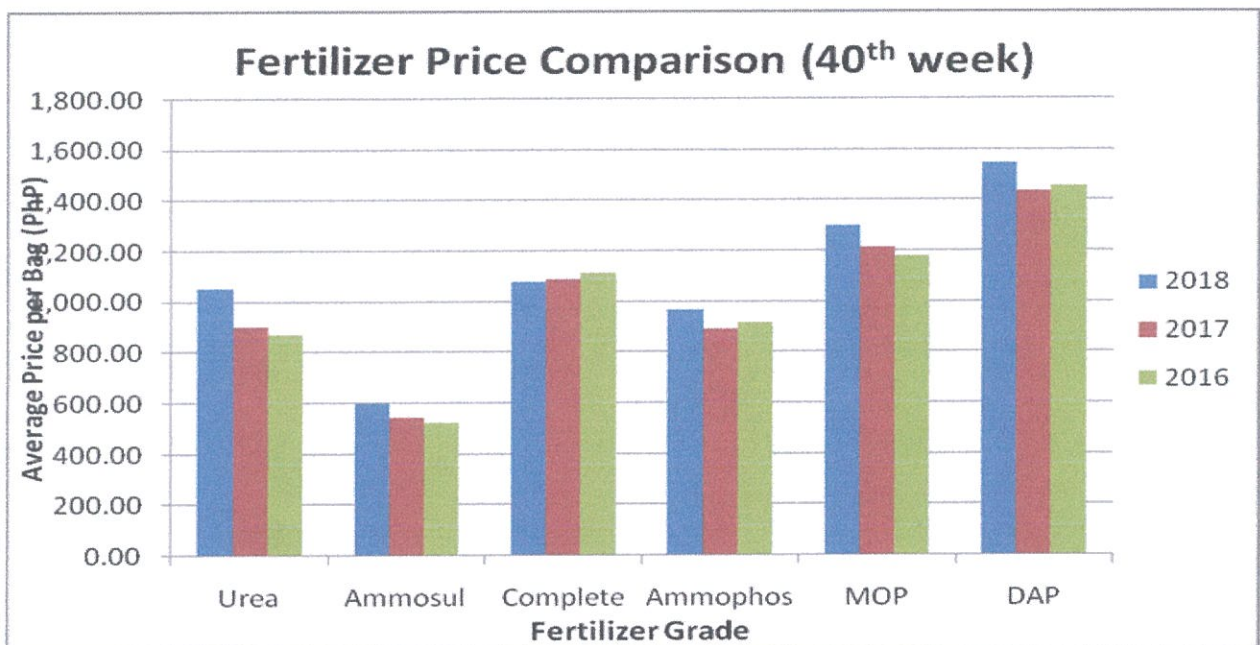



Figure 2. Yearly comparison of weekly fertilizer price for 6 major fertilizer grades (Week 40).

Prepared by:

Elizabeth P. Perlado
Agriculturist II

Approved by:

WILFRIDO C. ROLDAN
Executive Director



3:48 pm

107018-125



REPUBLIC OF THE PHILIPPINES
DEPARTMENT OF AGRICULTURE
FERTILIZER AND PESTICIDE AUTHORITY

FPA Bldg. B.A.I. Compound Visayas Ave. Diliman, Quezon City P.O. Box 2582, Q.C.

Tel. Nos. 920-8173*920-8573*922-3368-441-1601

E-mail add: fpacentral77@gmail.com

Website: <http://fpa.da.gov.ph>

CURRENT AVERAGE RETAIL PRICES OF 6 MAJOR GRADES OF INORGANIC FERTILIZERS PER REGION						
October 1-5, 2018						
REGION	UREA 46-0-0	AMMOSUL 21-0-0	COMPLETE 14-14-14	AMMOPHOS 16-20-0	MOP 0-0-60	DAP 18-46-0
Price (PhP) Per 50-kg. bag						
CAR	1,067.50	578.75	1,078.75	955.75	1,335.00	-
REGION I	1,027.50	545.00	1,021.50	945.00	1,337.50	-
REGION II	1,034.50	552.00	1,038.00	977.33	1,233.33	-
REGION III	1,031.79	535.36	1,050.36	903.57	1,237.14	-
REGION IV	1,115.33	645.89	1,162.67	1,082.11	1,443.38	-
REGION V	1,096.67	632.50	1,127.00	1,018.25	1,278.67	1,562.50
REGION VI	1,042.20	600.00	1,049.17	936.67	1,033.75	1,500.00
REGION VII	1,063.75	648.75	1,131.00	1,000.75	1,215.50	1,615.25
REGION VIII	1,120.00	704.00	1,199.67	1,022.50	1,281.75	-
REGION IX	1,130.00	668.00	1,134.00	986.00	1,170.00	1,615.00
REGION X	1,038.50	567.50	1,086.50	962.90	1,117.50	1,566.88
REGION XI	1,003.60	531.00	1,033.40	905.20	1,032.60	1,449.20
REGION XII	987.80	541.60	1,006.10	923.80	985.80	1,530.50
CARAGA	982.25	547.14	1,079.18	949.75	1,152.00	1,500.00
average price	1,052.96	592.69	1,085.52	960.11	1,203.85	1,542.42

Prepared by:


ELIZABETH P. PERLADO
Agriculturist II

Approved


WILFREDO C. ROLDAN
Executive Director

CURRENT PRICES OF 6 MAJOR GRADES FERTILIZER PER PROVINCES PER REGION

October 1-5, 2018						
FERTILIZER GRADES/ PRICE PER 50 KGS. BAG						
REGIONS/PROVINCE	UREA	AMMOSUL	COMPLETE	AMMOPHOS	MOP	DAP
	46-0-0	21-0-0	14-14-14	16-20-0	0-0-60	18-46-0
CAR						
MT. Province	1,050.00	570.00	1,070.00	873.00		-
Kalinga/ Apayao	1,020.00	570.00	1,040.00	920.00	1,150.00	-
Benguet/ Baguio	1,050.00	525.00	1,055.00	930.00	1,520.00	-
Abra	1,150.00	650.00	1,150.00	1,100.00		-
<i>ave</i>	1,067.50	578.75	1,078.75	955.75	1,335.00	
REGION I						
Ilocos Norte	1,000.00	520.00	1,020.00	830.00	1,500.00	-
Ilocos Sur	1,050.00	560.00	1,000.00	980.00	1,500.00	-
La Union	1,030.00	550.00	1,040.00	920.00	1,170.00	-
Pangasinan	1,030.00	550.00	1,026.00	1,050.00	1,180.00	-
<i>ave</i>	1,027.50	545.00	1,021.50	945.00	1,337.50	
REGION II						
Cagayan	1,020.00	560.00	1,075.00	880.00	1,250.00	-
Isabela	1,022.50	510.00	1,010.00	856.66	1,150.00	-
Nueva Vizcaya	1,040.00	575.00	1,040.00	905.00	-	-
Quirino	1,070.00	560.00	1,030.00	865.00	-	-
Lower Apayao	1,020.00	555.00	1,035.00	880.00	1,300.00	-
<i>ave</i>	1,034.50	552.00	1,038.00	877.33	1,233.33	
REGION III						
Aurora	1,150.00	585.00	1,140.00	970.00	1,275.00	-
Bataan	1,050.00	560.00	1,060.00	890.00	1,225.00	-
Bulacan	1,025.00	525.00	1,025.00	880.00	1,275.00	-
Nueva Ecija	987.50	517.50	1,002.50	900.00	1,235.00	-
Pampanga	975.00	535.00	1,045.00	865.00	1,275.00	-
Tarlac	985.00	500.00	975.00	855.00	1,160.00	-
Zambales	1,050.00	525.00	1,105.00	965.00	1,215.00	-
<i>ave</i>	1,031.79	535.36	1,050.36	903.57	1,237.14	

REGION IV						
Batangas	1,076.00	543.00	1,167.00	910.00	1,550.00	-
Cavite	1,132.00	645.00	1,243.00	1,556.00	1,575.00	-
Laguna	1,094.00	588.00	1,117.00	989.00	1,320.00	-
Marinduque	1,191.00	800.00	1,226.00	1,126.00	1,750.00	-
Occ. Mindoro	1,086.00	587.00	1,071.00	921.00	1,306.00	-
Oriental Mindoro	1,131.00	611.00	1,099.00	973.00	1,328.00	-
Palawan	1,107.00	688.00	1,126.00	1,024.00	1,152.00	-
Quezon	1,128.00	638.00	1,187.00	1,021.00	1,566.00	-
Romblon	1,093.00	713.00	1,228.00	1,219.00	-	-
<i>ave</i>	1,115.33	645.89	1,162.67	1,082.11	1,443.38	

REGION V						
Albay	1,058.00	615.00	1,090.00	986.00	1,261.00	-
Camarines Norte	1,065.00	650.00	1,100.00	985.00	1,265.00	-
Camarines Sur	1,092.00	580.00	1,067.00	933.50	1,226.00	1,675.00
Catanduanes	1,150.00	730.00	1,300.00	1,280.00	1,300.00	-
Masbate	1,090.00	610.00	1,120.00	920.00	1,300.00	1,450.00
Sorsogon	1,125.00	610.00	1,085.00	1,005.00	1,320.00	-
<i>ave</i>	1,096.67	632.50	1,127.00	1,018.25	1,278.67	1,562.50

REGION VI						
Iloilo	1,040.00	590.00	1,015.00	900.00	1,020.00	1,500.00
Neg. Occidental	1,010.00	530.00	960.00	860.00	960.00	1,470.00
Guimaras	1,060.00	680.00	1,165.00	1,010.00	-	-
Capiz	1,045.00	610.00	1,035.00	930.00	-	-
Antique	1,056.00	570.00	1,040.00	940.00	1,055.00	1,530.00
Aklan	-	620.00	1,080.00	980.00	1,100.00	
<i>ave</i>	1,042.20	600.00	1,049.17	936.67	1,033.75	1,500.00

REGION VII						
Cebu	1,080.00	650.00	1,131.00	920.00	1,212.00	1,606.00
Negros Oriental	1,145.00	615.00	1,140.00	1,010.00	1,100.00	1,590.00
Siquijor	1,100.00	700.00	1,200.00	1,100.00	1,350.00	1,500.00
Bohol	930.00	630.00	1,053.00	973.00	1,200.00	1,765.00
<i>ave</i>	1,063.75	648.75	1,131.00	1,000.75	1,215.50	1,615.25

REGION VIII						
Eastern Samar	1,130.00	-	1,230.00	-	-	-
Northern Samar	1,280.00	700.00	1,350.00	1,050.00	1,440.00	-
Southern Samar	1,130.00	-	1,230.00	-	-	-
Leyte	1,060.00	730.00	1,090.00	930.00	1,130.00	-
Southern Leyte	1,070.00	736.00	1,178.00	1,110.00	1,307.00	-
Biliran	1,050.00	650.00	1,120.00	1,000.00	1,250.00	-
<i>ave</i>	1,120.00	704.00	1,199.67	1,022.50	1,281.75	
REGION IX						
Zamboanga del Sur	1,060.00	580.00	1,040.00	920.00	1,050.00	-
Zamboanga Sibugay	1,140.00	630.00	1,110.00	950.00	1,180.00	1,680.00
Zamboanga del Norte	1,070.00	580.00	1,070.00	880.00		1,550.00
Zamboanga City	1,130.00	650.00	1,150.00	980.00	1,200.00	-
Basilan	1,250.00	900.00	1,300.00	1,200.00	1,250.00	-
<i>ave</i>	1,130.00	668.00	1,134.00	986.00	1,170.00	1,615.00
REGION X						
Bukidnon	967.50	502.50	987.50	882.50	962.50	1,432.50
Misamis Oriental	990.00	515.00	1,000.00	910.00	1,035.00	1,485.00
Lanao del Norte	1,090.00	595.00	1,125.00	955.00	1,115.00	1,600.00
Misamis Occidental	1,055.00	625.00	1,120.00	967.00	1,125.00	-
Camiguin Province	1,090.00	600.00	1,200.00	1,100.00	1,350.00	1,750.00
<i>ave</i>	1,038.50	567.50	1,086.50	962.90	1,117.50	1,566.88
REGION XI						
Davao City	1,032.00	490.00	989.00	890.00	1,127.00	1,358.00
Davao del Norte	1,007.00	535.00	1,027.00	917.00	1,001.00	1,509.00
Davao del Sur	1,010.00	520.00	1,010.00	880.00	980.00	1,560.00
Davao Oriental	1,006.00	575.00	1,102.00	915.00	1,066.00	1,350.00
Compostela Valley	963.00	535.00	1,039.00	924.00	989.00	1,469.00
<i>ave</i>	1,003.60	531.00	1,033.40	905.20	1,032.60	1,449.20

REGION XII						
North Cotabato	1,018.00	537.00	1,029.00	932.00	989.00	1,522.00
South Cotabato	981.00	533.00	998.50	909.00	973.00	1,500.00
Sultan Kudarat	995.00	560.00	1,000.00	935.00	995.00	-
Sarangani Province	970.00	548.00	1,025.00	928.00	1,004.00	1,550.00
General Santos City	975.00	530.00	978.00	915.00	968.00	1,550.00
<i>ave</i>	987.80	541.60	1,006.10	923.80	985.80	1,530.50
CARAGA						
Agusan Del Norte	1,038.00	580.00	1,101.00	988.00	1,233.00	-
Agusan Del Sur	990.00	555.00	1,040.00	950.00	1,100.00	1,500.00
Surigao del Norte	881.00	493.57	1,125.71	876.00	1,245.00	-
Surigao del Sur	1,020.00	560.00	1,050.00	985.00	1,030.00	-
<i>ave</i>	982.25	547.14	1,079.18	949.75	1,152.00	1,500.00

Prepared by:


ELIZABETH P. PERLADO
 Agriculturist II

Approved


WILFREDO C. ROLDAN
 Executive Director