



REPUBLIC OF THE PHILIPPINES  
 OFFICE OF THE PRESIDENT  
**FERTILIZER AND PESTICIDE AUTHORITY**  
 FPA Bldg. B.A.I. Compound Visayas Ave. Diliman, Quezon City P.O. Box 2582, Q.C.  
 Tel. Nos. 920-8173\*920-8573\*922-3368-441-1601  
 E-mail add: [fpacentral77@gmail.com](mailto:fpacentral77@gmail.com) Website: <http://fpa.da.gov.ph>

**FPA-PMO**  
 By: *Ren*  
 Date: *4/3/18*  
*4:10pm*

**Fertilizer Price Monitoring (Week 13, 2018)**

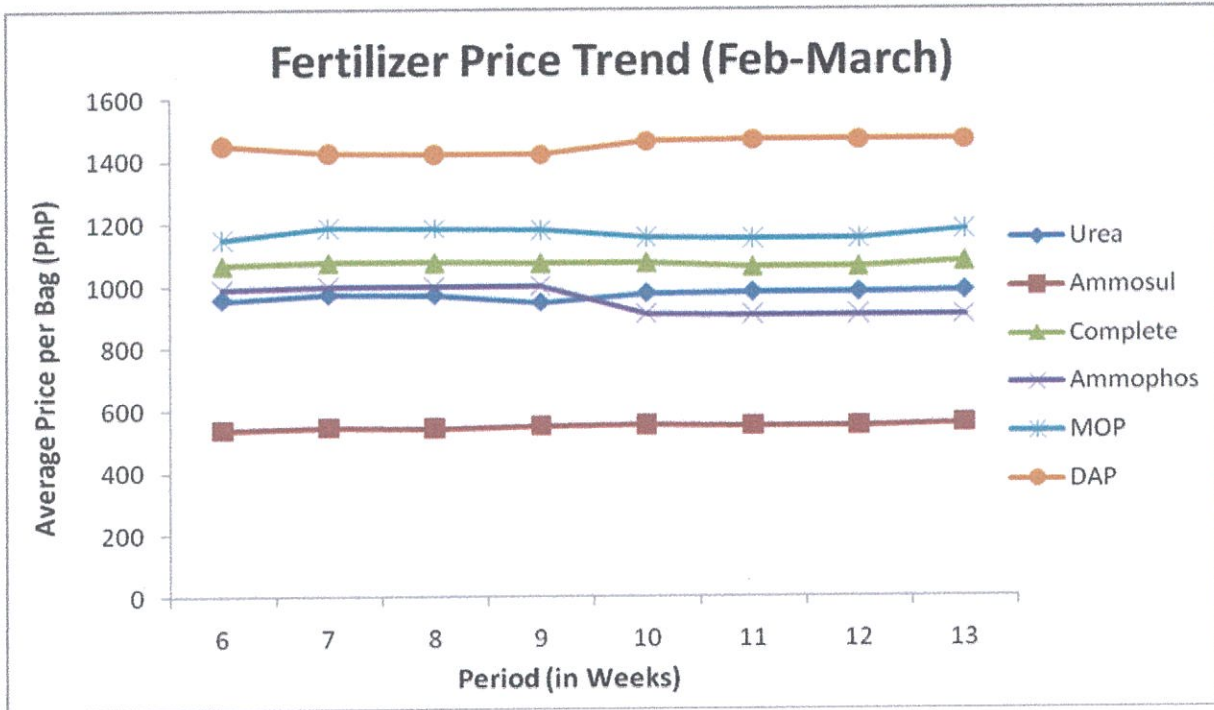


Figure 1. Weekly fertilizer trend of six (6) major fertilizer grades for the periods of February to March 2018 (Week 6-12 of 2018)

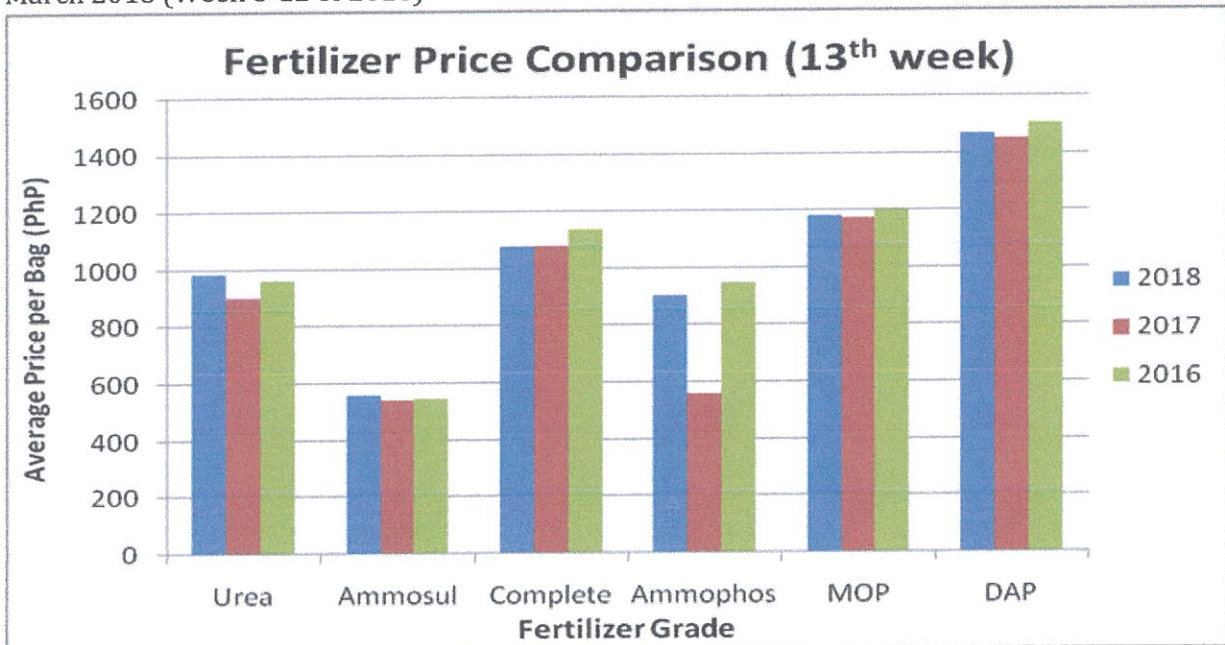


Figure 2. Yearly comparison of weekly fertilizer price for 6 major fertilizer grades (Week 13).

Prepared by:

*[Signature]*  
**Suzette M. Altaide**  
 Supervising Agriculturist

Approved by:

*[Signature]*  
**Wilfredo C. Roldan**  
 Executive Director

**FPA-PMO**  
 By: *Julie*  
 Date: *04/24/18*

042018 -15




REPUBLIC OF THE PHILIPPINES  
 OFFICE OF THE PRESIDENT  
**FERTILIZER AND PESTICIDE AUTHORITY**  
 FPA Bldg., BAI Compound, Visayas Ave., Diliman, Quezon City P.O. Box 2582  
 Tel. Nos. 920-8173\*920-8573\*922-3368\*441-1601  
 E-mail add: fpa\_77@yahoo.com Website: http://fpa.da.gov.ph

CURRENT AVERAGE RETAIL PRICES OF 6 MAJOR GRADES OF INORGANIC FERTILIZERS PER REGION						
March 26-30, 2018						
REGION	UREA	AMMOSUL	COMPLETE	AMMOPHOS	MOP	DAP
	46-0-0	21-0-0	14-14-14	16-20-0	0-0-60	18-46-0
<i>Price (Php) Per 50-kg. bag</i>						
CAR	989.75	502.50	1,007.50	856.50	1,172.50	-
REGION I	932.50	515.00	1,052.50	850.00	1,450.00	-
REGION II	951.88	596.25	1,031.20	820.00	1,385.00	-
REGION III	927.86	536.43	1,014.29	830.71	1,251.07	-
REGION IV	1,048.00	636.22	1,121.00	967.89	1,393.88	-
REGION V	1,017.83	627.56	1,109.27	978.80	1,344.13	1,700.00
REGION VI	910.00	509.17	1,016.67	836.67	1,001.25	1,336.67
REGION VII	995.75	590.00	1,143.25	966.25	1,157.50	1,518.75
REGION VIII	1,154.17	651.67	1,204.75	1,036.67	1,225.00	1,430.00
REGION IX	1,076.00	582.50	1,104.60	895.00	1,122.50	1,470.00
REGION X	930.83	518.33	1,050.83	1,061.67	1,041.25	1,486.67
REGION XI	946.00	515.00	1,013.40	842.80	979.60	1,368.50
REGION XII	934.61	521.61	1,009.00	853.33	971.56	1,416.65
CARAGA	855.75	504.75	1,027.75	871.50	1,029.00	-
ARMM	1,073.00	-	1,243.35	-	-	-
<b>Average Price</b>	<b>982.93</b>	<b>557.64</b>	<b>1,076.62</b>	<b>904.84</b>	<b>1,180.30</b>	<b>1,465.90</b>

Prepared by:

  
**MARK GLENN S. REQUILMAN**  
 Administrative Aide VI

Noted by:

  
**SUZETTIE M. ALCAIDE**  
 Supervising Agriculturist

Approved

  
**WILFREDO C. ROLDAN**  
 Executive Director

## CURRENT PRICES OF 6 MAJOR GRADES FERTILIZER PER PROVINCES PER REGION

March 26-30, 2018						
FERTILIZER GRADES/ PRICE PER 50 KGS. BAG						
REGIONS/PROVINCE	UREA 46-0-0	AMMOSUL 21-0-0	COMPLETE 14-14-14	AMMOPHOS 16-20-0	MOP 0-0-60	DAP 18-46-0
<b>CAR</b>	<b>989.75</b>	<b>502.50</b>	<b>1,007.50</b>	<b>856.50</b>	<b>1,172.50</b>	-
Abra	950.00	500.00	1,010.00	875.00	1,000.00	-
Benguet/ Baguio	1,100.00	480.00	995.00	825.00	1,355.00	-
MT. Province	999.00	510.00	1,000.00	890.00	1,175.00	-
Kalinga/ Apayao	910.00	520.00	1,025.00	836.00	1,160.00	-
<b>REGION I</b>	<b>932.50</b>	<b>515.00</b>	<b>1,052.50</b>	<b>850.00</b>	<b>1,450.00</b>	-
Ilocos Norte	970.00	520.00	1,000.00	850.00	1,550.00	-
Ilocos Sur	1,050.00	500.00	1,020.00	850.00	1,600.00	-
La Union	850.00	500.00	1,190.00	900.00	-	-
Pangasinan	860.00	540.00	1,000.00	800.00	1,200.00	-
<b>REGION II</b>	<b>951.88</b>	<b>596.25</b>	<b>1,031.20</b>	<b>820.00</b>	<b>1,385.00</b>	-
Cagayan	940.00	520.00	1,020.00	840.00	1,350.00	-
Isabela	980.00	520.00	1,100.00	805.00	1,420.00	-
Nueva Vizcaya	987.50	835.00	1,014.81	835.00	-	-
Quirino	900.00	510.00	990.00	800.00	-	-
<b>REGION III</b>	<b>927.86</b>	<b>536.43</b>	<b>1,014.29</b>	<b>830.71</b>	<b>1,251.07</b>	-
Aurora	1,010.00	575.00	1,090.00	920.00	1,275.00	-
Bataan	965.00	535.00	1,055.00	895.00	1,325.00	-
Bulacan	925.00	515.00	990.00	825.00	1,325.00	-
Nueva Ecija	890.00	510.00	990.00	805.00	1,170.00	-
Pampanga	865.00	575.00	975.00	765.00	1,267.50	-
Tarlac	885.00	495.00	970.00	790.00	1,170.00	-
Zambales	955.00	550.00	1,030.00	815.00	1,225.00	-

## CURRENT PRICES OF 6 MAJOR GRADES FERTILIZER PER PROVINCES PER REGION

March 26-30, 2018						
FERTILIZER GRADES/ PRICE PER 50 KGS. BAG						
REGIONS/PROVINCE	UREA 46-0-0	AMMOSUL 21-0-0	COMPLETE 14-14-14	AMMOPHOS 16-20-0	MOP 0-0-60	DAP 18-46-0
<b>REGION IV</b>	<b>1,048.00</b>	<b>636.22</b>	<b>1,121.00</b>	<b>967.89</b>	<b>1,393.88</b>	-
Batangas	1,049.00	588.00	1,111.00	860.00	1,395.00	-
Cavite	1,041.00	593.00	1,085.00	1,121.00	1,592.00	-
Laguna	1,042.00	635.00	1,140.00	953.00	1,350.00	-
Marinduque	1,145.00	760.00	1,189.00	1,108.00	1,683.00	-
Occ. Mindoro	1,011.00	588.00	1,128.00	891.00	1,318.00	-
Oriental Mindoro	1,055.00	606.00	1,104.00	919.00	1,315.00	-
Palawan	1,024.00	622.00	1,106.00	940.00	1,148.00	-
Quezon	995.00	556.00	1,070.00	933.00	1,350.00	-
Romblon	1,070.00	778.00	1,156.00	986.00	-	-
<b>REGION V</b>	<b>1,017.83</b>	<b>627.56</b>	<b>1,109.27</b>	<b>978.80</b>	<b>1,344.13</b>	<b>1,700.00</b>
Albay	1,012.20	623.00	1,054.60	933.30	1,261.00	-
Camarines Norte	995.00	630.00	1,066.00	910.00	1,260.00	-
Camarines Sur	984.75	569.50	1,065.00	899.50	1,238.75	1,700.00
Catanduanes	1,125.00	730.00	1,300.00	1,280.00	1,675.00	-
Masbate	990.00	590.00	1,100.00	930.00	1,300.00	-
Sorsogon	1,000.00	622.86	1,070.00	920.00	1,330.00	-
<b>REGION VI</b>	<b>910.00</b>	<b>509.17</b>	<b>1,016.67</b>	<b>836.67</b>	<b>1,001.25</b>	<b>1,336.67</b>
Iloilo	875.00	490.00	985.00	815.00	1,060.00	1,345.00
Neg. Occidental	860.00	450.00	940.00	765.00	890.00	1,270.00
Guimaras	900.00	500.00	980.00	820.00	-	-
Capiz	930.00	530.00	1,030.00	840.00	-	-
Antique	915.00	505.00	995.00	810.00	1,040.00	1,395.00
Aklan	980.00	580.00	1,170.00	970.00	1,015.00	-

## CURRENT PRICES OF 6 MAJOR GRADES FERTILIZER PER PROVINCES PER REGION

March 26-30, 2018						
FERTILIZER GRADES/ PRICE PER 50 KGS. BAG						
REGIONS/PROVINCE	UREA 46-0-0	AMMOSUL 21-0-0	COMPLETE 14-14-14	AMMOPHOS 16-20-0	MOP 0-0-60	DAP 18-46-0
<b>REGION VII</b>	<b>995.75</b>	<b>590.00</b>	<b>1,143.25</b>	<b>966.25</b>	<b>1,157.50</b>	<b>1,518.75</b>
Cebu	1,050.00	580.00	1,120.00	920.00	1,080.00	1,550.00
Negros	933.00	600.00	1,150.00	915.00	1,150.00	1,425.00
Siquijor	970.00	600.00	1,150.00	1,050.00	1,200.00	1,450.00
Bohol	1,030.00	580.00	1,153.00	980.00	1,200.00	1,650.00
<b>REGION VIII</b>	<b>1,154.17</b>	<b>651.67</b>	<b>1,204.75</b>	<b>1,036.67</b>	<b>1,225.00</b>	<b>1,430.00</b>
Eastern Samar	1,185.00	-	1,300.00	-	-	-
Northern Samar	1,290.00	-	1,320.00	-	-	-
Western Samar	1,100.00	690.00	1,260.00	-	-	-
Leyte	1,070.00	585.00	1,070.00	900.00	1,150.00	1,430.00
Southern Leyte	1,200.00	680.00	1,043.50	1,210.00	1,300.00	-
Biliran	1,080.00	-	1,235.00	1,000.00	-	-
<b>REGION IX</b>	<b>1,076.00</b>	<b>582.50</b>	<b>1,104.60</b>	<b>895.00</b>	<b>1,122.50</b>	<b>1,470.00</b>
Zamboanga del Sur	990.00	550.00	1,030.00	830.00	1,060.00	1,440.00
Zamboanga Sibugay	980.00	580.00	1,050.00	940.00	1,180.00	1,600.00
Zamboanga del Norte	980.00	550.00	1,040.00	860.00	1,050.00	1,400.00
Zamboanga City	1,130.00	650.00	1,160.00	950.00	1,200.00	1,440.00
Basilan	1,300.00	-	1,243.00	-	-	-
<b>REGION X</b>	<b>930.83</b>	<b>518.33</b>	<b>1,050.83</b>	<b>1,061.67</b>	<b>1,041.25</b>	<b>1,486.67</b>
Bukidnon	825.00	500.00	1,035.00	850.00	1,000.00	1,410.00
Misamis Oriental	900.00	485.00	997.50	1,000.00	967.50	1,385.00
Cagayan de Oro City	890.00	475.00	992.50	1,000.00	970.00	1,375.00
Lanao del Norte	975.00	540.00	1,085.00	1,150.00	1,060.00	1,500.00
Misamis Occidental	995.00	560.00	1,100.00	1,170.00	1,100.00	1,650.00
Camiguin Province	1,000.00	550.00	1,095.00	1,200.00	1,150.00	1,600.00

## CURRENT PRICES OF 6 MAJOR GRADES FERTILIZER PER PROVINCES PER REGION

March 26-30, 2018						
FERTILIZER GRADES/ PRICE PER 50 KGS. BAG						
REGIONS/PROVINCE	UREA 46-0-0	AMMOSUL 21-0-0	COMPLETE 14-14-14	AMMOPHOS 16-20-0	MOP 0-0-60	DAP 18-46-0
<b>REGION XI</b>	<b>946.00</b>	<b>515.00</b>	<b>1,013.40</b>	<b>842.80</b>	<b>979.60</b>	<b>1,368.50</b>
Davao City	892.00	477.00	960.00	782.00	917.00	1,320.00
Davao del Norte	950.00	523.00	1,024.00	873.00	989.00	1,374.00
Davao del Sur	950.00	500.00	980.00	780.00	970.00	1,380.00
Davao Oriental	989.00	554.00	1,063.00	933.00	1,023.00	-
Compostela Valley	949.00	521.00	1,040.00	846.00	999.00	1,400.00
<b>REGION XII</b>	<b>934.61</b>	<b>521.61</b>	<b>1,009.00</b>	<b>853.33</b>	<b>971.56</b>	<b>1,416.65</b>
North Cotabato	953.70	528.70	1,017.00	855.00	1,005.00	1,441.60
South Cotabato	916.00	509.00	992.00	845.00	955.00	1,375.00
Sultan Kudarat	915.00	515.00	1,010.00	860.00	950.00	1,350.00
Sarangani Province	953.75	533.75	1,017.00	853.33	976.25	1,500.00
<b>CARAGA</b>	<b>855.75</b>	<b>504.75</b>	<b>1,027.75</b>	<b>871.50</b>	<b>1,029.00</b>	<b>-</b>
Agusan Del Norte	853.00	503.00	1,027.00	870.00	1,027.00	-
Agusan Del Sur	860.00	508.00	1,030.00	872.00	1,031.00	-
Surigao del Norte	854.00	502.00	1,026.00	871.00	1,028.00	-
Surigao del Sur	856.00	506.00	1,028.00	873.00	1,030.00	-
<b>ARMM</b>	<b>1,073.00</b>	<b>-</b>	<b>1,243.35</b>	<b>-</b>	<b>-</b>	<b>-</b>
Basilan	1,073.00	-	1,243.35	-	-	-

Prepared by:

**MARK GLENN S. REQUILMAN**  
Administrative Aide VI

Noted by:

**SUZETTE M. ALCAIDE**  
Supervising Agriculturist

Approved:

**WILFREDO C. ROLDAN**  
Executive Director