



Fertilizer Price Monitoring (Week 10, 2018)

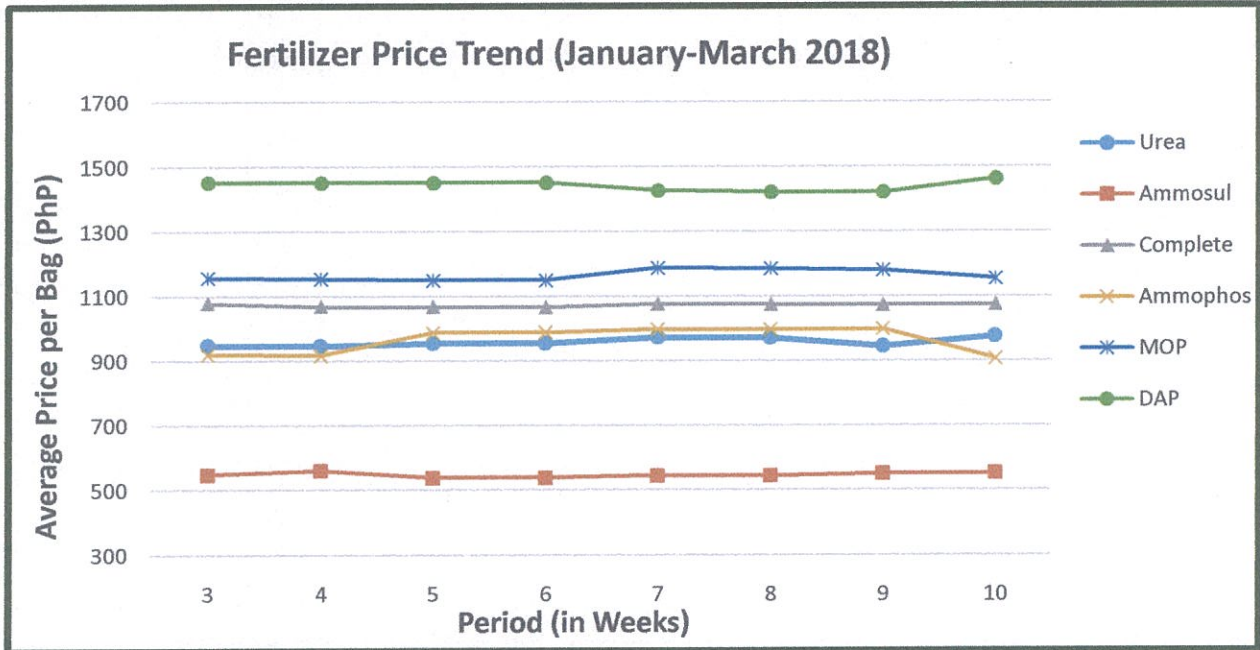


Figure 1. Weekly fertilizer trend of six (6) major fertilizer grades for the period of January to March 2018 (Week 3-10 of 2018).

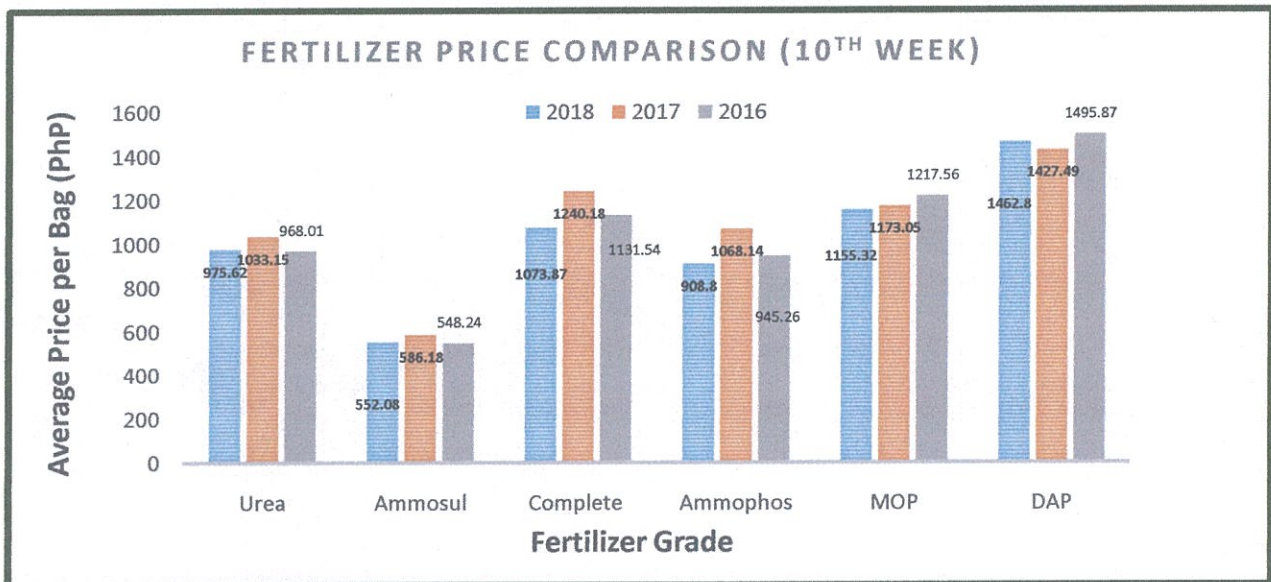



Figure 2. Yearly comparison of weekly fertilizer price for 6 major fertilizer grades (Week 10).

Prepared by:

Suzette M. Alcaide
 Suzette M. Alcaide
 Supervising Agriculturist, FOCU/NCR

Approved by:

Wilfredo C. Roldan
 Wilfredo C. Roldan
 Executive Director





REPUBLIC OF THE PHILIPPINES
 OFFICE OF THE PRESIDENT
FERTILIZER AND PESTICIDE AUTHORITY
 FPA Bldg., BAI Compound, Visayas Ave., Diliman, Quezon City P.O. Box 2582
 Tel. Nos. 920-8173*920-8573*922-3368*441-1601
 E-mail add: fpa_77@yahoo.com Website: http://fpa.da.gov.ph

CURRENT AVERAGE RETAIL PRICES OF 6 MAJOR GRADES OF INORGANIC FERTILIZERS PER REGION						
March 5-9, 2018						
REGION	UREA	AMMOSUL	COMPLETE	AMMOPHOS	MOP	DAP
	46-0-0	21-0-0	14-14-14	16-20-0	0-0-60	18-46-0
<i>Price (PhP) Per 50-kg. bag</i>						
CAR	989.75	527.50	1,028.75	880.25	1,128.25	-
REGION I	932.50	515.00	1,052.50	850.00	1,450.00	-
REGION II	925.75	526.25	998.41	811.25	1,062.50	-
REGION III	927.14	534.64	1,011.43	870.36	1,255.71	-
REGION IV	1,053.44	622.33	1,120.56	981.44	1,397.33	-
REGION V	1,017.83	627.56	1,109.27	978.80	1,344.13	1,700.00
REGION VI	910.00	509.17	1,016.67	836.67	1,001.25	1,336.67
REGION VII	984.50	582.50	1,133.25	955.00	1,147.50	1,525.00
REGION VIII	1,154.17	651.67	1,204.75	1,036.67	1,225.00	1,430.00
REGION IX	1,076.00	582.50	1,104.60	895.00	1,122.50	1,470.00
REGION X	922.08	518.33	1,030.83	1,061.67	1,065.00	1,452.50
REGION XI	902.80	518.40	1,035.00	854.00	984.40	1,377.50
REGION XII	909.63	508.54	990.88	840.61	961.88	1,410.75
CARAGA	855.75	504.75	1,027.75	871.50	1,029.00	-
ARMM	1,073.00	-	1,243.35	-	-	-
Average Price	975.62	552.08	1,073.87	908.80	1,155.32	1,462.80

Prepared by:


MARK GLENN S. REQUILMAN
 Administrative Aide VI

Noted by:


SUZETTE M. ALCAIDE
 Supervising Agriculturist

Approved


WILFREDO C. ROLDAN
 Executive Director

CURRENT PRICES OF 6 MAJOR GRADES FERTILIZER PER PROVINCES PER REGION

March 5-9, 2018						
FERTILIZER GRADES/ PRICE PER 50 KGS. BAG						
REGIONS/PROVINCE	UREA	AMMOSUL	COMPLETE	AMMOPHOS	MOP	DAP
	46-0-0	21-0-0	14-14-14	16-20-0	0-0-60	18-46-0
CAR	989.75	527.50	1,028.75	880.25	1,128.25	-
Abra	950.00	510.00	1,030.00	875.00	1,100.00	-
Benguet/ Baguio	1,100.00	550.00	1,030.00	920.00	1,040.00	-
MT. Province	910.00	510.00	1,010.00	890.00	1,175.00	-
Kalinga/ Apayao	999.00	540.00	1,045.00	836.00	1,198.00	-
REGION I	932.50	515.00	1,052.50	850.00	1,450.00	-
Ilocos Norte	970.00	520.00	1,000.00	850.00	1,550.00	-
Ilocos Sur	1,050.00	500.00	1,020.00	850.00	1,600.00	-
La Union	850.00	500.00	1,190.00	900.00	-	-
Pangasinan	860.00	540.00	1,000.00	800.00	1,200.00	-
REGION II	925.75	526.25	998.41	811.25	1,062.50	-
Cagayan	890.00	565.00	975.00	785.00	1,100.00	-
Isabela	925.00	525.00	1,010.00	850.00	1,025.00	-
Nueva Vizcaya	938.00	515.00	1,008.63	810.00	-	-
Quirino	950.00	500.00	1,000.00	800.00	-	-
REGION III	927.14	534.64	1,011.43	870.36	1,255.71	-
Aurora	1,100.00	575.00	1,090.00	1,150.00	1,275.00	-
Bataan	925.00	535.00	1,055.00	845.00	1,325.00	-
Bulacan	925.00	515.00	990.00	900.00	1,325.00	-
Nueva Ecija	890.00	507.50	965.00	817.50	1,237.50	-
Pampanga	865.00	575.00	975.00	765.00	1,202.50	-
Tarlac	875.00	520.00	975.00	800.00	1,180.00	-
Zambales	910.00	515.00	1,030.00	815.00	1,245.00	-

CURRENT PRICES OF 6 MAJOR GRADES FERTILIZER PER PROVINCES PER REGION

March 5-9, 2018						
FERTILIZER GRADES/ PRICE PER 50 KGS. BAG						
REGIONS/PROVINCE	UREA 46-0-0	AMMOSUL 21-0-0	COMPLETE 14-14-14	AMMOPHOS 16-20-0	MOP 0-0-60	DAP 18-46-0
REGION IV	1,053.44	622.33	1,120.56	981.44	1,397.33	-
Batangas	1,036.00	588.00	1,184.00	890.00	1,350.00	-
Cavite	1,051.00	589.00	1,101.00	1,164.00	1,610.00	-
Laguna	1,026.00	628.00	1,121.00	932.00	1,350.00	-
Marinduque	1,145.00	760.00	1,189.00	1,108.00	1,683.00	-
Occ. Mindoro	1,030.00	584.00	1,085.00	908.00	1,314.00	-
Oriental Mindoro	1,057.00	594.00	1,086.00	902.00	1,319.00	-
Palawan	1,015.00	626.00	1,102.00	946.00	1,153.00	-
Quezon	1,056.00	552.00	1,086.00	890.00	1,400.00	-
Romblon	1,065.00	680.00	1,131.00	1,093.00	1,397.00	-
REGION V	1,017.83	627.56	1,109.27	978.80	1,344.13	1,700.00
Albay	1,012.20	623.00	1,054.60	933.30	1,261.00	-
Camarines Norte	995.00	630.00	1,066.00	910.00	1,260.00	-
Camarines Sur	984.75	569.50	1,065.00	899.50	1,238.75	1,700.00
Catanduanes	1,125.00	730.00	1,300.00	1,280.00	1,675.00	-
Masbate	990.00	590.00	1,100.00	930.00	1,300.00	-
Sorsogon	1,000.00	622.86	1,070.00	920.00	1,330.00	-
REGION VI	910.00	509.17	1,016.67	836.67	1,001.25	1,336.67
Iloilo	875.00	490.00	985.00	815.00	1,060.00	1,345.00
Neg. Occidental	860.00	450.00	940.00	765.00	890.00	1,270.00
Guimaras	900.00	500.00	980.00	820.00	-	-
Capiz	930.00	530.00	1,030.00	840.00	-	-
Antique	915.00	505.00	995.00	810.00	1,040.00	1,395.00
Aklan	980.00	580.00	1,170.00	970.00	1,015.00	-

CURRENT PRICES OF 6 MAJOR GRADES FERTILIZER PER PROVINCES PER REGION

March 5-9, 2018						
FERTILIZER GRADES/ PRICE PER 50 KGS. BAG						
REGIONS/PROVINCE	UREA	AMMOSUL	COMPLETE	AMMOPHOS	MOP	DAP
	46-0-0	21-0-0	14-14-14	16-20-0	0-0-60	18-46-0
REGION VII	984.50	582.50	1,133.25	955.00	1,147.50	1,525.00
Cebu	1,050.00	580.00	1,120.00	920.00	1,080.00	1,550.00
Negros	985.00	600.00	1,110.00	870.00	1,110.00	1,450.00
Siquijor	970.00	600.00	1,150.00	1,050.00	1,200.00	1,450.00
Bohol	933.00	550.00	1,153.00	980.00	1,200.00	1,650.00
REGION VIII	1,154.17	651.67	1,204.75	1,036.67	1,225.00	1,430.00
Eastern Samar	1,185.00	-	1,300.00	-	-	-
Northern Samar	1,290.00	-	1,320.00	-	-	-
Western Samar	1,100.00	690.00	1,260.00	-	-	-
Leyte	1,070.00	585.00	1,070.00	900.00	1,150.00	1,430.00
Southern Leyte	1,200.00	680.00	1,043.50	1,210.00	1,300.00	-
Biliran	1,080.00	-	1,235.00	1,000.00	-	-
REGION IX	1,076.00	582.50	1,104.60	895.00	1,122.50	1,470.00
Zamboanga del Sur	990.00	550.00	1,030.00	830.00	1,060.00	1,440.00
Zamboanga Sibugay	980.00	580.00	1,050.00	940.00	1,180.00	1,600.00
Zamboanga del Norte	980.00	550.00	1,040.00	860.00	1,050.00	1,400.00
Zamboanga City	1,130.00	650.00	1,160.00	950.00	1,200.00	1,440.00
Basilan	1,300.00	-	1,243.00	-	-	-
REGION X	922.08	518.33	1,030.83	1,061.67	1,065.00	1,452.50
Bukidnon	875.00	500.00	1,015.00	850.00	1,010.00	1,340.00
Misamis Oriental	877.50	480.00	945.00	1,000.00	975.00	1,425.00
Cagayan de Oro City	865.00	470.00	935.00	1,000.00	1,020.00	1,350.00
Lanao del Norte	975.00	550.00	1,100.00	1,150.00	1,100.00	1,500.00
Misamis Occidental	975.00	560.00	1,100.00	1,170.00	1,135.00	1,500.00
Compostela	965.00	550.00	1,090.00	1,200.00	1,150.00	1,600.00

CURRENT PRICES OF 6 MAJOR GRADES FERTILIZER PER PROVINCES PER REGION

March 5-9, 2018						
FERTILIZER GRADES/ PRICE PER 50 KGS. BAG						
REGIONS/PROVINCE	UREA 46-0-0	AMMOSUL 21-0-0	COMPLETE 14-14-14	AMMOPHOS 16-20-0	MOP 0-0-60	DAP 18-46-0
REGION XI	902.80	518.40	1,035.00	854.00	984.40	1,377.50
Davao City	766.00	451.00	974.00	788.00	895.00	1,284.00
Davao del Norte	939.00	513.00	1,018.00	855.00	1,007.00	1,344.00
Davao del Sur	940.00	530.00	1,050.00	830.00	990.00	1,490.00
Davao Oriental	920.00	584.00	1,090.00	954.00	1,055.00	-
Compostela Valley	949.00	514.00	1,043.00	843.00	975.00	1,392.00
REGION XII	909.63	508.54	990.88	840.61	961.88	1,410.75
North Cotabato	932.50	517.50	1,006.20	823.10	977.50	1,413.00
South Cotabato	906.00	505.00	974.00	851.00	955.00	1,375.00
Sultan Kudarat	915.00	515.00	1,000.00	865.00	945.00	1,355.00
Sarangani Province	885.00	496.67	983.33	823.33	970.00	1,500.00
CARAGA	855.75	504.75	1,027.75	871.50	1,029.00	-
Agusan Del Norte	853.00	503.00	1,027.00	870.00	1,027.00	-
Agusan Del Sur	860.00	508.00	1,030.00	872.00	1,031.00	-
Surigao del Norte	854.00	502.00	1,026.00	871.00	1,028.00	-
Surigao del Sur	856.00	506.00	1,028.00	873.00	1,030.00	-
ARMM	1,073.00	-	1,243.35	-	-	-
Basilan	1,073.00	-	1,243.35	-	-	-

Prepared by:



MARK GLENN S. REQUILMAN
Administrative Aide VI

Noted by:

SUZETTIE M. ALCAIDE
Supervizing Agriculturist

Approved



WILFREDO C. ROLDAN
Executive Director