



Fertilizer Price Monitoring (Week 3, 2018)

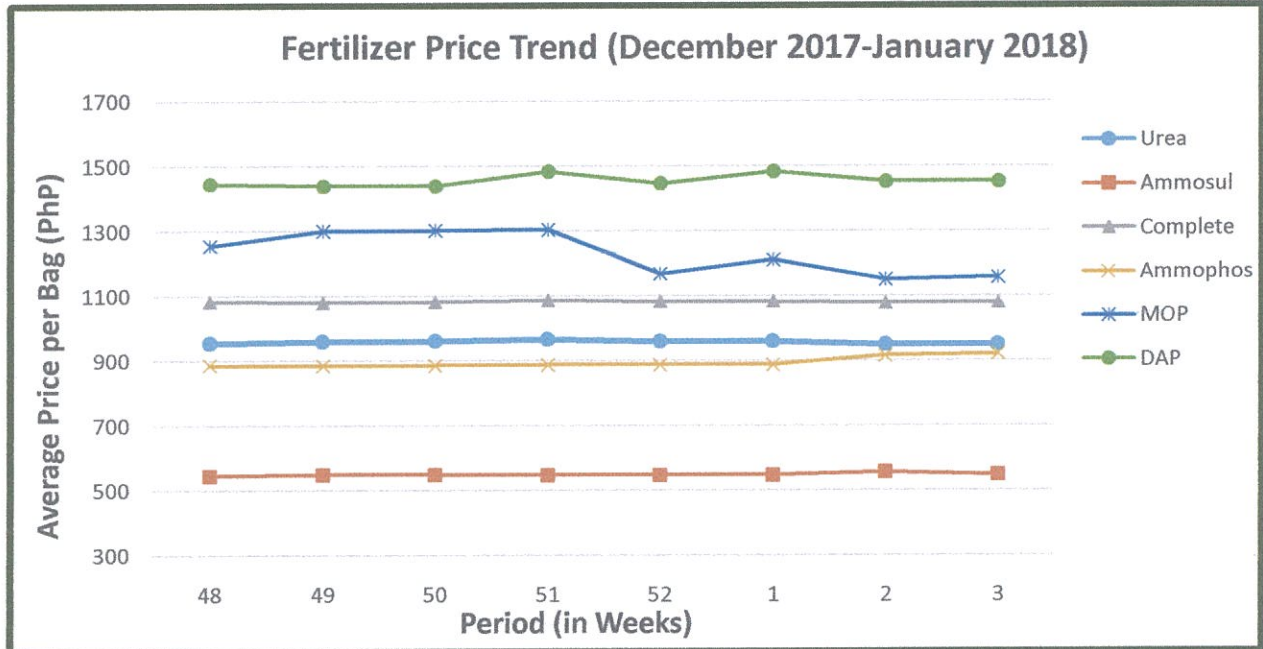


Figure 1. Weekly fertilizer trend of six (6) major fertilizer grades for the period of December 2017 to January 2018 (Week 48-52 of 2017 to Week 1-3 of 2018).

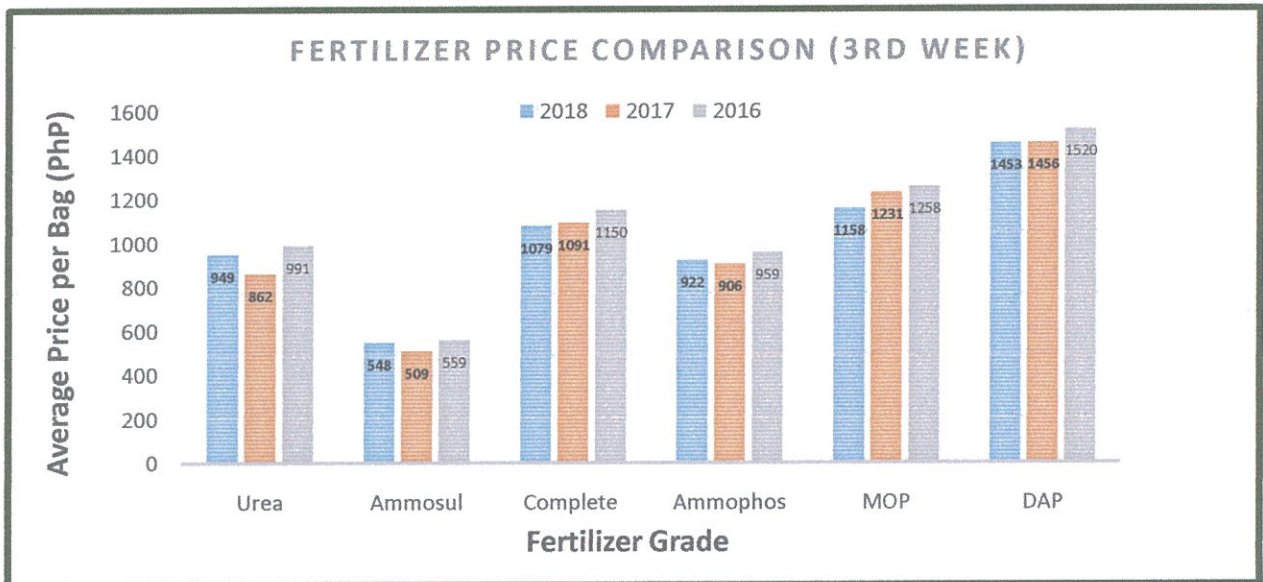


Figure 2. Yearly comparison of weekly fertilizer price for 6 major fertilizer grades (Week 3).



Prepared by:

Approved by:


 Suzette M. Alcaide


 Wilfredo C. Roldan
 Executive Director

Supervising Agriculturist, FOCU/NCR



 By: 
 Date: 02/14/18
 027018-1168



REPUBLIC OF THE PHILIPPINES
 OFFICE OF THE PRESIDENT
 FERTILIZER AND PESTICIDE AUTHORITY
 FPA Bldg., BAI Compound, Visayas Ave., Diliman, Quezon City P.O. Box 2582
 Tel. Nos. 920-8173*920-8573*922-3368*441-1601
 E-mail add: fpa_77@yahoo.com Website: http://fpa.da.gov.ph

CURRENT AVERAGE RETAIL PRICES OF 6 MAJOR GRADES OF INORGANIC FERTILIZERS PER REGION						
January 15-19, 2018						
REGION	UREA	AMMOSUL	COMPLETE	AMMOPHOS	MOP	DAP
	46-0-0	21-0-0	14-14-14	16-20-0	0-0-60	18-46-0
<i>Price (PhP) Per 50-kg. bag</i>						
CAR	1,009.00	538.50	1,026.25	811.75	1,152.67	-
REGION I	938.25	480.00	1,075.00	850.00	1,416.67	-
REGION II	946.69	516.15	992.62	831.34	1,182.50	-
REGION III	797.86	496.07	997.86	840.00	1,245.00	-
REGION IV	1,025.44	643.78	1,138.11	991.11	1,377.00	-
REGION V	992.94	617.00	1,113.83	971.17	1,344.33	1,700.00
REGION VI	900.83	513.33	1,021.67	825.00	1,005.00	1,343.33
REGION VII	946.50	608.75	1,120.75	941.25	1,106.50	1,477.50
REGION VIII	1,130.00	671.67	1,221.42	1,061.67	1,225.00	1,430.00
REGION IX	1,012.67	580.00	1,156.67	907.50	1,137.50	1,480.00
REGION X	915.00	519.17	1,058.33	892.50	1,063.33	1,452.50
REGION XI	803.40	480.20	993.80	1,274.00	936.79	1,340.40
REGION XII	886.88	506.00	998.38	834.97	984.18	1,400.75
CARAGA	855.75	504.75	1,027.75	871.50	1,029.00	-
ARMM	1,073.00	-	1,243.35	-	-	-
Average Price	948.95	548.24	1,079.05	921.70	1,157.53	1,453.06

Prepared by:


MARK GLENN S. REQUILMAN
 Administrative Aide VI

Noted by:


SUZETTE M. ALCAIDE
 Supervising Agriculturist

Approved


WILFREDO C. ROLDAN
 Executive Director

CURRENT PRICES OF 6 MAJOR GRADES FERTILIZER PER PROVINCES PER REGION

January 15-19, 2018						
REGIONS/PROVINCE	FERTILIZER GRADES/ PRICE PER 50 KGS. BAG					
	UREA 46-0-0	AMMOSUL 21-0-0	COMPLETE 14-14-14	AMMOPHOS 16-20-0	MOP 0-0-60	DAP 18-46-0
CAR	1,009.00	538.50	1,026.25	811.75	1,152.67	-
Abra	1,090.00	590.00	1,000.00	800.00	1,110.00	-
Benguet/ Baguio	1,030.00	500.00	1,030.00	800.00	-	-
MT. Province	915.00	510.00	1,010.00	810.00	1,150.00	-
Kalinga/ Apayao	1,001.00	554.00	1,065.00	837.00	1,198.00	-
REGION I	938.25	480.00	1,075.00	850.00	1,416.67	-
Ilocos Norte	970.00	520.00	1,000.00	850.00	1,550.00	-
Ilocos Sur	1,000.00	500.00	1,020.00	850.00	1,600.00	-
La Union	860.00	450.00	1,190.00	920.00	-	-
Pangasinan	923.00	450.00	1,090.00	780.00	1,100.00	-
REGION II	946.69	516.15	992.62	831.34	1,182.50	-
Cagayan	980.00	540.00	1,030.00	860.00	1,265.00	-
Isabela	945.00	507.50	970.00	870.00	1,100.00	-
Nueva Vizcaya	951.75	527.08	1,005.48	825.35	-	-
Quirino	910.00	490.00	965.00	770.00	-	-
REGION III	797.86	496.07	997.86	840.00	1,245.00	-
Aurora	875.00	560.00	1,075.00	1,025.00	1,225.00	-
Bataan	817.50	525.00	1,055.00	875.00	1,325.00	-
Bulacan	800.00	475.00	1,000.00	800.00	1,300.00	-
Nueva Ecija	737.50	477.50	935.00	750.00	1,245.00	-
Pampanga	840.00	510.00	985.00	820.00	1,202.50	-
Tarlac	715.00	445.00	920.00	760.00	1,125.00	-
Zambales	800.00	480.00	1,015.00	850.00	1,292.50	-

CURRENT PRICES OF 6 MAJOR GRADES FERTILIZER PER PROVINCES PER REGION

January 15-19, 2018						
FERTILIZER GRADES/ PRICE PER 50 KGS. BAG						
REGIONS/PROVINCE	UREA 46-0-0	AMMOSUL 21-0-0	COMPLETE 14-14-14	AMMOPHOS 16-20-0	MOP 0-0-60	DAP 18-46-0
REGION IV	1,025.44	643.78	1,138.11	991.11	1,377.00	-
Batangas	961.00	583.00	1,143.00	1,058.00	1,385.00	-
Cavite	990.00	575.00	1,230.00	1,125.00	1,500.00	-
Laguna	1,178.00	642.00	1,175.00	951.00	1,406.00	-
Marinduque	1,099.00	638.00	1,195.00	1,118.00	1,800.00	-
Occ. Mindoro	958.00	958.00	1,058.00	883.00	1,302.00	-
Oriental Mindoro	961.00	569.00	1,060.00	896.00	1,316.00	-
Palawan	1,032.00	668.00	1,148.00	961.00	1,178.00	-
Quezon	1,081.00	559.00	1,075.00	955.00	1,206.00	-
Romblon	969.00	602.00	1,159.00	973.00	1,300.00	-
REGION V	992.94	617.00	1,113.83	971.17	1,344.33	1,700.00
Albay	1,011.90	604.00	1,050.00	928.00	1,261.00	-
Camarines Norte	1,005.00	620.00	1,080.00	910.00	1,265.00	-
Camarines Sur	975.75	568.00	1,063.00	899.00	1,235.00	1,700.00
Catanduanes	1,025.00	730.00	1,300.00	1,280.00	1,675.00	-
Masbate	990.00	570.00	1,100.00	900.00	1,300.00	-
Sorsogon	950.00	610.00	1,090.00	910.00	1,330.00	-
REGION VI	900.83	513.33	1,021.67	825.00	1,005.00	1,343.33
Iloilo	870.00	490.00	985.00	805.00	1,060.00	1,335.00
Neg. Occidental	885.00	465.00	990.00	760.00	915.00	1,305.00
Guimaras	980.00	580.00	1,170.00	970.00	-	-
Capiz	820.00	500.00	960.00	770.00	-	-
Antique	930.00	515.00	995.00	805.00	1,015.00	1,390.00
Aklan	920.00	530.00	1,030.00	840.00	1,030.00	-

CURRENT PRICES OF 6 MAJOR GRADES FERTILIZER PER PROVINCES PER REGION

January 15-19, 2018						
REGIONS/PROVINCE	FERTILIZER GRADES/ PRICE PER 50 KGS. BAG					
	UREA 46-0-0	AMMOSUL 21-0-0	COMPLETE 14-14-14	AMMOPHOS 16-20-0	MOP 0-0-60	DAP 18-46-0
REGION VII	946.50	608.75	1,120.75	941.25	1,106.50	1,477.50
Cebu	940.00	750.00	1,085.00	920.00	1,060.00	1,440.00
Negros	930.00	525.00	1,148.00	920.00	1,006.00	1,600.00
Siquijor	970.00	600.00	1,150.00	1,050.00	1,200.00	1,450.00
Bohol	946.00	560.00	1,100.00	875.00	1,160.00	1,420.00
REGION VIII	1,130.00	671.67	1,221.42	1,061.67	1,225.00	1,430.00
Eastern Samar	1,190.00	-	1,300.00	-	-	-
Northern Samar	1,220.00	-	1,320.00	-	-	-
Western Samar	1,100.00	690.00	1,260.00	-	-	-
Leyte	990.00	645.00	1,170.00	-	-	-
Southern Leyte	1,200.00	680.00	1,043.50	975.00	1,150.00	1,430.00
Biliran	1,080.00	-	1,235.00	1,210.00	1,300.00	-
				1,000.00	-	-
REGION IX	1,012.67	580.00	1,156.67	907.50	1,137.50	1,480.00
Zamboanga del Sur	990.00	550.00	1,050.00	860.00	1,060.00	1,440.00
Zamboanga Sibugay	980.00	590.00	1,180.00	880.00	1,170.00	1,630.00
Zamboanga del Norte	960.00	550.00	1,150.00	940.00	1,150.00	1,410.00
Zamboanga City	1,060.00	630.00	1,160.00	950.00	1,170.00	1,440.00
Basilan	1,073.35	-	1,243.35	-	-	-
REGION X	915.00	519.17	1,058.33	892.50	1,063.33	1,452.50
Bukidnon	825.00	500.00	1,015.00	850.00	1,000.00	1,340.00
Misamis Oriental	875.00	475.00	1,007.50	860.00	975.00	1,425.00
Cagayan de Oro City	875.00	470.00	1,002.50	860.00	1,020.00	1,350.00
Lanao del Norte	975.00	560.00	1,100.00	950.00	1,100.00	1,500.00
Misamis Occidental	975.00	560.00	1,100.00	885.00	1,135.00	1,500.00
Camiguin Province	965.00	550.00	1,125.00	950.00	1,150.00	1,600.00

CURRENT PRICES OF 6 MAJOR GRADES FERTILIZER PER PROVINCES PER REGION

January 15-19, 2018						
REGIONS/PROVINCE	FERTILIZER GRADES/ PRICE PER 50 KGS. BAG					
	UREA 46-0-0	AMMOSUL 21-0-0	COMPLETE 14-14-14	AMMOPHOS 16-20-0	MOP 0-0-60	DAP 18-46-0
REGION XI	803.40	480.20	993.80	1,274.00	936.79	1,340.40
Davao City	755.00	443.00	937.00	-	868.00	1,265.00
Davao del Norte	807.00	478.00	1,000.00	-	929.94	1,318.00
Davao del Sur	780.00	458.00	968.00	1,448.00	1,038.00	1,410.00
Davao Oriental	872.00	543.00	1,066.00	1,100.00	920.00	1,400.00
Compostela Valley	803.00	479.00	998.00	-	928.00	1,309.00
REGION XII	886.88	506.00	998.38	834.97	984.18	1,400.75
North Cotabato	910.00	501.00	1,038.50	820.00	1,001.60	1,433.00
South Cotabato	880.00	503.00	990.00	827.00	957.00	1,330.00
Sultan Kudarat	840.00	500.00	940.00	790.00	1,000.00	1,340.00
Sarangani Province	917.50	520.00	1,025.00	902.86	978.13	1,500.00
CARAGA	855.75	504.75	1,027.75	871.50	1,029.00	-
Agusan Del Norte	853.00	503.00	1,027.00	870.00	1,027.00	-
Agusan Del Sur	860.00	508.00	1,030.00	872.00	1,031.00	-
Surigao del Norte	854.00	502.00	1,026.00	871.00	1,028.00	-
Surigao del Sur	856.00	506.00	1,028.00	873.00	1,030.00	-
ARMM	1,073.00	-	1,243.35	-	-	-

Prepared by:


MARK GLENN S. REQUILMAN
 Administrative Aide VI

Noted by:


SUZETTIE M. ALCAIDE
 Supervising Agriculturist

Approved


WILFREDO C. ROLDAN
 Executive Director