



**FPA-PMID**  
 By: *Ran*  
 Date: *8-28-18*  
*4:00pm*  
*082018-201*

**Fertilizer Price Monitoring (Week 34, 2018)**

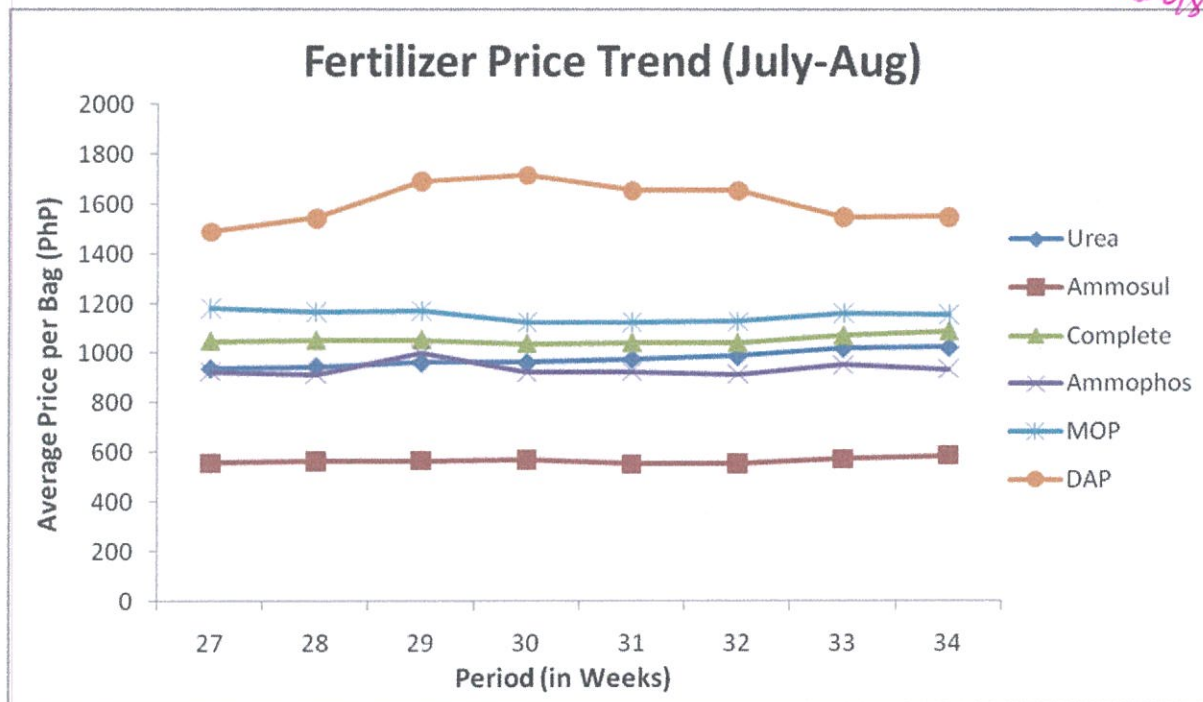


Figure 1. Weekly fertilizer trend of six (6) major fertilizer grades for the period of July-August 2018 (Week 27-34 of 2018).

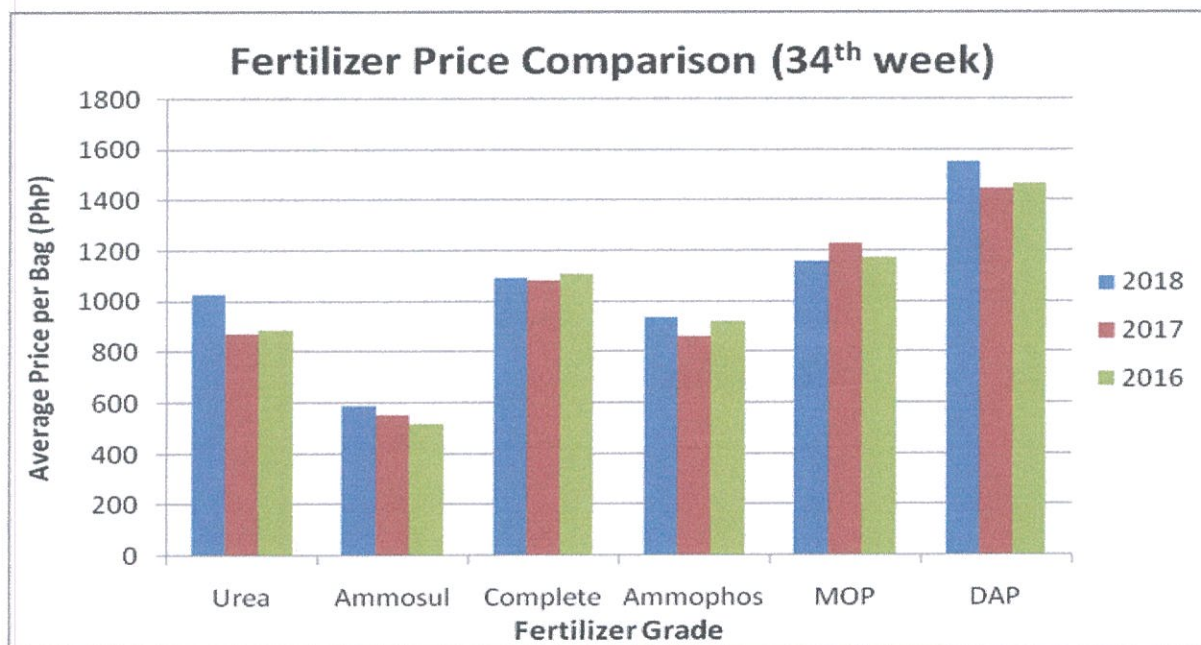


Figure 2. Yearly comparison of weekly fertilizer price for 6 major fertilizer grades (Week 34).

Prepared by:

*Elizabeth P. Perlado*  
 Agriculturist II

Noted by:

*Suzette M. Alcaide*  
 Supervising Agriculturist

Approved by:


*Wilfredo C. Roldan*  
 Executive Director



REPUBLIC OF THE PHILIPPINES  
 OFFICE OF THE PRESIDENT  
 FERTILIZER AND PESTICIDE AUTHORITY  
 FPA Bldg., BAI Compound, Visayas Ave., Diliman, Quezon City P.O. Box 2582  
 Tel. Nos. 920-8173\*920-8573\*922-3368\*441-1601  
 E-mail add: fpa\_77@yahoo.com Website: http://fpa.da.gov.ph

<b>CURRENT AVERAGE RETAIL PRICES OF 6 MAJOR GRADES OF INORGANIC FERTILIZERS PER REGION</b>						
<b>August 20-24, 2018</b>						
<b>REGION</b>	<b>UREA</b>	<b>AMMOSUL</b>	<b>COMPLETE</b>	<b>AMMOPHOS</b>	<b>MOP</b>	<b>DAP</b>
	<b>46-0-0</b>	<b>21-0-0</b>	<b>14-14-14</b>	<b>16-20-0</b>	<b>0-0-60</b>	<b>18-46-0</b>
<i>Price (PhP) Per 50-kg. bag</i>						
CAR	1,019.00	696.67	1,022.08	849.25	1,152.67	-
REGION I	950.00	540.00	1,032.50	865.00	1,092.50	-
REGION II	997.67	535.33	1,028.07	867.33	1,158.75	-
REGION III	1,003.14	542.14	1,055.00	880.00	1,204.29	-
REGION IV	1,087.33	629.11	1,154.22	1,004.89	1,395.63	-
REGION V	1,094.72	629.33	1,122.58	1,039.83	1,281.33	1,562.50
REGION VI	983.33	546.25	1,036.67	927.50	1,006.00	1,461.50
REGION VII	1,061.75	651.25	1,134.75	978.25	1,221.50	1,581.25
REGION VIII	1,091.67	671.50	1,174.67	1,017.50	1,286.75	-
REGION IX	1,012.67	580.00	1,156.67	907.50	1,137.50	1,480.00
REGION X	1,013.00	573.00	1,079.00	962.50	1,091.40	1,557.00
REGION XI	987.00	540.00	1,016.00	919.00	977.00	1,471.00
REGION XII	974.40	519.60	995.20	902.00	973.40	1,502.80
CARAGA	1,020.00	559.75	1,096.00	977.25	1,237.00	1,770.00
ARMM	1,073.00	-	1,243.35	-	-	-
<b>Average Price</b>	<b>1,024.58</b>	<b>586.71</b>	<b>1,089.78</b>	<b>935.56</b>	<b>1,158.27</b>	<b>1,548.26</b>

Prepared by:

  
**ELIZABETH P. PERLADO**  
 Agriculturist II

Noted by:

  
**SUZETTE M. ALCAIDE**  
 Supervising Agriculturist

Approved

  
**WILFREDO C. ROLDAN**  
 Executive Director

**CURRENT PRICES OF 6 MAJOR GRADES FERTILIZER PER PROVINCES PER REGION**

August 20-24, 2018						
FERTILIZER GRADES/ PRICE PER 50 KGS. BAG						
REGIONS/PROVINCE	UREA 46-0-0	AMMOSUL 21-0-0	COMPLETE 14-14-14	AMMOPHOS 16-20-0	MOP 0-0-60	DAP 18-46-0
<b>CAR</b>	<b>1,019.00</b>	<b>696.67</b>	<b>1,022.08</b>	<b>849.25</b>	<b>1,152.67</b>	-
MT. Province	915.00	510.00	1,010.00	810.00	1,150.00	-
Kalinga/ Apayao	1,001.00	550.00	1,065.00	837.00	1,198.00	-
Benguet/ Baguio	1,070.00	530.00	1,013.33	950.00	-	-
Abra	1,090.00	500.00	1,000.00	800.00	1,110.00	-
<b>REGION I</b>	<b>950.00</b>	<b>540.00</b>	<b>1,032.50</b>	<b>865.00</b>	<b>1,092.50</b>	-
Ilocos Norte	950.00	540.00	1,020.00	800.00	1,100.00	-
Ilocos Sur	970.00	530.00	1,020.00	880.00	1,100.00	-
La Union	910.00	540.00	1,020.00	880.00	1,150.00	-
Pangasinan	970.00	550.00	1,070.00	900.00	1,020.00	-
<b>REGION II</b>	<b>997.67</b>	<b>535.33</b>	<b>1,028.07</b>	<b>867.33</b>	<b>1,158.75</b>	-
Cagayan	1,025.00	550.00	1,050.00	890.00	1,250.00	-
Isabela	933.33	516.66	970.00	860.00	1,050.00	-
Nueva Vizcaya	1,030.00	570.00	1,015.33	846.66	-	-
Quirino	1,035.00	525.00	1,100.00	880.00	1,250.00	-
Lower Apayao	965.00	515.00	1,005.00	860.00	1,085.00	-
<b>REGION III</b>	<b>1,003.14</b>	<b>542.14</b>	<b>1,055.00</b>	<b>880.00</b>	<b>1,204.29</b>	-
Aurora	1,000.00	570.00	1,075.00	925.00	1,175.00	-
Bataan	955.00	540.00	1,070.00	880.00	1,175.00	-
Bulacan	1,050.00	525.00	1,025.00	865.00	1,275.00	-
Nueva Ecija	990.00	535.00	1,075.00	870.00	1,140.00	-
Pampanga	1,000.00	560.00	1,045.00	865.00	1,315.00	-
Tarlac	990.00	530.00	1,015.00	860.00	1,135.00	-
Zambales	1,037.00	535.00	1,080.00	895.00	1,215.00	-

<b>REGION IV</b>	<b>1,087.33</b>	<b>629.11</b>	<b>1,154.22</b>	<b>1,004.89</b>	<b>1,395.63</b>	<b>-</b>
Batangas	1,015.00	533.00	1,113.00	977.00	1,367.00	-
Cavite	1,081.00	588.00	1,228.00	1,090.00	1,580.00	-
Laguna	1,089.00	576.00	1,131.00	950.00	1,245.00	-
Marinduque	1,172.00	792.00	1,211.00	1,118.00	1,600.00	-
Occ. Mindoro	1,083.00	583.00	1,066.00	906.00	1,313.00	-
Oriental Mindoro	1,055.00	584.00	1,088.00	905.00	1,322.00	-
Palawan	1,127.00	675.00	1,157.00	1,039.00	1,171.00	-
Quezon	1,093.00	618.00	1,182.00	1,026.00	1,567.00	-
Romblon	1,071.00	713.00	1,212.00	1,033.00		-
<b>REGION V</b>	<b>1,094.72</b>	<b>629.33</b>	<b>1,122.58</b>	<b>1,039.83</b>	<b>1,281.33</b>	<b>1,562.50</b>
Albay	1,013.33	629.00	1,089.00	987.00	1,261.00	-
Camarines Norte	1,065.00	615.00	1,100.00	1,090.00	1,265.00	-
Camarines Sur	1,065.00	582.00	1,061.50	927.00	1,242.00	1,675.00
Catanduanes	1,150.00	730.00	1,300.00	1,280.00	1,300.00	-
Masbate	1,150.00	610.00	1,100.00	950.00	1,300.00	1,450.00
Sorsogon	1,125.00	610.00	1,085.00	1,005.00	1,320.00	-

<b>REGION VI</b>	<b>983.33</b>	<b>546.25</b>	<b>1,036.67</b>	<b>927.50</b>	<b>1,006.00</b>	<b>1,461.50</b>
Iloilo	960.00	570.00	1,005.00	910.00	1,040.00	1,460.00
Neg. Occidental	935.00	495.00	960.00	850.00	920.00	1,465.00
Guimaras	980.00	-	1,030.00	910.00	-	-
Capiz	1,020.00	540.00	1,040.00	960.00	1,090.00	-
Antique	965.00	-	1,020.00	940.00	940.00	1,465.00
Aklan	1,040.00	580.00	1,165.00	995.00	1,040.00	1,456.00
<b>REGION VII</b>	<b>1,061.75</b>	<b>651.25</b>	<b>1,134.75</b>	<b>978.25</b>	<b>1,221.50</b>	<b>1,581.25</b>
Cebu	1,072.00	640.00	1,131.00	920.00	1,136.00	1,560.00
Negros Oriental	1,145.00	635.00	1,155.00	920.00	1,200.00	1,500.00
Siquijor	1,100.00	700.00	1,200.00	1,100.00	1,350.00	1,500.00
Bohol	930.00	630.00	1,053.00	973.00	1,200.00	1,765.00

<b>REGION VIII</b>	<b>1,091.67</b>	<b>671.50</b>	<b>1,174.67</b>	<b>1,017.50</b>	<b>1,286.75</b>	<b>-</b>
Eastern Samar	1,130.00	-	1,230.00	-	-	-
Northern Samar	1,150.00	700.00	1,200.00	1,050.00	1,440.00	-
Western Samar	1,130.00		1,230.00			-
Leyte	1,020.00	600.00	1,090.00	910.00	1,150.00	-
Southern Leyte	1,070.00	736.00	1,178.00	1,110.00	1,307.00	-
Biliran	1,050.00	650.00	1,120.00	1,000.00	1,250.00	-
<b>REGION IX</b>	<b>1,012.67</b>	<b>580.00</b>	<b>1,156.67</b>	<b>907.50</b>	<b>1,137.50</b>	<b>1,480.00</b>
Zamboanga del Sur	990.00	550.00	1,050.00	860.00	1,060.00	1,440.00
Zamboanga Sibugay	980.00	590.00	1,180.00	880.00	1,170.00	1,630.00
Zamboanga del Norte	960.00	550.00	1,150.00	940.00	1,150.00	1,410.00
Zamboanga City	1,060.00	630.00	1,160.00	950.00	1,170.00	1,440.00
Basilan	1,073.35	-	1,243.35	-	-	-
<b>REGION X</b>	<b>1,013.00</b>	<b>573.00</b>	<b>1,079.00</b>	<b>962.50</b>	<b>1,091.40</b>	<b>1,557.00</b>
Bukidnon	945.00	505.00	1,020.00	880.00	955.00	1,440.00
Misamis Oriental	955.00	510.00	990.00	900.00	977.00	1,455.00
Lanao del Norte	1,055.00	625.00	1,105.00	965.00	1,050.00	1,500.00
Misamis Occidental	1,050.00	625.00	1,080.00	967.50	1,125.00	1,640.00
Camiguin Province	1,060.00	600.00	1,200.00	1,100.00	1,350.00	1,750.00
<b>REGION XI</b>	<b>987.00</b>	<b>540.00</b>	<b>1,016.00</b>	<b>919.00</b>	<b>977.00</b>	<b>1,471.00</b>
Davao City	986.00	494.00	995.00	875.00	948.00	1,408.00
Davao del Norte	980.00	541.00	1,028.00	913.00	986.00	1,478.00
Davao del Sur	990.00	550.00	1,020.00	890.00	970.00	1,530.00
Davao Oriental	1,008.00	589.00	1,000.00	998.00	1,031.00	
Compostela Valley	972.00	524.00	1,037.00	920.00	950.00	1,469.00
<b>REGION XII</b>	<b>974.40</b>	<b>519.60</b>	<b>995.20</b>	<b>902.00</b>	<b>973.40</b>	<b>1,502.80</b>
North Cotabato	998.00	528.00	1,010.00	911.00	978.00	1,506.00
South Cotabato	972.00	512.00	996.00	892.00	962.00	1,475.00
Sultan Kudarat	990.00	521.00	974.00	900.00	980.00	1,500.00
Sarangani Province	960.00	530.00	1,013.00	920.00	977.00	1,500.00
General Santos City	952.00	507.00	983.00	887.00	970.00	1,533.00

<b>CARAGA</b>	<b>1,020.25</b>	<b>559.75</b>	<b>1,096.00</b>	<b>977.25</b>	<b>1,237.00</b>	<b>1,770.00</b>
Agusan Del Norte	1,006.00	552.00	1,047.00	936.00	1,023.00	1,770.00
Agusan Del Sur	960.00	540.00	1,030.00	920.00	970.00	-
Surigao del Norte	1,040.00	552.00	1,152.00	1,008.00	1,860.00	-
Surigao del Sur	1,075.00	595.00	1,155.00	1,045.00	1,095.00	-
<b>ARMM</b>	<b>1,073.00</b>	<b>-</b>	<b>1,243.35</b>	<b>-</b>	<b>-</b>	<b>-</b>
Basilan	1,073.00	-	1,243.35	-	-	-

Prepared by:

  
**ELIZABETH P. PERLADO**  
 Agriculturist II

Noted by:

  
**SUZETIE M. ALCAIDE**  
 Supervising Agriculturist

Approved

  
**WILFREDO C. ROLDAN**  
 Executive Director