



Fertilizer Price Monitoring (Week 35, 2018)

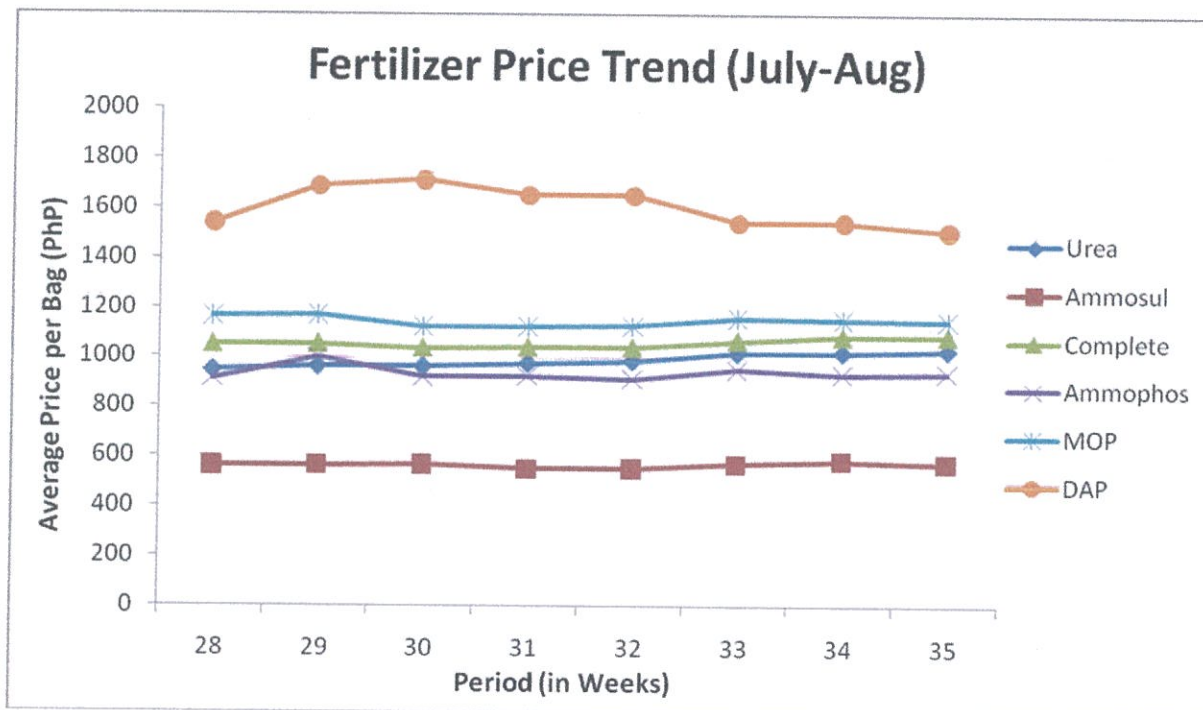


Figure 1. Weekly fertilizer trend of six (6) major fertilizer grades for the period of July-August 2018 (Week 28-35 of 2018).

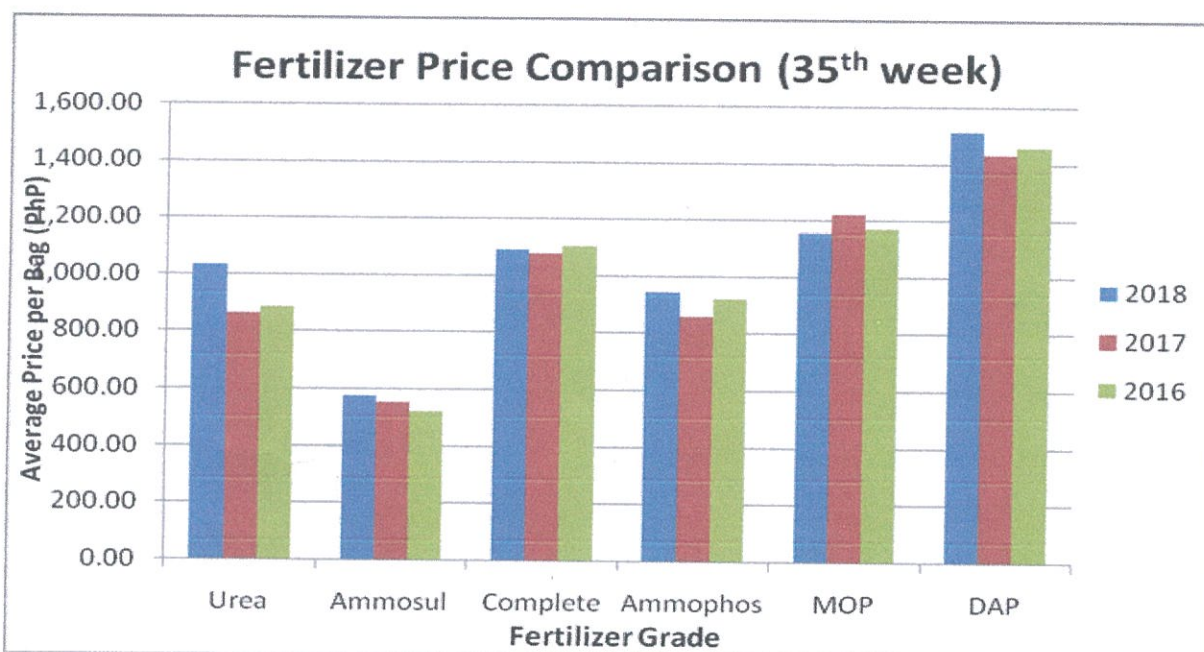


Figure 2. Yearly comparison of weekly fertilizer price for 6 major fertilizer grades (Week 35).

Prepared by:


Noted by:

Approved by:


Elizabeth P. Perlado
 Agriculturist II


Suzette M. Alcaide
 Supervising Agriculturist


Wilfredo C. Roldan
 Executive Director



3:38 pm

08/31/18 3:30



REPUBLIC OF THE PHILIPPINES
OFFICE OF THE PRESIDENT
FERTILIZER AND PESTICIDE AUTHORITY
FPA Bldg., BAI Compound, Visayas Ave., Diliman, Quezon City P.O. Box 2582
Tel. Nos. 920-8173*920-8573*922-3368*441-1601
E-mail add: fpa_77@yahoo.com Website: http://fpa.da.gov.ph

CURRENT AVERAGE RETAIL PRICES OF 6 MAJOR GRADES OF INORGANIC FERTILIZERS PER REGION						
August 28-31, 2018						
REGION	UREA	AMMOSUL	COMPLETE	AMMOPHOS	MOP	DAP
	46-0-0	21-0-0	14-14-14	16-20-0	0-0-60	18-46-0
<i>Price (PhP) Per 50-kg. bag</i>						
CAR	1,019.00	522.50	1,022.08	849.25	1,152.67	-
REGION I	950.00	540.00	1,032.50	865.00	1,092.50	-
REGION II	1,011.00	542.00	1,047.07	885.83	1,200.00	
REGION III	1,005.00	546.43	1,055.00	880.71	1,204.29	-
REGION IV	1,094.67	634.89	1,163.89	1,050.75	1,426.25	-
REGION V	1,105.33	634.67	1,124.00	1,027.33	1,280.42	1,562.50
REGION VI	993.33	589.17	1,078.33	927.50	1,022.00	1,487.75
REGION VII	1,051.92	598.00	1,099.67	957.88	1,108.16	1,156.17
REGION VIII	1,091.67	671.50	1,174.67	1,017.50	1,286.75	-
REGION IX	1,116.00	607.50	1,129.00	932.50	1,077.50	1,596.67
REGION X	1,013.00	573.00	1,079.00	962.50	1,091.40	1,557.00
REGION XI	987.00	540.00	1,016.00	919.00	977.00	1,471.00
REGION XII	978.60	524.80	1,002.00	921.20	977.00	1,491.80
CARAGA	1,020.00	559.75	1,096.00	977.25	1,237.00	1,770.00
ARMM	1,073.00	-	1,243.35	-	-	-
Average Price	1,033.97	577.44	1,090.84	941.01	1,152.35	1,511.61

Prepared by:


ELIZABETH P. PERLADO
Agriculturist II

Noted by:


SUZETTE M. ALCAIDE
Supervising Agriculturist

Approved


WILFREDO C. ROLDAN
Executive Director

CURRENT PRICES OF 6 MAJOR GRADES FERTILIZER PER PROVINCES PER REGION

August 28-31, 2018						
FERTILIZER GRADES/ PRICE PER 50 KGS. BAG						
REGIONS/PROVINCE	UREA	AMMOSUL	COMPLETE	AMMOPHOS	MOP	DAP
	46-0-0	21-0-0	14-14-14	16-20-0	0-0-60	18-46-0
CAR	1,019.00	522.50	1,022.08	849.25	1,152.67	-
MT. Province	915.00	510.00	1,010.00	810.00	1,150.00	-
Kalinga/ Apayao	1,001.00	550.00	1,065.00	837.00	1,198.00	-
Benguet/ Baguio	1,070.00	530.00	1,013.33	950.00	-	-
Abra	1,090.00	500.00	1,000.00	800.00	1,110.00	-
REGION I	950.00	540.00	1,032.50	865.00	1,092.50	-
Ilocos Norte	950.00	540.00	1,020.00	800.00	1,100.00	-
Ilocos Sur	1,075.00	560.00	1,000.00	980.00	1,100.00	-
La Union	990.00	540.00	1,020.00	880.00	1,150.00	-
Pangasinan	1,020.00	550.00	1,070.00	900.00	1,020.00	-
REGION II	1,011.00	542.00	1,047.07	885.83	1,200.00	-
Cagayan	1,015.00	550.00	1,050.00	882.50	1,225.00	-
Isabela	950.00	490.00	1,020.00	880.00	1,250.00	-
Nueva Vizcaya	1,030.00	570.00	1,015.33	846.66		-
Quirino	1,035.00	575.00	1,100.00	880.00	1,250.00	-
Lower Apayao	1,025.00	525.00	1,050.00	940.00	1,075.00	-
REGION III	1,005.00	546.43	1,055.00	880.71	1,204.29	-
Aurora	1,000.00	570.00	1,075.00	925.00	1,175.00	-
Bataan	995.00	540.00	1,070.00	880.00	1,175.00	-
Bulacan	1,050.00	525.00	1,025.00	865.00	1,275.00	-
Nueva Ecija	990.00	535.00	1,075.00	870.00	1,140.00	-
Pampanga	1,000.00	560.00	1,045.00	870.00	1,315.00	-
Tarlac	990.00	530.00	1,015.00	860.00	1,135.00	-
Zambales	1,050.00	565.00	1,080.00	895.00	1,215.00	-

REGION IV	1,094.67	634.89	1,163.89	1,050.75	1,426.25	-
Batangas	1,028.00	512.00	1,155.00		1,550.00	-
Cavite	1,075.00	600.00	1,242.00	1,125.00	1,520.00	
Laguna	1,112.00	582.00	1,137.00	975.00	1,392.00	-
Marinduque	1,172.00	792.00	1,211.00	1,118.00	1,600.00	-
Occ. Mindoro	1,085.00	611.00	1,084.00	956.00	1,305.00	-
Oriental Mindoro	1,085.00	611.00	1,084.00	956.00	1,305.00	-
Palawan	1,127.00	675.00	1,157.00	1,039.00	1,171.00	-
Quezon	1,093.00	618.00	1,182.00	1,026.00	1,567.00	-
Romblon	1,075.00	713.00	1,223.00	1,211.00		-
REGION V	1,105.33	634.67	1,124.00	1,027.33	1,280.42	1,562.50
Albay	1,057.00	614.00	1,090.00	986.00	1,261.00	
Camarines Norte	1,065.00	650.00	1,100.00	985.00	1,265.00	
Camarines Sur	1,085.00	594.00	1,069.00	958.00	1,236.50	1,675.00
Catanduanes	1,150.00	730.00	1,300.00	1,280.00	1,300.00	
Masbate	1,150.00	610.00	1,100.00	950.00	1,300.00	1,450.00
Sorsogon	1,125.00	610.00	1,085.00	1,005.00	1,320.00	

REGION VI	993.33	589.17	1,078.33	927.50	1,022.00	1,487.75
Iloilo	975.00	600.00	1,025.00	910.00	1,015.00	1,500.00
Neg. Occidental	935.00	495.00	960.00	850.00	920.00	1,460.00
Guimaras	1,040.00	620.00	1,165.00	995.00		
Capiz	980.00	600.00	1,250.00	910.00	1,040.00	
Antique	1,010.00	620.00	1,032.00	940.00	1,045.00	1,526.00
Aklan	1,020.00	600.00	1,040.00	960.00	1,040.00	1,465.00
REGION VII	1,061.75	651.25	1,134.75	978.25	1,221.50	1,581.25
Cebu	1,072.00	640.00	1,131.00	920.00	1,136.00	1,560.00
Negros Oriental	1,145.00	635.00	1,155.00	920.00	1,200.00	1,500.00
Siquijor	1,100.00	700.00	1,200.00	1,100.00	1,350.00	1,500.00
Bohol	930.00	630.00	1,053.00	973.00	1,200.00	1,765.00

REGION VIII	1,091.67	671.50	1,174.67	1,017.50	1,286.75	-
Eastern Samar	1,130.00	-	1,230.00	-	-	-
Northern Samar	1,150.00	700.00	1,200.00	1,050.00	1,440.00	-
Western Samar	1,130.00		1,230.00			-
Leyte	1,020.00	600.00	1,090.00	910.00	1,150.00	-
Southern Leyte	1,070.00	736.00	1,178.00	1,110.00	1,307.00	-
Biliran	1,050.00	650.00	1,120.00	1,000.00	1,250.00	-
REGION IX	1,116.00	607.50	1,129.00	932.50	1,077.50	1,596.67
Zamboanga del Sur	1,070.00	580.00	1,030.00	910.00	1,060.00	1,440.00
Zamboanga Sibugay	1,070.00	620.00	1,110.00	960.00	1,095.00	
Zamboanga del Norte	1,050.00	560.00	1,050.00	860.00		1,550.00
Zamboanga City	1,150.00	670.00	1,200.00	1,000.00		1,800.00
Basilan	1,240.00	-	1,255.00	-	-	-
REGION X	1,013.00	573.00	1,079.00	962.50	1,091.40	1,557.00
Bukidnon	945.00	505.00	1,020.00	880.00	955.00	1,440.00
Misamis Oriental	955.00	510.00	990.00	900.00	977.00	1,455.00
Lanao del Norte	1,055.00	625.00	1,105.00	965.00	1,050.00	1,500.00
Misamis Occidental	1,050.00	625.00	1,080.00	967.50	1,125.00	1,640.00
Camiguin Province	1,060.00	600.00	1,200.00	1,100.00	1,350.00	1,750.00
REGION XI	987.00	540.00	1,016.00	919.00	977.00	1,471.00
Davao City	986.00	494.00	995.00	875.00	948.00	1,408.00
Davao del Norte	980.00	541.00	1,028.00	913.00	986.00	1,478.00
Davao del Sur	990.00	550.00	1,020.00	890.00	970.00	1,530.00
Davao Oriental	1,008.00	589.00	1,000.00	998.00	1,031.00	
Compostela Valley	972.00	524.00	1,037.00	920.00	950.00	1,469.00
REGION XII	978.60	524.80	1,002.00	921.20	977.00	1,491.80
North Cotabato	998.00	528.00	1,010.00	911.00	978.00	1,506.00
South Cotabato	965.00	516.00	1,000.00	902.00	962.00	1,475.00
Sultan Kudarat	990.00	525.00	980.00	920.00	980.00	1,500.00
Sarangani Province	984.00	543.00	1,028.00	929.00	987.00	1,455.00
General Santos City	956.00	512.00	992.00	944.00	978.00	1,523.00

CARAGA	1,020.25	559.75	1,096.00	977.25	1,237.00	1,770.00
Agusan Del Norte	1,006.00	552.00	1,047.00	936.00	1,023.00	1,770.00
Agusan Del Sur	960.00	540.00	1,030.00	920.00	970.00	-
Surigao del Norte	1,040.00	552.00	1,152.00	1,008.00	1,860.00	-
Surigao del Sur	1,075.00	595.00	1,155.00	1,045.00	1,095.00	-
ARMM	1,240.00	-	1,255.00	-	-	-
Basilan	1,240.00	-	1,255.00	-	-	-

Prepared by:


ELIZABETH P. PERLADO
 Agriculturist II

Noted by:


SUZETTE M. ALCAIDE
 Supervising Agriculturist

Approved


WILFREDO C. ROLDAN
 Executive Director