



**Fertilizer Price Monitoring (Week 33, 2018)**

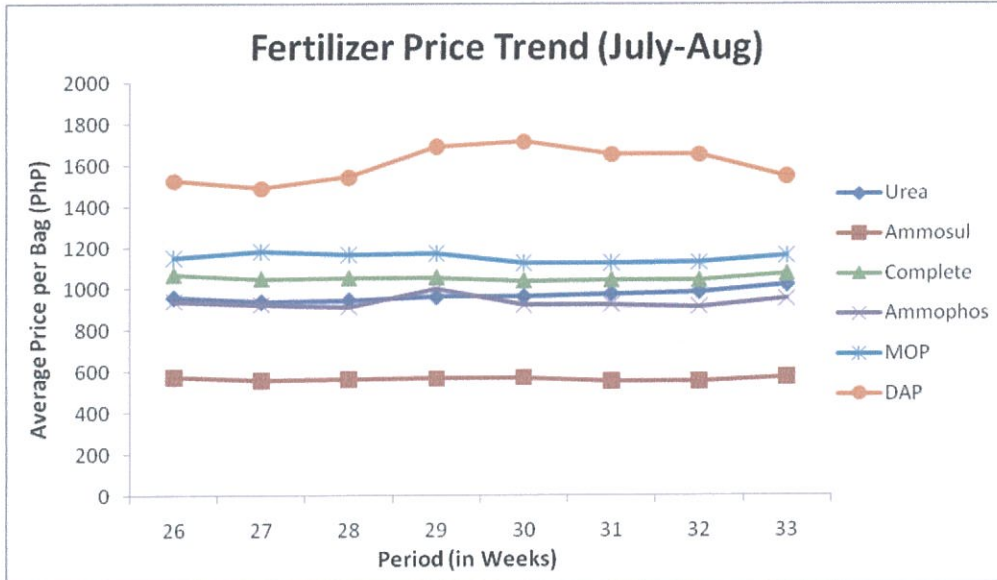


Figure 1. Weekly fertilizer trend of six (6) major fertilizer grades for the period of July-August 2018 (Week 26-33 of 2018).

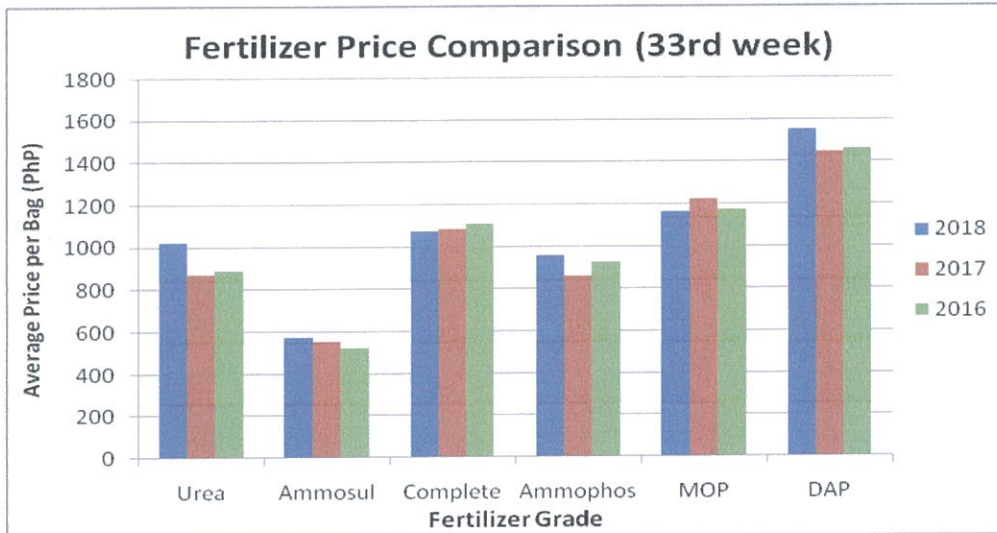


Figure 2. Yearly comparison of weekly fertilizer price for 6 major fertilizer grades (Week 33).

Prepared by:

*Elizabeth P. Perlado*  
 Agriculturist II

Noted by:

*Suzette M. Alcade*  
 Supervising Agriculturist

Approved by:

*Wilfredo C. Roldan*  
 Executive Director

FPA-P.M.O.  
 BY: *Julie*  
 DATE: *08/20/18*

9:20 am  
 08/20/18 - 210



REPUBLIC OF THE PHILIPPINES  
 OFFICE OF THE PRESIDENT  
 FERTILIZER AND PESTICIDE AUTHORITY  
 FPA Bldg., BAI Compound, Visayas Ave., Diliman, Quezon City P.O. Box 2582  
 Tel. Nos. 920-8173\*920-8573\*922-3368\*441-1601  
 E-mail add: fpa\_77@yahoo.com Website: http://fpa.da.gov.ph

CURRENT AVERAGE RETAIL PRICES OF 6 MAJOR GRADES OF INORGANIC FERTILIZERS PER REGION						
Aug 13-17, 2018						
REGION	UREA	AMMOSUL	COMPLETE	AMMOPHOS	MOP	DAP
	46-0-0	21-0-0	14-14-14	16-20-0	0-0-60	18-46-0
<i>Price (PhP) Per 50-kg. bag</i>						
CAR	1,009.00	511.25	1,025.00	811.75	1,152.67	-
REGION I	950.00	540.00	1,032.50	865.00	1,092.50	-
REGION II	991.50	537.50	945.50	868.31	1,158.75	-
REGION III	1,017.14	550.71	1,041.43	882.86	1,265.00	-
REGION IV	1,087.33	629.11	1,154.22	1,004.89	1,395.63	-
REGION V	1,094.72	629.33	1,122.58	1,039.83	1,281.33	1,562.50
REGION VI	983.33	546.25	1,036.67	927.50	1,006.00	1,461.50
REGION VII	1,061.75	651.25	1,109.25	978.25	1,202.50	1,462.50
REGION VIII	1,113.33	677.20	1,169.67	1,219.40	1,286.75	1,430.00
REGION IX	1,012.67	580.00	1,156.67	907.50	1,137.50	1,480.00
REGION X	988.33	555.83	1,067.08	937.00	1,080.00	1,522.50
REGION XI	966.20	525.60	1,012.80	921.20	983.20	1,461.50
REGION XII	958.75	542.50	1,115.00	996.25	1,105.00	1,770.00
CARAGA	1,023.75	542.50	1,115.00	996.25	1,105.00	1,770.00
ARMM	1,073.00	-	1,243.35	-	-	-
<i>Average Price</i>	<b>1,022.05</b>	<b>572.79</b>	<b>1,089.78</b>	<b>954.00</b>	<b>1,160.84</b>	<b>1,546.72</b>

Prepared by:

  
**ELIZABETH P. PERLADO**  
 Agriculturist II

Noted by:

  
**SUZETTE M. ALCAIDE**  
 Supervising Agriculturist

Approved

  
**WILFREDO C. ROLDAN**  
 Executive Director

## CURRENT PRICES OF 6 MAJOR GRADES FERTILIZER PER PROVINCES PER REGION

Aug 13-17, 2018						
REGIONS/PROVINCE	FERTILIZER GRADES/ PRICE PER 50 KGS. BAG					
	UREA 46-0-0	AMMOSUL 21-0-0	COMPLETE 14-14-14	AMMOPHOS 16-20-0	MOP 0-0-60	DAP 18-46-0
<b>CAR</b>	<b>1,009.00</b>	<b>511.25</b>	<b>1,025.00</b>	<b>811.75</b>	<b>1,152.67</b>	-
Abra	1,090.00	500.00	1,000.00	800.00	1,110.00	-
Benguet/ Baguio	1,030.00	485.00		800.00	-	-
MT. Province	915.00	510.00	1,010.00	810.00	1,150.00	-
Kalinga/ Apayao	1,001.00	550.00	1,065.00	837.00	1,198.00	-
<b>REGION I</b>	<b>950.00</b>	<b>540.00</b>	<b>1,032.50</b>	<b>865.00</b>	<b>1,092.50</b>	-
Ilocos Norte	950.00	540.00	1,020.00	800.00	1,100.00	-
Ilocos Sur	970.00	530.00	1,020.00	880.00	1,100.00	-
La Union	910.00	540.00	1,020.00	880.00	1,150.00	-
Pangasinan	970.00	550.00	1,070.00	900.00	1,020.00	-
<b>REGION II</b>	<b>991.50</b>	<b>537.50</b>	<b>945.50</b>	<b>868.31</b>	<b>1,158.75</b>	-
Cagayan	1,025.00	550.00	1,050.00	890.00	1,250.00	-
Isabela	940.00	525.00	1,050.00	860.00	1,050.00	-
Nueva Vizcaya	992.50	522.50	522.50	851.53	-	-
Quirino	1,035.00	575.00	1,100.00	880.00	1,250.00	-
Lower Apayao	965.00	515.00	1,005.00	860.00	1,085.00	-
<b>REGION III</b>	<b>1,017.14</b>	<b>550.71</b>	<b>1,041.43</b>	<b>882.86</b>	<b>1,265.00</b>	-
Aurora	1,000.00	570.00	1,075.00	925.00	1,275.00	-
Bataan	1,025.00	555.00	1,035.00	890.00	1,375.00	-
Bulacan	1,075.00	525.00	1,025.00	865.00	1,275.00	-
Nueva Ecija	985.00	550.00	1,025.00	910.00	1,260.00	-
Pampanga	985.00	560.00	1,020.00	835.00	1,315.00	-
Tarlac	995.00	530.00	1,030.00	860.00	1,140.00	-
Zambales	1,055.00	565.00	1,080.00	895.00	1,215.00	-

## CURRENT PRICES OF 6 MAJOR GRADES FERTILIZER PER PROVINCES PER REGION

Aug 13-17, 2018						
FERTILIZER GRADES/ PRICE PER 50 KGS. BAG						
REGIONS/PROVINCE	UREA	AMMOSUL	COMPLETE	AMMOPHOS	MOP	DAP
	46-0-0	21-0-0	14-14-14	16-20-0	0-0-60	18-46-0
<b>REGION IV</b>	<b>1,087.33</b>	<b>629.11</b>	<b>1,154.22</b>	<b>1,004.89</b>	<b>1,395.63</b>	<b>-</b>
Batangas	1,015.00	533.00	1,113.00	977.00	1,367.00	-
Cavite	1,081.00	588.00	1,228.00	1,090.00	1,580.00	-
Laguna	1,089.00	576.00	1,131.00	950.00	1,245.00	-
Marinduque	1,172.00	792.00	1,211.00	1,118.00	1,600.00	-
Occ. Mindoro	1,083.00	583.00	1,066.00	906.00	1,313.00	-
Oriental Mindoro	1,055.00	584.00	1,088.00	905.00	1,322.00	-
Palawan	1,127.00	675.00	1,157.00	1,039.00	1,171.00	-
Quezon	1,093.00	618.00	1,182.00	1,026.00	1,567.00	-
Romblon	1,071.00	713.00	1,212.00	1,033.00	-	-
<b>REGION V</b>	<b>1,094.72</b>	<b>629.33</b>	<b>1,122.58</b>	<b>1,039.83</b>	<b>1,281.33</b>	<b>1,562.50</b>
Albay	1,013.33	629.00	1,089.00	987.00	1,261.00	-
Camarines Norte	1,065.00	615.00	1,100.00	1,090.00	1,265.00	-
Camarines Sur	1,065.00	582.00	1,061.50	927.00	1,242.00	1,675.00
Catanduanes	1,150.00	730.00	1,300.00	1,280.00	1,300.00	-
Masbate	1,150.00	610.00	1,100.00	950.00	1,300.00	1,450.00
Sorsogon	1,125.00	610.00	1,085.00	1,005.00	1,320.00	-
<b>REGION VI</b>	<b>983.33</b>	<b>546.25</b>	<b>1,036.67</b>	<b>927.50</b>	<b>1,006.00</b>	<b>1,461.50</b>
Iloilo	960.00	570.00	1,005.00	910.00	1,040.00	1,460.00
Neg. Occidental	935.00	495.00	960.00	850.00	920.00	1,465.00
Guimaras	980.00	-	1,030.00	910.00	-	-
Capiz	1,020.00	540.00	1,040.00	960.00	1,090.00	-
Antique	965.00	-	1,020.00	940.00	940.00	1,465.00
Aklan	1,040.00	580.00	1,165.00	995.00	1,040.00	1,456.00


## CURRENT PRICES OF 6 MAJOR GRADES FERTILIZER PER PROVINCES PER REGION

Aug 13-17, 2018						
FERTILIZER GRADES/ PRICE PER 50 KGS. BAG						
REGIONS/PROVINCE	UREA	AMMOSUL	COMPLETE	AMMOPHOS	MOP	DAP
	46-0-0	21-0-0	14-14-14	16-20-0	0-0-60	18-46-0
<b>REGION VII</b>	<b>1,061.75</b>	<b>651.25</b>	<b>1,109.25</b>	<b>978.25</b>	<b>1,202.50</b>	<b>1,462.50</b>
Cebu	1,072.00	640.00	1,131.00	920.00	1,060.00	1,440.00
Negros	1,145.00	635.00	1,053.00	920.00	1,200.00	1,360.00
Siquijor	1,100.00	700.00	1,200.00	1,100.00	1,350.00	1,450.00
Bohol	930.00	630.00	1,053.00	973.00	1,200.00	1,600.00
<b>REGION VIII</b>	<b>1,113.33</b>	<b>677.20</b>	<b>1,169.67</b>	<b>1,219.40</b>	<b>1,286.75</b>	<b>1,430.00</b>
Eastern Samar	1,130.00	-	1,230.00	-	-	-
Northern Samar	1,150.00	700.00	1,200.00	1,440.00	1,440.00	-
Western Samar	1,130.00	700.00	1,200.00	1,440.00	-	-
Leyte	1,150.00	600.00	1,090.00	910.00	1,150.00	1,430.00
Southern Leyte	1,070.00	736.00	1,178.00	1,307.00	1,307.00	-
Biliran	1,050.00	650.00	1,120.00	1,000.00	1,250.00	-
<b>REGION IX</b>	<b>1,012.67</b>	<b>580.00</b>	<b>1,156.67</b>	<b>907.50</b>	<b>1,137.50</b>	<b>1,480.00</b>
Zamboanga del Sur	990.00	550.00	1,050.00	860.00	1,060.00	1,440.00
Zamboanga Sibugay	980.00	590.00	1,180.00	880.00	1,170.00	1,630.00
Zamboanga del Norte	960.00	550.00	1,150.00	940.00	1,150.00	1,410.00
Zamboanga City	1,060.00	630.00	1,160.00	950.00	1,170.00	1,440.00
Basilan	1,073.35	-	1,243.35	-	-	-
<b>REGION X</b>	<b>988.33</b>	<b>555.83</b>	<b>1,067.08</b>	<b>937.00</b>	<b>1,080.00</b>	<b>1,522.50</b>
Bukidnon	945.00	505.00	1,025.00	880.00	955.00	1,425.00
Misamis Oriental	950.00	510.00	990.00	900.00	980.00	1,470.00
Cagayan de Oro City	875.00	470.00	1,002.50	860.00	1,020.00	1,350.00
Lanao del Norte	1,050.00	625.00	1,105.00	915.00	1,050.00	1,500.00
Misamis Occidental	1,050.00	625.00	1,080.00	967.00	1,125.00	1,640.00
Camiguin Province	1,060.00	600.00	1,200.00	1,100.00	1,350.00	1,750.00

## CURRENT PRICES OF 6 MAJOR GRADES FERTILIZER PER PROVINCES PER REGION

Aug 13-17, 2018						
FERTILIZER GRADES/ PRICE PER 50 KGS. BAG						
REGIONS/PROVINCE	UREA	AMMOSUL	COMPLETE	AMMOPHOS	MOP	DAP
	46-0-0	21-0-0	14-14-14	16-20-0	0-0-60	18-46-0
<b>REGION XI</b>	<b>966.20</b>	<b>525.60</b>	<b>1,012.80</b>	<b>921.20</b>	<b>983.20</b>	<b>1,461.50</b>
Davao City	908.00	470.00	972.00	844.00	930.00	1,405.00
Davao del Norte	967.00	520.00	1,017.00	921.00	984.00	1,490.00
Davao del Sur	960.00	530.00	1,000.00	880.00	950.00	1,500.00
Davao Oriental	1,025.00	593.00	1,053.00	1,040.00	1,078.00	-
Compostela Valley	971.00	515.00	1,022.00	921.00	974.00	1,451.00
<b>REGION XII</b>	<b>958.75</b>	<b>542.50</b>	<b>1,115.00</b>	<b>996.25</b>	<b>1,105.00</b>	<b>1,770.00</b>
North Cotabato	998.00	528.00	1,010.00	911.00	978.00	1,506.00
South Cotabato	955.00	511.00	994.00	899.00	960.00	1,468.00
Sultan Kudarat	911.00	510.00	985.00	850.00	965.00	1,350.00
Sarangani Province	979.00	536.00	1,036.00	890.00	986.00	1,405.00
General Santos City	947.00	507.00	980.00	885.00	978.00	1,588.00
<b>CARAGA</b>	<b>1,023.75</b>	<b>542.50</b>	<b>1,115.00</b>	<b>996.25</b>	<b>1,105.00</b>	<b>1,770.00</b>
Agusan Del Norte	1,035.00	580.00	1,115.00	1,015.00	1,245.00	1,770.00
Agusan Del Sur	960.00	500.00	1,030.00	900.00	950.00	-
Surigao del Norte	1,080.00	550.00	1,265.00	1,070.00	1,200.00	-
Surigao del Sur	1,020.00	540.00	1,050.00	1,000.00	1,025.00	-
<b>ARMM</b>	<b>1,073.00</b>	-	<b>1,243.35</b>	-	-	-
Basilan	1,073.00	-	1,243.35	-	-	-

Prepared by:

  
**ELIZABETH P. PERLADO**  
 Agriculturist II

Noted by:

  
**SUZETTE M. ALCAIDE**  
 Supervising Agriculturist

Approved

  
**WILFREDO C. ROLDAN**  
 Executive Director