



REPUBLIC OF THE PHILIPPINES
 OFFICE OF THE PRESIDENT
FERTILIZER AND PESTICIDE AUTHORITY
 FPA Bldg. B.A.I. Compound Visayas Ave. Diliman, Quezon City P.O. Box 2582, Q.C.
 Tel. Nos. 920-8173*920-8573*922-3368-441-1601
 E-mail add: fpacentral77@gmail.com Website: <http://fpa.da.gov.ph>

Fertilizer Price Monitoring (Week 15, 2018)

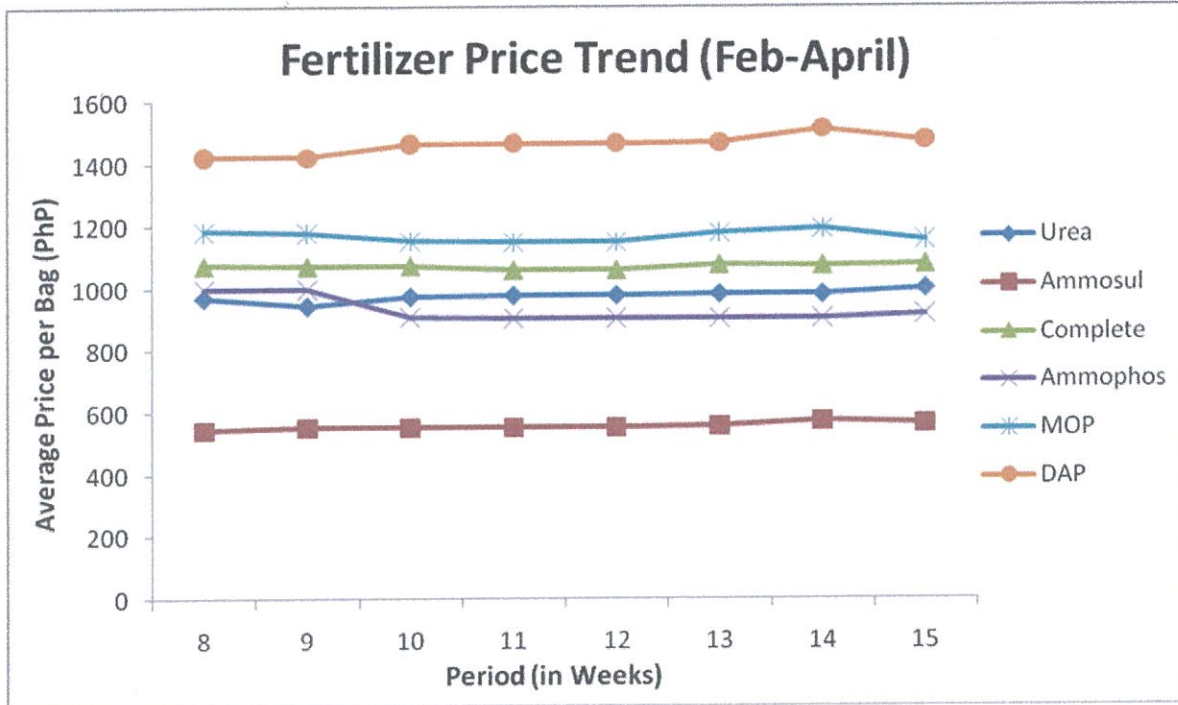


Figure 1. Weekly fertilizer trend of six (6) major fertilizer grades for the periods of February to April 2018 (Week 8-15 of 2018)

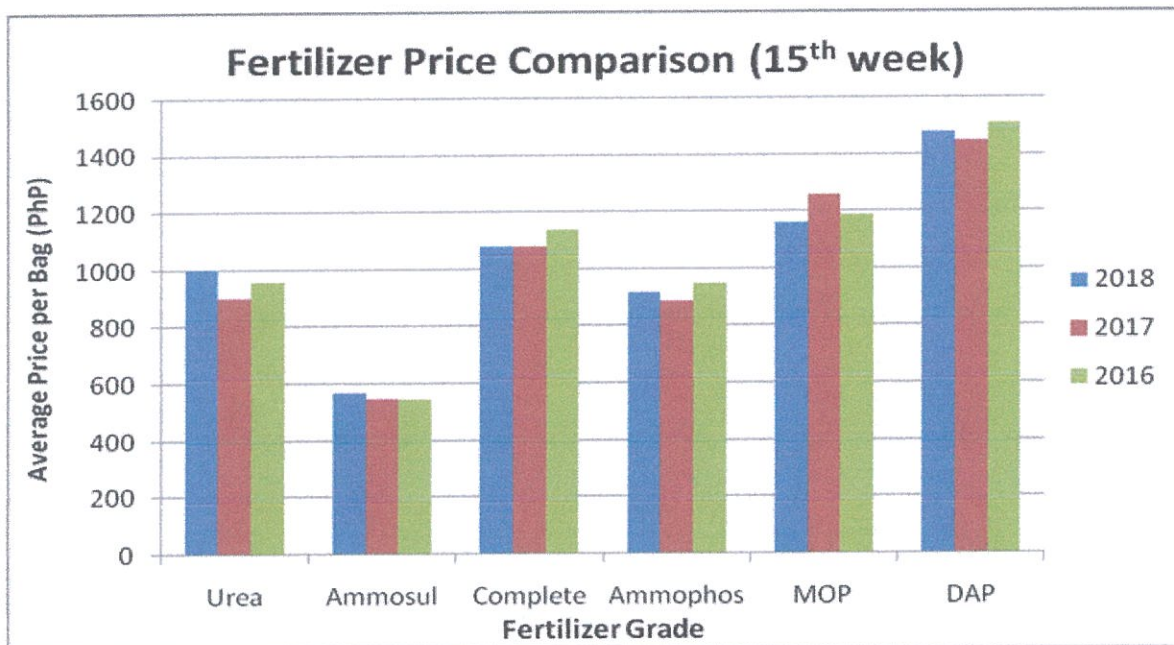


Figure 2. Yearly comparison of weekly fertilizer price for 6 major fertilizer grades (Week 15).

Prepared by:

Suzette M. Alcaide
 Suzette M. Alcaide
 Supervising Agriculturist

Approved by:

Wilfredo C. Roldan
 Wilfredo C. Roldan
 Executive Director

FPA-PMID
 By: *Julia*
 Date: *05/18/18*

05/10/18 - 95



REPUBLIC OF THE PHILIPPINES
 OFFICE OF THE PRESIDENT
 FERTILIZER AND PESTICIDE AUTHORITY
 FPA Bldg., BAI Compound, Visayas Ave., Diliman, Quezon City P.O. Box 2582
 Tel. Nos. 920-8173*920-8573*922-3368*441-1601
 E-mail add: fpa_77@yahoo.com Website: http://fpa.da.gov.ph

CURRENT AVERAGE RETAIL PRICES OF 6 MAJOR GRADES OF INORGANIC FERTILIZERS PER REGION						
April 9-13, 2018						
REGION	UREA	AMMOSUL	COMPLETE	AMMOPHOS	MOP	DAP
	46-0-0	21-0-0	14-14-14	16-20-0	0-0-60	18-46-0
<i>Price (PhP) Per 50-kg. bag</i>						
CAR	989.75	501.25	1,007.50	856.50	1,310.00	-
REGION I	917.50	595.00	1,007.50	862.50	1,300.00	-
REGION II	962.50	511.88	1,006.20	815.63	1,263.75	-
REGION III	942.86	543.57	1,023.93	842.14	1,259.29	-
REGION IV	1,048.00	636.22	1,121.00	967.89	1,393.88	-
REGION V	1,020.53	645.14	1,111.35	980.08	1,339.33	1,700.00
REGION VI	930.83	508.33	1,017.50	860.00	1,003.75	1,375.00
REGION VII	995.75	590.00	1,143.25	966.25	1,157.50	1,518.75
REGION VIII	1,154.17	651.67	1,204.75	1,036.67	1,225.00	1,430.00
REGION IX	1,076.00	582.50	1,104.60	895.00	1,122.50	1,470.00
REGION X	1,016.67	545.00	1,074.58	1,065.00	1,037.92	1,485.83
REGION XI	935.80	507.60	1,000.20	860.20	971.80	1,389.20
REGION XII	934.61	521.61	1,009.00	853.33	971.56	1,416.65
CARAGA	1,011.25	571.25	1,080.00	977.50	827.50	-
ARMM	1,073.00	-	1,243.35	-	-	-
<i>Average Price</i>	1,000.61	565.07	1,076.98	917.05	1,155.98	1,473.18

Prepared by:


MARK GLENN S. REQUILMAN
 Administrative Aide VI

Noted by:


SUZETTE M. ALCaide
 Supervising Agriculturist

Approved


WILFREDO C. ROLDAN
 Executive Director

CURRENT PRICES OF 6 MAJOR GRADES FERTILIZER PER PROVINCES PER REGION

April 9-13, 2018						
REGIONS/PROVINCE	FERTILIZER GRADES/ PRICE PER 50 KGS. BAG					
	UREA 46-0-0	AMMOSUL 21-0-0	COMPLETE 14-14-14	AMMOPHOS 16-20-0	MOP 0-0-60	DAP 18-46-0
CAR	989.75	501.25	1,007.50	856.50	1,310.00	-
Abra	950.00	500.00	1,010.00	875.00	1,550.00	-
Benguet/ Baguio	1,100.00	480.00	995.00	825.00	1,355.00	-
MT. Province	999.00	505.00	1,000.00	890.00	1,175.00	-
Kalinga/ Apayao	910.00	520.00	1,025.00	836.00	1,160.00	-
REGION I	917.50	595.00	1,007.50	862.50	1,300.00	-
Ilocos Norte	950.00	500.00	980.00	830.00	1,100.00	-
Ilocos Sur	950.00	480.00	1,050.00	900.00	1,600.00	-
La Union	850.00	500.00	1,000.00	900.00	-	-
Pangasinan	920.00	900.00	1,000.00	820.00	1,200.00	-
REGION II	962.50	511.88	1,006.20	815.63	1,263.75	-
Cagayan	900.00	490.00	985.00	795.00	1,350.00	-
Isabela	937.50	502.50	1,025.00	807.50	1,177.50	-
Nueva Vizcaya	987.50	530.00	1,014.81	835.00	-	-
Quirino	1,025.00	525.00	1,000.00	825.00	-	-
REGION III	942.86	543.57	1,023.93	842.14	1,259.29	-
Aurora	1,000.00	575.00	1,090.00	925.00	1,275.00	-
Bataan	980.00	580.00	1,040.00	875.00	1,385.00	-
Bulacan	915.00	505.00	990.00	825.00	1,275.00	-
Nueva Ecija	890.00	550.00	1,012.50	805.00	1,170.00	-
Pampanga	960.00	560.00	1,020.00	835.00	1,315.00	-
Tarlac	895.00	495.00	985.00	790.00	1,170.00	-
Zambales	960.00	540.00	1,030.00	840.00	1,225.00	-

CURRENT PRICES OF 6 MAJOR GRADES FERTILIZER PER PROVINCES PER REGION

April 9-13, 2018						
FERTILIZER GRADES/ PRICE PER 50 KGS. BAG						
REGIONS/PROVINCE	UREA	AMMOSUL	COMPLETE	AMMOPHOS	MOP	DAP
	46-0-0	21-0-0	14-14-14	16-20-0	0-0-60	18-46-0
REGION IV	1,048.00	636.22	1,121.00	967.89	1,393.88	-
Batangas	1,049.00	588.00	1,111.00	860.00	1,395.00	-
Cavite	1,041.00	593.00	1,085.00	1,121.00	1,592.00	-
Laguna	1,042.00	635.00	1,140.00	953.00	1,350.00	-
Marinduque	1,145.00	760.00	1,189.00	1,108.00	1,683.00	-
Occ. Mindoro	1,011.00	588.00	1,128.00	891.00	1,318.00	-
Oriental Mindoro	1,055.00	606.00	1,104.00	919.00	1,315.00	-
Palawan	1,024.00	622.00	1,106.00	940.00	1,148.00	-
Quezon	995.00	556.00	1,070.00	933.00	1,350.00	-
Romblon	1,070.00	778.00	1,156.00	986.00	-	-
REGION V	1,020.53	645.14	1,111.35	980.08	1,339.33	1,700.00
Albay	1,012.20	623.00	1,054.60	936.00	1,261.00	-
Camarines Norte	995.00	620.00	1,065.00	910.00	1,265.00	-
Camarines Sur	1,011.00	685.00	1,058.50	904.50	1,235.00	1,700.00
Catanduanes	1,125.00	730.00	1,300.00	1,280.00	1,675.00	-
Masbate	980.00	590.00	1,120.00	930.00	1,300.00	-
Sorsogon	1,000.00	622.86	1,070.00	920.00	1,300.00	-
REGION VI	930.83	508.33	1,017.50	860.00	1,003.75	1,375.00
Iloilo	900.00	485.00	985.00	850.00	1,060.00	1,370.00
Neg. Occidental	930.00	475.00	940.00	780.00	910.00	1,365.00
Guimaras	980.00	580.00	1,170.00	920.00	-	-
Capiz	900.00	500.00	980.00	820.00	-	-
Antique	925.00	490.00	1,000.00	900.00	1,025.00	1,390.00
Aklan	950.00	520.00	1,030.00	890.00	1,020.00	-


CURRENT PRICES OF 6 MAJOR GRADES FERTILIZER PER PROVINCES PER REGION

April 9-13, 2018						
FERTILIZER GRADES/ PRICE PER 50 KGS. BAG						
REGIONS/PROVINCE	UREA	AMMOSUL	COMPLETE	AMMOPHOS	MOP	DAP
	46-0-0	21-0-0	14-14-14	16-20-0	0-0-60	18-46-0
REGION VII	995.75	590.00	1,143.25	966.25	1,157.50	1,518.75
Cebu	1,050.00	580.00	1,120.00	920.00	1,080.00	1,550.00
Negros	933.00	600.00	1,150.00	915.00	1,150.00	1,425.00
Siquijor	970.00	600.00	1,150.00	1,050.00	1,200.00	1,450.00
Bohol	1,030.00	580.00	1,153.00	980.00	1,200.00	1,650.00
REGION VIII	1,154.17	651.67	1,204.75	1,036.67	1,225.00	1,430.00
Eastern Samar	1,185.00	-	1,300.00	-	-	-
Northern Samar	1,290.00	-	1,320.00	-	-	-
Western Samar	1,100.00	690.00	1,260.00	-	-	-
Leyte	1,070.00	585.00	1,070.00	900.00	1,150.00	1,430.00
Southern Leyte	1,200.00	680.00	1,043.50	1,210.00	1,300.00	-
Biliran	1,080.00	-	1,235.00	1,000.00	-	-
REGION IX	1,076.00	582.50	1,104.60	895.00	1,122.50	1,470.00
Zamboanga del Sur	990.00	550.00	1,030.00	830.00	1,060.00	1,440.00
Zamboanga Sibugay	980.00	580.00	1,050.00	940.00	1,180.00	1,600.00
Zamboanga del Norte	980.00	550.00	1,040.00	860.00	1,050.00	1,400.00
Zamboanga City	1,130.00	650.00	1,160.00	950.00	1,200.00	1,440.00
Basilan	1,300.00	-	1,243.00	-	-	-
REGION X	1,016.67	545.00	1,074.58	1,065.00	1,037.92	1,485.83
Bukidnon	915.00	495.00	1,012.50	870.00	960.00	1,405.00
Misamis Oriental	1,015.00	550.00	1,085.00	1,000.00	1,012.50	1,385.00
Cagayan de Oro City	1,000.00	505.00	1,020.00	1,000.00	965.00	1,375.00
Lanao del Norte	1,025.00	575.00	1,115.00	1,150.00	1,060.00	1,500.00
Misamis Occidental	1,045.00	570.00	1,115.00	1,170.00	1,165.00	1,650.00
Camiguin Province	1,100.00	575.00	1,100.00	1,200.00	1,065.00	1,600.00

CURRENT PRICES OF 6 MAJOR GRADES FERTILIZER PER PROVINCES PER REGION

April 9-13, 2018						
FERTILIZER GRADES/ PRICE PER 50 KGS. BAG						
REGIONS/PROVINCE	UREA	AMMOSUL	COMPLETE	AMMOPHOS	MOP	DAP
	46-0-0	21-0-0	14-14-14	16-20-0	0-0-60	18-46-0
REGION XI	935.80	507.60	1,000.20	860.20	971.80	1,389.20
Davao City	892.00	477.00	960.00	782.00	917.00	1,320.00
Davao del Norte	949.00	504.00	1,022.00	905.00	986.00	1,472.00
Davao del Sur	950.00	510.00	980.00	790.00	960.00	1,420.00
Davao Oriental	950.00	527.00	1,010.00	950.00	1,012.00	1,350.00
Compostela Valley	938.00	520.00	1,029.00	874.00	984.00	1,384.00
REGION XII	934.61	521.61	1,009.00	853.33	971.56	1,416.65
North Cotabato	953.70	528.70	1,017.00	855.00	1,005.00	1,441.60
South Cotabato	916.00	509.00	992.00	845.00	955.00	1,375.00
Sultan Kudarat	915.00	515.00	1,010.00	860.00	950.00	1,350.00
Sarangani Province	953.75	533.75	1,017.00	853.33	976.25	1,500.00
CARAGA	1,011.25	571.25	1,080.00	977.50	827.50	-
Agusan Del Norte	1,005.00	565.00	1,100.00	1,070.00	1,145.00	-
Agusan Del Sur	960.00	550.00	1,070.00	900.00	990.00	-
Surigao del Norte	1,050.00	600.00	1,050.00	990.00	100.00	-
Surigao del Sur	1,030.00	570.00	1,100.00	950.00	1,075.00	-
ARMM	1,073.00	-	1,243.35	-	-	-
Basilan	1,073.00	-	1,243.35	-	-	-

Prepared by:


MARK GLENN S. REQUILMAN
 Administrative Aide VI

Noted by:


SUZETTE M. ALCAIDE
 Supervising Agriculturist

Approved


WILFREDO C. ROLDAN
 Executive Director