



REPUBLIC OF THE PHILIPPINES
OFFICE OF THE PRESIDENT
FERTILIZER AND PESTICIDE AUTHORITY

FPA Bldg., BAI Compound, Visayas Ave., Diliman, Quezon City P.O. Box 2582
Tel. Nos. 920-8173*920-8573*922-3368*441-1601
E-mail add: fpa_77@yahoo.com Website: http://fpa.da.gov.ph

Fertilizer Price Monitoring (Week 50, 2017)

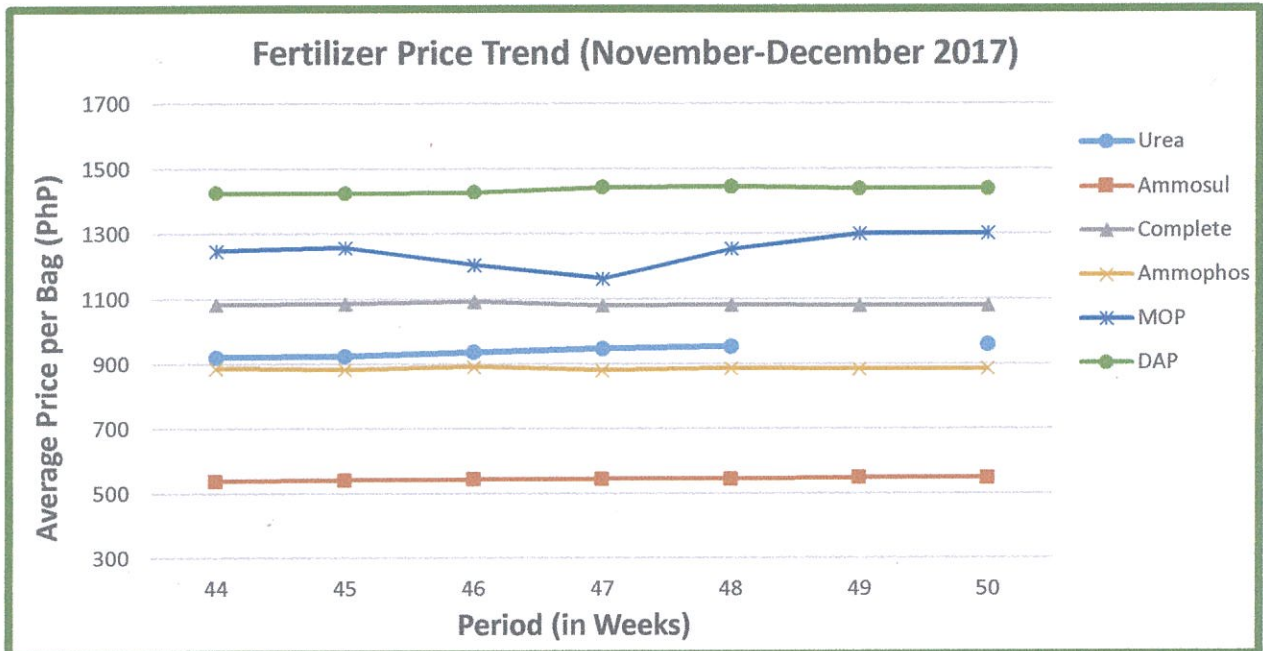



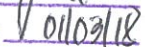
Figure 1. Weekly fertilizer trend of six (6) major fertilizer grades for the period of November to December 2017 (Week 44 to Week 50).

Prepared by:


GABRIEL B. ATOLE
Agriculturist II, FOCU

Noted by:


WILFREDO C. ROLDAN
Executive Director

FPA-PMS
By: 
Date: 

012018-02



REPUBLIC OF THE PHILIPPINES
 OFFICE OF THE PRESIDENT
 FERTILIZER AND PESTICIDE AUTHORITY
 FPA Bldg., BAI Compound, Visayas Ave., Diliman, Quezon City P.O. Box 2582
 Tel. Nos. 920-8173*920-8573*922-3368*441-1601
 E-mail add: fpa_77@yahoo.com Website: http://fpa.da.gov.ph

CURRENT AVERAGE RETAIL PRICES OF 6 MAJOR GRADES OF INORGANIC FERTILIZERS PER REGION						
December 11-15, 2017						
REGION	UREA	AMMOSUL	COMPLETE	AMMOPHOS	MOP	DAP
	46-0-0	21-0-0	14-14-14	16-20-0	0-0-60	18-46-0
<i>Price (PhP) Per 50-kg. bag</i>						
CAR	1,023.25	561.50	1,043.50	819.75	1,153.33	-
REGION I	915.75	480.00	1,075.00	850.00	1,416.67	-
REGION II	941.44	506.04	995.11	808.00	1,852.50	-
REGION III	917.86	507.50	1,010.71	832.50	1,246.79	-
REGION IV	1,021.89	598.33	1,134.78	989.56	1,388.00	-
REGION V	979.21	608.83	1,106.83	970.67	1,340.92	1,700.00
REGION VI	880.83	508.17	1,012.50	800.00	1,005.25	1,341.67
REGION VII	925.00	647.00	1,100.00	990.75	1,165.00	1,521.25
REGION VIII	1,143.33	671.67	1,255.83	1,061.67	1,225.00	1,430.00
REGION IX	996.27	575.31	1,121.67	904.50	1,142.81	1,410.00
REGION X	908.33	510.83	1,059.17	877.50	1,072.50	1,420.00
REGION XI	849.20	492.60	982.40	802.60	947.60	1,307.80
REGION XII	879.18	513.01	994.87	828.58	952.66	1,389.38
CARAGA	855.75	504.75	1,027.75	871.50	1,029.00	-
ARMM	1,170.00	-	1,303.35	-	-	-
<i>Average Price</i>	960.49	548.97	1,081.56	886.25	1,302.92	1,440.01

Prepared by:


GABRIEL B. ATOLE
 Agriculturist II, FOCU

Noted by:


WILFREDO C. ROLDAN
 Executive Director

CURRENT PRICES OF 6 MAJOR GRADES FERTILIZER PER PROVINCES PER REGION

December 11-15, 2017						
REGIONS/PROVINCE	FERTILIZER GRADES/ PRICE PER 50 KGS. BAG					
	UREA 46-0-0	AMMOSUL 21-0-0	COMPLETE 14-14-14	AMMOPHOS 16-20-0	MOP 0-0-60	DAP 18-46-0
CAR	1,023.25	561.50	1,043.50	819.75	1,153.33	-
Abra	1,100.00	615.00	1,040.00	780.00	1,120.00	-
Benguet/ Baguio	1,050.00	570.00	1,050.00	820.00	-	-
MT. Province	1,013.00	561.00	1,074.00	859.00	1,180.00	-
Kalinga/ Apayao	930.00	500.00	1,010.00	820.00	1,160.00	-
REGION I	915.75	480.00	1,075.00	850.00	1,416.67	-
Ilocos Norte	880.00	520.00	1,000.00	850.00	1,550.00	-
Ilocos Sur	1,000.00	500.00	1,020.00	850.00	1,600.00	-
La Union	860.00	450.00	1,190.00	920.00	-	-
Pangasinan	923.00	450.00	1,090.00	780.00	1,100.00	-
REGION II	941.44	506.04	995.11	808.00	1,852.50	-
Cagayan	965.00	520.00	1,000.00	835.00	1,450.00	-
Isabela	940.00	525.00	1,000.00	815.00	1,175.00	-
Nueva Vizcaya	930.75	519.16	1,005.45	802.00	1,080.00	-
Quirino	930.00	460.00	975.00	780.00	-	-
REGION III	917.86	507.50	1,010.71	832.50	1,246.79	-
Aurora	920.00	560.00	1,075.00	975.00	1,285.00	-
Bataan	1,020.00	525.00	1,050.00	887.50	1,325.00	-
Bulacan	775.00	485.00	975.00	775.00	1,275.00	-
Nueva Ecija	940.00	505.00	965.00	770.00	1,240.00	-
Pampanga	845.00	510.00	985.00	820.00	1,202.50	-
Tarlac	865.00	455.00	975.00	740.00	1,115.00	-
Zambales	1,060.00	512.50	1,050.00	860.00	1,285.00	-

CURRENT PRICES OF 6 MAJOR GRADES FERTILIZER PER PROVINCES PER REGION

December 11-15, 2017						
FERTILIZER GRADES/ PRICE PER 50 KGS. BAG						
REGIONS/PROVINCE	UREA 46-0-0	AMMOSUL 21-0-0	COMPLETE 14-14-14	AMMOPHOS 16-20-0	MOP 0-0-60	DAP 18-46-0
REGION IV	1,021.89	598.33	1,134.78	989.56	1,388.00	-
Batangas	992.00	536.00	1,165.00	1,066.00	1,390.00	-
Cavite	990.00	575.00	1,230.00	1,125.00	1,500.00	-
Laguna	1,178.00	642.00	1,071.00	951.00	1,406.00	-
Marinduque	1,099.00	638.00	1,195.00	1,118.00	1,800.00	-
Occ. Mindoro	912.00	561.00	1,069.00	888.00	1,302.00	-
Oriental Mindoro	975.00	570.00	1,067.00	901.00	1,320.00	-
Palawan	1,032.00	668.00	1,148.00	961.00	1,178.00	-
Quezon	1,053.00	600.00	1,136.00	946.00	1,296.00	-
Romblon	966.00	595.00	1,132.00	950.00	1,300.00	-
REGION V	979.21	608.83	1,106.83	970.67	1,340.92	1,700.00
Albay	920.00	585.00	1,049.00	900.00	1,246.00	-
Camarines Norte	970.00	615.00	1,060.00	950.00	1,260.00	-
Camarines Sur	970.25	563.00	1,062.00	894.00	1,234.50	1,700.00
Catanduanes	1,100.00	730.00	1,300.00	1,280.00	1,675.00	-
Masbate	965.00	550.00	1,080.00	890.00	1,300.00	-
Sorsogon	950.00	610.00	1,090.00	910.00	1,330.00	-
REGION VI	880.83	508.17	1,012.50	800.00	1,005.25	1,341.67
Iloilo	875.00	520.00	985.00	800.00	1,060.00	1,335.00
Neg. Occidental	885.00	425.00	990.00	760.00	915.00	1,305.00
Guimaras	980.00	580.00	1,170.00	875.00	-	-
Capiz	820.00	500.00	960.00	770.00	-	-
Antique	905.00	514.00	990.00	795.00	1,016.00	1,385.00
Aklan	820.00	510.00	980.00	800.00	1,030.00	-

CURRENT PRICES OF 6 MAJOR GRADES FERTILIZER PER PROVINCES PER REGION

December 11-15, 2017						
FERTILIZER GRADES/ PRICE PER 50 KGS. BAG						
REGIONS/PROVINCE	UREA 46-0-0	AMMOSUL 21-0-0	COMPLETE 14-14-14	AMMOPHOS 16-20-0	MOP 0-0-60	DAP 18-46-0
REGION VII	925.00	647.00	1,100.00	990.75	1,165.00	1,521.25
Cebu	989.00	568.00	1,117.00	1,000.00	1,220.00	1,550.00
Negros	910.00	560.00	1,110.00	880.00	1,080.00	1,350.00
Siquijor	905.00	760.00	1,120.00	1,110.00	1,160.00	1,420.00
Bohol	896.00	700.00	1,053.00	973.00	1,200.00	1,765.00
REGION VIII	1,143.33	671.67	1,255.83	1,061.67	1,225.00	1,430.00
Eastern Samar	1,185.00	-	1,300.00	-	-	-
Northern Samar	1,225.00	-	1,320.00	-	-	-
Western Samar	1,185.00	690.00	1,260.00	-	-	-
Leyte	985.00	645.00	1,170.00	975.00	1,150.00	1,430.00
Southern Leyte	1,200.00	680.00	1,250.00	1,210.00	1,300.00	-
Biliran	1,080.00	-	1,235.00	1,000.00	-	-
REGION IX	996.27	575.31	1,121.67	904.50	1,142.81	1,410.00
Zamboanga del Sur	940.00	550.00	1,050.00	860.00	1,060.00	1,440.00
Zamboanga Sibugay	958.00	591.25	1,105.00	918.00	1,191.25	-
Zamboanga del Norte	950.00	530.00	1,050.00	890.00	1,150.00	1,350.00
Zamboanga City	1,060.00	630.00	1,160.00	950.00	1,170.00	1,440.00
Basilan	1,073.35	-	1,243.35	-	-	-
REGION X	908.33	510.83	1,059.17	877.50	1,072.50	1,420.00
Bukidnon	825.00	500.00	1,015.00	850.00	1,000.00	1,340.00
Misamis Oriental	885.00	485.00	1,035.00	860.00	1,025.00	1,360.00
Cagayan de Oro City	875.00	450.00	980.00	825.00	970.00	1,350.00
Lanao del Norte	975.00	545.00	1,100.00	950.00	1,065.00	-
Misamis Occidental	965.00	560.00	1,100.00	885.00	1,200.00	1,500.00
Camiguin Province	925.00	525.00	1,125.00	895.00	1,175.00	1,550.00

CURRENT PRICES OF 6 MAJOR GRADES FERTILIZER PER PROVINCES PER REGION

December 11-15, 2017						
FERTILIZER GRADES/ PRICE PER 50 KGS. BAG						
REGIONS/PROVINCE	UREA 46-0-0	AMMOSUL 21-0-0	COMPLETE 14-14-14	AMMOPHOS 16-20-0	MOP 0-0-60	DAP 18-46-0
REGION XI	849.20	492.60	982.40	802.60	947.60	1,307.80
Davao City	766.00	451.00	974.00	788.00	895.00	1,284.00
Davao del Norte	857.00	473.00	976.00	797.00	957.00	1,247.00
Davao del Sur	870.00	480.00	950.00	770.00	935.00	1,330.00
Davao Oriental	830.00	546.00	1,010.00	829.00	975.00	1,350.00
Compostela Valley	923.00	513.00	1,002.00	829.00	976.00	1,328.00
REGION XII	879.18	513.01	994.87	828.58	952.66	1,389.38
North Cotabato	916.60	531.60	1,006.60	833.30	968.30	1,372.50
South Cotabato	800.00	499.00	988.00	831.00	934.00	1,330.00
Sultan Kudarat	890.00	500.00	990.00	800.00	920.00	1,355.00
Sarangani Province	910.10	521.43	1,012.14	850.00	988.33	1,500.00
CARAGA	855.75	504.75	1,027.75	871.50	1,029.00	-
Agusan Del Norte	853.00	503.00	1,027.00	870.00	1,027.00	-
Agusan Del Sur	860.00	508.00	1,030.00	872.00	1,031.00	-
Surigao del Norte	854.00	502.00	1,026.00	871.00	1,028.00	-
Surigao del Sur	856.00	506.00	1,028.00	873.00	1,030.00	-
ARMM	1,170.00	-	1,303.35	-	-	-

Prepared by:

Noted by:


GABRIEL B. ATOLE
 Agriculturist II, FOCU

WILFREDO C. ROLDAN
 Executive Director