



FERTILIZER AND PESTICIDE AUTHORITY

ANNUAL REPORT

2018



ISO 9001: 2015



2018

ANNUAL REPORT

ANNUAL REPORT 2018

Copyright 2018 by the Fertilizer and Pesticide Authority (FPA)
FPA Bldg., BAI Cmpd., Visayas Ave., Quezon City

Wilfredo C. Roldan | Digna M. De Leon

Advisers

Errol Ramos

Content Editor

Ivan P. Layag | Jonsie Del Rosario-Baysa | Mirasol Bacarisas

Writers

Jonsie Del Rosario-Baysa | Aleni Peach Gonzales | Julie Anne Paderes

Circulation

Ivan P. Layag


Design and Layout

Ivan P. Layag | Mark John Gandecilla

Photography

**Central Office Divisions | Regional
and Provincial Field Units**

Photo and Data Contributors



ABOUT THE COVER

FPA remains steadfast in ensuring agricultural productivity in the country by safeguarding the efficacy and efficiency of fertilizer and pesticide products prior to making them available in the market. This critical function cannot be fully exercised when chemical ingredients of f/p products will not be subjected to laboratory analysis. FPA would like to highlight first this integral function of the Agency before presenting what it accomplished for the year, thus this cover.

CONTENTS



VI Vision and Mandate



VII Message from the Executive Director



VIII FPA 2018 in Figures

Accomplishment Highlights



2 Fertilizer Regulations



4 Pesticide Regulations



6 Field Operations, Enforcement and Monitoring



9 Quality Control and Laboratory Services



11 Trainings, Public Information and Accreditation of Handlers



14 Planning Activities



17 Stakeholder Linkaging and Partnership



18 Institutional Capacity and Good Governance



20 DA Sec. Pinol graces FPA's 41st Anniv.



21 Strengthening Manpower Capacity



26 Policy Issuances and Other Developments

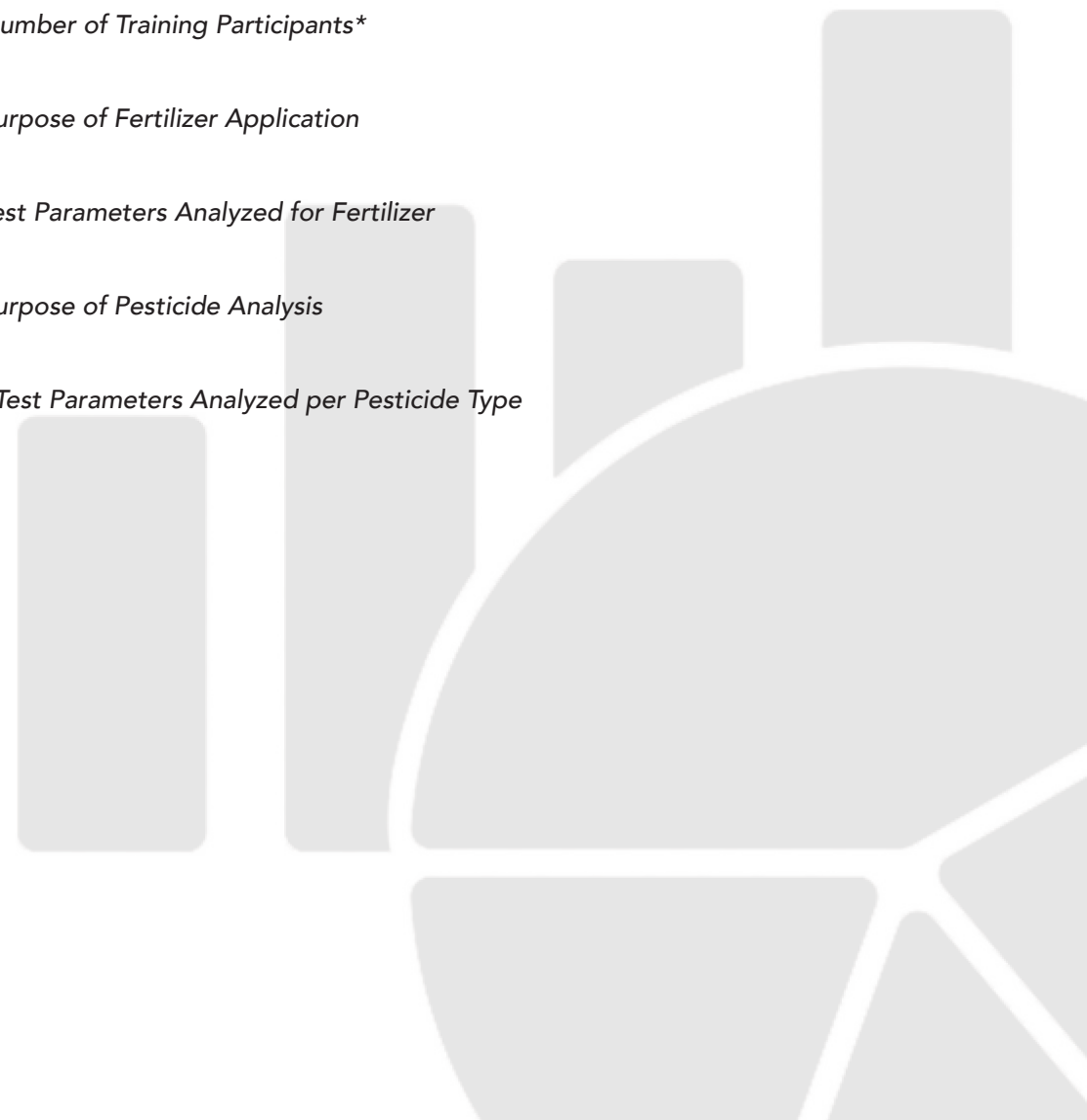


30 Financial Highlights

Annexes

- | | |
|-------------------------------------------------------------------------------------|-----------------------------------------------------------|
| 30 Frontline Services | 42 Employees & Officials 2018:
Photo Snapshots |
| 31 Organizational Structure | 55 Directory of FPA Officials (Central Office) |
| 32 Average Retail Prices of Six
Major Fertilizer Types for
2000-2017 | 56 Directory of Regional
and Provincial Offices |
| 35 Retail Prices of Selected
Pesticide Brands for last
Quarter of 2018 | |

LIST OF FIGURES

- 3** **FIGURE 1:** *Registration of Fertilizer Products*
- 4** **FIGURE 2:** *Permits and Licenses Issued*
- 5** **FIGURE 3:** *Registration of Active Ingredients*
- 5** **FIGURE 4:** *Registration of Formulated Products*
- 8** **FIGURE 5:** *Trainings Coordinated/Facilitated by FPA in partnership with Training Associations*
- 8** **FIGURE 6:** *Number of Training Participants**
- 9** **FIGURE 7:** *Purpose of Fertilizer Application*
- 9** **FIGURE 8:** *Test Parameters Analyzed for Fertilizer*
- 10** **FIGURE 9:** *Purpose of Pesticide Analysis*
- 10** **FIGURE 10:** *Test Parameters Analyzed per Pesticide Type*
- 

LIST OF TABLES

- 3** **TABLE 1.** *Fertilizer Importation by Volume 2017-2018 (in metric tons)*
- 4** **TABLE 2.** *Registration of Pesticide Products*
- 5** **TABLE 3.** *2018 Pesticide Importations by Volume (in metric tons)*
- 7** **TABLE 4.** *Licensing and Registration Activities of the Field Units*
- 7** **TABLE 5.** *Monitoring and Enforcement Activities in the Field Offices*
- 10** **TABLE 6.** *Total Number of f/p Test Parameters Analyzed*
- 11** **TABLE 7.** *Accreditation of Handlers*
- 11** **TABLE 8.** *Informational Materials Distributed 2018*
- 21** **TABLE 9.** *Newly appointed FPA employees for FY 2018*
- 29** **TABLE 10.** *Fund allotment and obligation for 2018*

Vision

Improved quality of life for all Filipinos through increased farm incomes, productivity and food production using safe and appropriate fertilizer and pesticide inputs.

Mandate

Assure the agricultural sector of adequate supplies of fertilizer and pesticide at reasonable prices, rationalizing the manufacture and marketing of fertilizer, protecting the public from the risks inherent in the use of pesticides, and educating the agricultural sector in the use of these inputs.

Strategic Thrusts

- Fertilizer and Pesticide Regulation
- Education/Product Stewardship
- Harmonizing with International Standards on Labeling
- Good Governance

Message from the Executive Director

Malasakit, Pagbabago at Patuloy na Pag-unlad

- - serve as development thrusts of the Philippine Development Plan 2017-2022 envisioned to usher in a new Philippines with a government that is people-centered, efficient and clean. It is on these thrusts that we, at the Fertilizer and Pesticide Authority (FPA), have always anchored our actions and programs.

This is the reason why in 2018, we have prioritized investing in good governance programs because only in this way will malasakit and pagbabago be truly felt by the public. So far this year, we have equipped our agency with adequate information technology facilities, trained our personnel, provided vehicles to field officers for faster mobility, and improved our systems and procedures to ensure the prompt delivery of public services. Lastly, our stakeholders have also been empowered to engage our agency in whatever platform. For after all, as a technical regulatory agency mandated to assure the public of safe and adequate supply of fertilizer and pesticide at reasonable prices, we want to establish a faster and more transparent frontline services.

It must be noted that the passage of the Ease of Doing Business and Efficient Government Service Delivery Act (RA 11032) set into motion a comprehensive review of FPA's systems and procedures which later on became the bases of our Revised Citizen's Charter 2019. We have significantly reduced the processing time and requirements for registration of fertilizer and pesticide products, licensing of establishments and accreditation of handlers. We have also expanded to the countryside the number of recognized laboratories to cater to the increasing volume of fertilizer and pesticide samples for laboratory analysis.

But most of all, FPA has achieved an ISO 9001:2015 Certification status in the provision of services for the issuance of licenses, registrations and permits on fertilizer, after 40 years of its existence. I am confident that the Fertilizer Regulations Division (FRD), having established a quality management system which is compliant with international standards of service, will continually improve its processes to maintain the ISO certification.



Meanwhile, the agency became aggressive in hiring new personnel. By the end of 2018, FPA is now present in 15 regions and 75 provinces. This gave us the advantage of intensifying our monitoring activities and heightening our information and education campaigns to reach more stakeholders including the farmers.

Deepening FPA's partnership with stakeholders has also been emphasized. I can certainly say that this year, we have further nurtured our collaboration with the industry, academe, experts, and farmers' associations as well. In fact, we have been collaborating with our stakeholders in the revision of the Bluebook, stewardship program, and proper disposal of empty pesticide containers. Through consultations, FPA has also successfully implemented the banning of Fipronil in banana. Likewise, pesticide spraying using remotely piloted aircraft system or drones shall now be subject to FPA's safety procedures and control.

This year, FPA was brought back to the fold of the Department of Agriculture after four years of being under the Office of the President. And yet, even with this transition, the challenges FPA faces still continue. Rest assured that as we gear toward another year for FPA, we shall not rest on our laurels. We will continue to work hard and serve the public, especially the marginalized. For after all, this is what malasakit and pagbabago are all about.

WILFREDO C. ROLDAN

Executive Director

FPA 2018

in figures

FERTILIZER PRODUCT REGISTRATION



1,269

product
registration
certificates
issued

4,395

permits and
licenses
issued

2,435, 515.97

metric tons of fertilizer
imports recorded

PESTICIDE PRODUCT REGISTRATION



1,842

product
registration
certificates
issued


6,386

permits,
certification
and licenses
issued

6, 278, 695

metric tons of pesticide
imports recorded

FIELD OPERATIONS, ENFORCEMENT AND MONITORING



3,497

licenses issued
by the field
units


632

registration of
fertilizer and
pesticide
warehouses
recorded

72, 065

establishments and
fertilizer and pesticide
products monitored/
inspected in the field

TRAININGS, PUBLIC INFORMATION AND ACCREDITATION OF HANDLERS



99

trainings and symposia facilitated/coordinated

3,164

participants attended the trainings on safe and judicious use of fertilizers and pesticides, ASD, Accredited Responsible Care Officers, Certified Pesticide Applicators, Researchers and other trainings

3,246

handlers accredited and issued with accreditation cards



2,879

ASD manuals reproduced and distributed

6,190

information materials produced and distributed

105,153

accumulated website visitors

LABORATORY SERVICES



1,190

fertilizer samples received & analyzed

249

pesticide samples received & analyzed

3

private laboratories recognized



■ ■ ■ ■

HIGHLIGHTS OF ACCOMPLISHMENTS

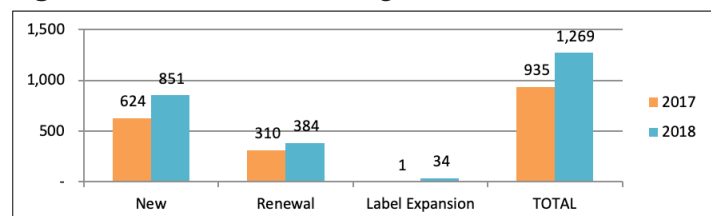


FERTILIZER REGULATIONS

In ensuring that fertilizer products, raw materials and ingredients would significantly promote increased agricultural production and farm incomes, FPA employs mechanisms to prevent the proliferation of ineffective fertilizer products in the market.

For the period, FRD issued 1,269 product registration certificates which is 36% higher than last year's 935 issuances. It is composed of 851 issuances for fertilizer product registrations, 384 product application renewals, and 34 product label expansions. [refer to figure 1].

Figure 1: Fertilizer Product Registration



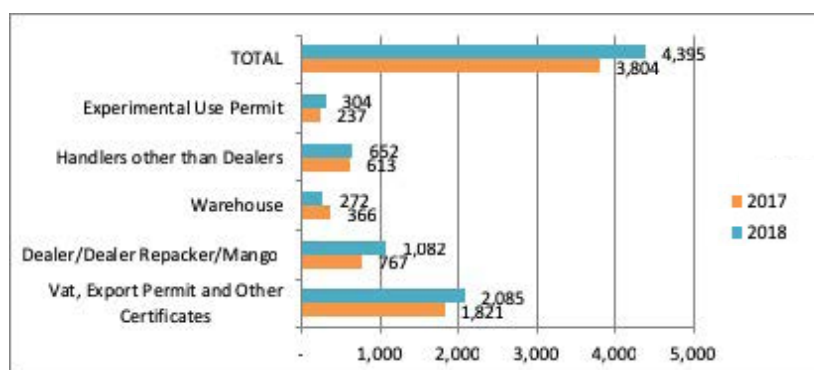
The Fertilizer Regulations Division (FRD) consistently conducts regulatory activities and works closely with fertilizer product importers, distributors, exporters, manufacturers, bulk blenders, and processors for them to consciously abide with the registration of commercially processed fertilizers, both locally produced or exported, as mandated by Presidential Decree 1144.

Further, with the continued production of new grades, brands and type of locally produced and imported fertilizers, to take advantage of the increasing market demand, a wide range of products for selection are provided.





FIGURE 2: Permits and Licenses Issued



In addition, 4,395 permits and licenses have been issued, a 16% increase from last year. There are 2,085 issued permits/certifications for VAT, Exports and other fertilizer product certifications, 1,082 licenses issued for dealer/dealer repacker/Mango Contractors, 652 licenses for handlers other than dealers, 272 warehouse permits, and 304 experimental use permits. The permits and licenses issued to dealer/dealer-repacker/mango contractor increased by 41%, the highest increase ever recorded in the issuance of permits and licenses. [see Figure 2].

There was a 3.6% decrease in the volume of fertilizer imports from 2,435,515.97 metric tons last year to 2,348,149.32 metric tons this year.

For 2018, Urea, both Prilled or Granular, remained to be the most highly sought fertilizer grade at 953,871.73 metric tons, followed by 21-0-0 and 14-14-14 at 552,871.09 and 224,949 metric tons, respectively. These kind of fertilizers are commonly used for rice and corn which are both considered to be the most viable agricultural crops raised by farmers due to their market demand and socio-economic importance.

TABLE 1. Fertilizer Importation by Volume 2017-2018 (in metric tons)

GRADES	2017	2018
Urea 46-0-0	985,917.27	953,871.73
Prilled	431,729.80	427,754.94
Granular	554,187.47	526,116.79
21-0-0	554,352.40	552,871.09
25-0-0	27,261.20	42,468.28
16-20-0	240,165.62	221,034.95
18-46-0	133,500.00	111,692.60
14-14-14	231,948.49	224,949.00
15-15-15	19,077.65	432.00
16-16-16	14,665.89	10,992.28
MOP 0-0-60	203,809.57	213,554.86
Calcium Nitrate	18,371.89	7,755.53
Calcium Ammonium Nitrate	5,725.00	7,594.00
Potassium Nitrate	721.00	933.00
TOTAL	2,435,515.97	2,348,149.32

Source: FRD



PESTICIDE REGULATIONS

Farmers depend on the use of various pesticides to protect their crops from plant diseases, pest infestation, rodent attacks and others. FPA ensures crop protection by implementing regulatory activities on the importation, manufacture, formulation, distribution, delivery, sale and transport of pesticide products.

While FPA recognizes the need to lessen the detrimental effects of pesticides to health and environment, it likewise engages industry stakeholders to proactively implement measures that will promote the safe and judicious use of pesticides among end-users.

Industry stakeholders are mandated to include in their product stewardship programs information on the proper use of pesticides, first aid procedures in case of emergencies, and warning signs on the hazardous chemical contents of their products.

For this period, FPA released 1,842 product registration certificates which is 1% higher than last year. It was composed of 907 new product registrations, 892 renewals and 43 label expansions [refer to Table 2].

TABLE 2. Registration of Pesticide Products

		2017	2018	% Inc/Dec
New	Product	453	453	-
	Active Ingredient	313	454	45
	Total	766	907	18
Renewal	Product	520	457	(12)
	Active Ingredient	519	435	(16)
	Total	1039	892	(14)
Label Expansion		19	43	126
TOTAL		1,824	1,842	1

Source: PRD



On the other hand, the renewal of active ingredients registration decreased by 16% while its new registration increased by 45%. A total of 889 registration of active ingredients have been recorded for the year [see Figure 3].

Further, there was a 12% decrease in the renewal of formulated pesticide products particularly on product renewal from the 520 record last year to 457 this year [see Figure 4].



FIGURE 3. Registration of Active Ingredients

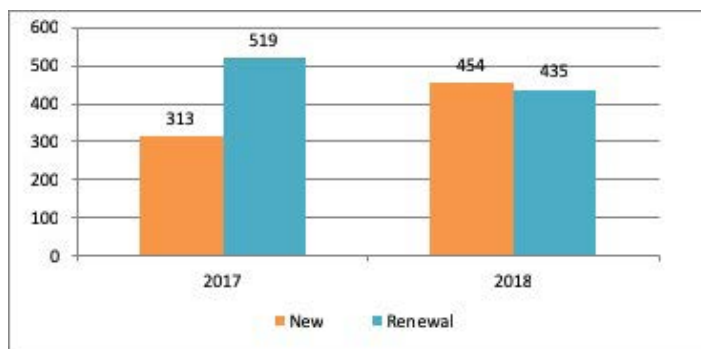
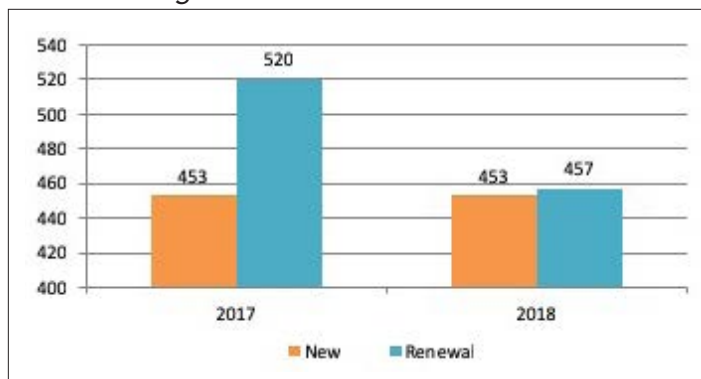


FIGURE 4. Registration of Formulated Products



Meanwhile, the country imported 6, 278. 695 metric tons worth USD 25, 808, 054 of technical pesticides and 177, 385. 168 metric tons worth USD 318,077,854.40 of formulated pesticides for the period. Herbicides contributed the highest volume in the said importation at 133, 045. 802 metric tons due to its high demand of application among the farmers. It is followed by insecticides at 16, 767. 407 metric tons and fungicides at 15,719.259 metric tons. The least pesticide imports include fumigants, rodenticides and acaricides. FPA partners with the Bureau of Customs (BOC) in regulating the export and import of fertilizer and pesticide products.

TABLE 3. 2018 Pesticide Importations by Volume (in metric tons)

	Technical	Formulated
Fungicides	114.765	15,719.259
Insecticides	1,434.405	16,767.407
Herbicides	4,612.985	133,045.802
Molluscicides	116.100	1,063.857
Fumigants	-	151.336
Rodenticides	-	98.000
Nematicides	-	534.900
Acaricides	-	.400
Other Chemicals	.440	10,004.207
TOTAL	6,278.695	177,385.168

Source: PRD

A photograph of two men standing in a lush green rice field. The man on the left is wearing a grey t-shirt and light-colored pants, looking towards the right. The man on the right is wearing a tan jacket and blue jeans, holding a white sheet of paper and looking down at it. In the background, several tall palm trees are visible against a cloudy sky. A small red marker with the letter 'T' is visible in the field. A solid blue rectangle is positioned to the right of the main title.

FIELD OPERATIONS, ENFORCEMENT AND MONITORING

The Field Units (FUs) serve as frontliners in enforcing and implementing the Agency's mandate at the local level. They directly conduct coordination and monitoring activities with FPA's stakeholders and earn their trust for partnerships towards a strengthened campaign on the safe and judicious use of fertilizer and pesticide products.

Specifically, the FUs implement the following activities: renewal of licenses of fertilizer and pesticide handlers; registration and monitoring of F/P Warehouses; establishment and product monitoring and inspection; enforcement; education and training; and, dialogue with stakeholders.

There was an increase of 84% in the number of licenses issued by the FUs for fertilizer and pesticide handlers, from 3,497 this year compared to 1,901 in 2017. An increase of 30% in the registration of fertilizer and pesticide warehouses have been recorded from 632 this year compared to 485 in 2017. This notable increase is attributed to the issuance of MC 10 series of 2018 delegating to the FPA Regional/ Provincial Offices the processing of new and renewal applications of license; collection of fees based on existing DA Administrative Order No. 13; and issuance of license to operate for contractors of mango flower induction, area distributors, dealer-repackers and warehouse registration for fertilizer, agricultural pesticide, or both fertilizer and agricultural pesticides [see Table 4]

TABLE 4. Licensing Activities of the Field Units

	2017	2018	% Inc/Dec
Licensing of F/P Handlers	1,901	3,497	84
Registration of F/P Warehouses	485	632	30
Endorsements to CO	2,818	2,337	(17)
TOTAL	5,204	2,132	24

Source: Accomplishment Reports for 2017, 2018, PMID

Table 5. Monitoring and Enforcement Activities in the Field Offices

	2017		2018	
	Accomplishment	Enforcement Activities	Accomplishment	Enforcement Activities
No. of visits to establishments	17,468	484 Notice of violations and 194 SUMS issued	23,023	667 Notice of violations and 66 SUMS issued
No. of products inspected during visits	4, 825		49,042	

****The increased accomplishment is attributed to a corresponding increase in the minimum number of products to be monitored per provincial offices in view of the transport vehicles provided and hiring of additional provincial officers.**

Source: Accomplishment Reports for 2017, 2018, PMID



With the intensified monitoring of establishments and products, the number of visits to establishments increased by 32%. On the other hand, f/p products inspected during visits also increased extensively by 916%. This eventually resulted in the issuance of 667 notices of violations and 66 SUMS all over the country [see Table 5].

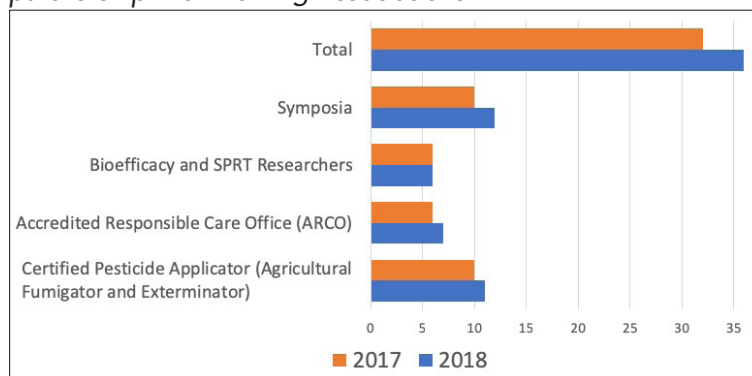




For the period, FPA has facilitated and coordinated the following activities in partnership with training associations: 12 Symposia, 11 Certified Pesticide Applicators (CPA), seven Accredited Responsible Care Officers (ARCO) and six Bioefficacy and SPRT Researchers. [see Figure 5].

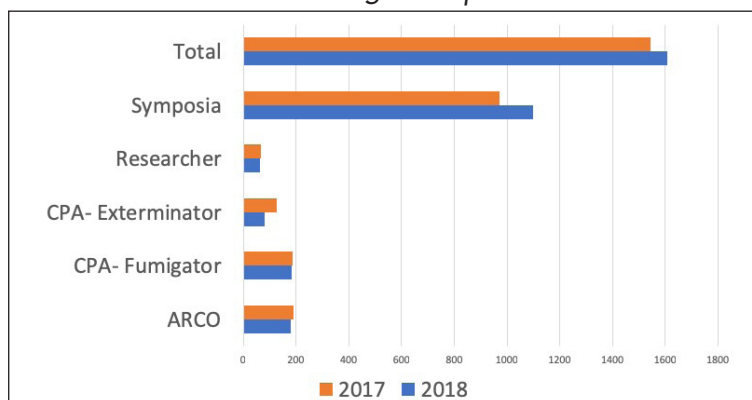
These trainings corresponded to the following number of training participants who seek for accreditation as fertilizer and pesticide dealers: 1,099 Symposia, 192 ARCO, 187 CPA-Fumigator, 126 CPA- Exterminator and 67 Researchers. There are 1,607 training participants for 2018 compared to 1,545 last year [see Figure 6].

FIGURE 5: Trainings Coordinated/Facilitated by FPA in partnership with Training Associations



Source: PMID

FIGURE 6: Number of Training Participants



Source: PMID

*These were the participants who were issued by PMID with certificates of attendance



QUALITY CONTROL AND LABORATORY SERVICES

LSD continues to provide testing services on various fertilizer and pesticide products to support product registration and quality monitoring functions of the Authority, ensuring that all agricultural inputs are safe and within the quality standard set by the government.

This year, FPA received and analyzed 1,190 fertilizer samples, of which, 712 were for product registration while 318 were for quality monitoring. FPA also analyzed 160 fertilizer samples for research and other purposes. Compared with last year's figures, there was a 20% increase in the volume of samples analyzed. In total, LSD was able to analyze a total of 3,226 fertilizer test parameters in 2018 [see table 6].

FIGURE 7. Purpose of Fertilizer Analysis

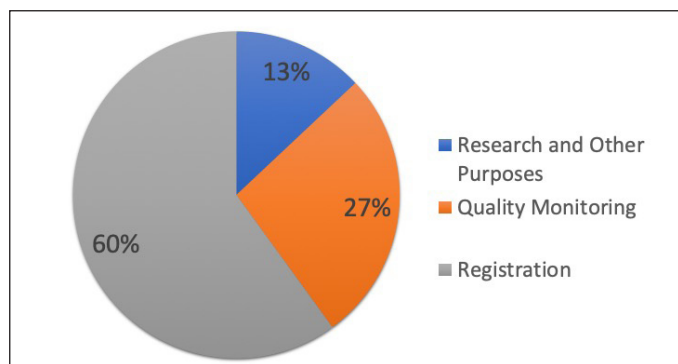
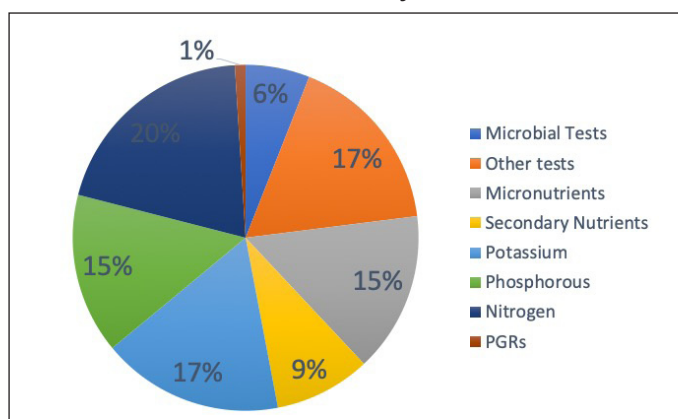


FIGURE 8. Test Parameters Analyzed for Fertilizer





In terms of pesticide analysis, 249 pesticide samples were analyzed wherein 208 were for product registration, 28 for quality monitoring, and 13 for research and other purposes. This amounts to a nine percent increase from last year's record.

In instances when LSD is unable to accommodate and perform sample analysis due to volume or transportation issues on samples, the public can go to FPA recognized laboratories which also performs testing services. As of 2018, the following laboratories are recognized:

- SGS Philippines Incorporated
- Jefcor Laboratories, Inc.
- Sentrotek Corporation (Sentrosa Pagsusuri, Pagsasanay at Pangangasiwang Pang-Agham at Teknolohiya Corp.)
- Regional Soils Laboratory – Department of Agriculture Regional Office X



Figure 9. Purpose of Pesticide Analysis

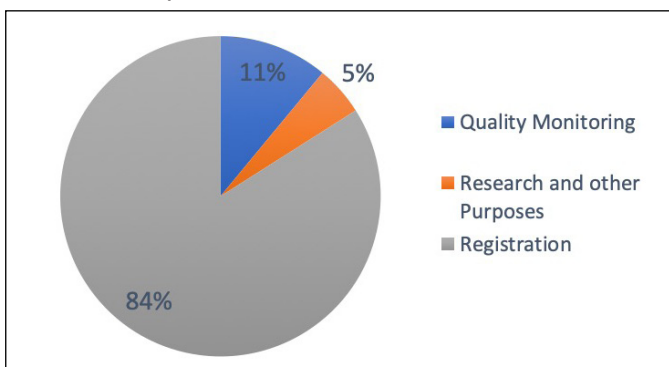


Figure 10. Test Parameters Analyzed per Pesticide Type

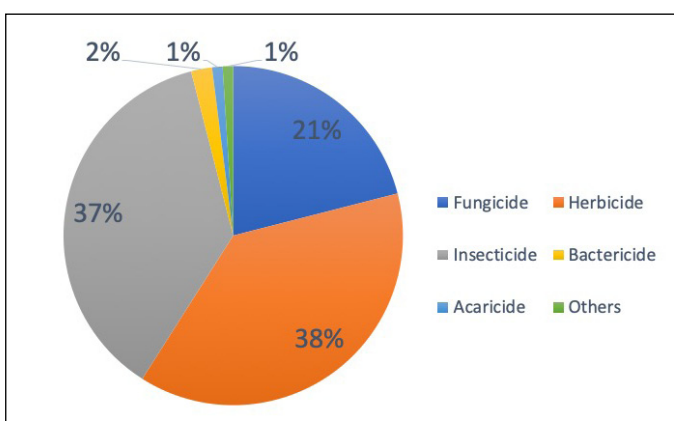


TABLE 6. Total Number of f/p Test Parameters Analyzed

Sample	2017	2018
Fertilizer	914	1,190
Pesticide	228	249
Total	1,142	1,439



TRAININGS, PUBLIC INFORMATION, AND ACCREDITATION OF HANDLERS

ASD TRAININGS AND ACCREDITATION

A total of 3,246 individuals have been issued with accreditation cards, signifying an eight percent increase from last year's figures. The largest increase comes from ARCO whose numbers increased by 29%. [see Table 7].

Eighteen examinations were administered in different parts of the country which is a prerequisite to applicant's accreditation and issuance of their licenses. Both the processing of the accreditation cards and the administration of examination are being handled by PMID's Management Unit.

Accredited Safety Dispenser (ASD) trainings are being conducted regularly by FPA's regional FUs while Accredited Responsible Care Officers (ARCO), Certified Pesticide Applicators (CPA), and Researchers. Trainings are in partnership with the following associations: The

TABLE 7. Accreditation of Handlers

	2017	2018
ARCO	202	261
ASD	2,064	2,217
CPA (Agricultural Exterminator)	265	267
CPA (Agricultural Fumigator)	295	318
Fertilizer Researchers	46	36
Pesticide Researchers	137	147
TOTAL	3,009	3,246

Philippine Association of Entomologists (PAE), Philippine Association of Certified Pesticide Applicators (PACPA), Pest Management Council of the Philippines (PMCP) Foundation Inc., (PMCPFI), and Philippine Association of Professional Fumigators, Inc. (PAPFI).

PUBLIC INFORMATION

Information, Education and Communication (IEC) materials aided the agency in enabling its clients become informed on the proper and safe use of fertilizers and pesticides. The Regional Field Units serve as the frontline distributors of produced IEC materials during their conduct of trainings and other venues.

2,879 ASD Manuals and 6,190 information materials such as the FPA Primer, PD 1144, Gabay sa Paggamit ng Abono at Pestisidyo, Banned and Restricted Pesticides have been reproduced and distributed.

To keep the FPA employees informed of the latest developments in the agricultural sector, the Agency releases weekly publication of the 'Newsbites'. The material contains all the monitored agricultural-related news and feature stories released by media partners. The four series of FPA Paalala are also reproduced and distributed to farmers to remind them on the use and application of FPA registered fertilizer and pesticide products and proper disposal of used pesticide containers.

Due to the implementation of Memorandum Circular No. 12 otherwise known as the "Provision of Trash Bins for Empty Pesticides Bottles and Containers in All Licensed FPA Establishments", stickers have



been distributed to dealers to be posted in the designated trash bins. This shall serve as a reminder to all users to properly dispose empty pesticide bottles after use.


In partnership with CropLife Philippines, a TV Commercial (TVC) entitled "Peke-peke" has been produced and published through online channels. It emphasizes the use of FPA registered products to avoid the negative effects of utilizing fake fertilizer and pesticide products.

In addition, a monthly Journal of Activities is prepared highlighting the various activities of the Agency, both in the Central Office and Regional Field Units. This is a joint effort of the Office of the Director (OED) and PMID's Information unit.

PMID's information section also facilitates the response and referrals of public inquiries and concerns regarding the Agency's services received through fpacentral77@gmail.com and the FPA Facebook page.

TABLE 8. Informational Materials Distributed 2018

	2017	2018
ASD Manuals	2,564	2,879
Komiks, FPA Primer, Gabay sa Paggamit ng Abono at Pestisidyo	4,565	6,190
TOTAL	7,129	9,069





PMID further enhanced its online presence through regular management of its Facebook and Twitter accounts and encourages the FUs to use the #fpajournal2018 so that their field activities could be monitored and shared to the main social media accounts of the Agency.

INFORMATION TECHNOLOGY AND DATABASE MANAGEMENT

The Information and Communications Technology (ICT) Unit continues to maintain these databases: the ARCO, CPA Fumigator and Exterminator Researcher, and ASD. Similarly, a database of weekly fertilizer and quarterly pesticide prices is maintained for easier assessment of market trends and easier data retrieval.

Moreover, a database on Fertilizer and Pesticide Registration Reference Numbers is also being maintained. Based on our database, there are 803 ARCO, 299 Pesticide Researchers, 90 Fertilizer Researchers, 414 CPA Fumigators and 795 CPA Exterminators with valid licenses as of December 2018.

Retail prices of selected fertilizer and pesticide products are being monitored by the operational units and regularly posted in the FPA website. Monitoring of fertilizer and pesticide prices are being conducted on a weekly basis and quarterly basis, respectively.

As of end of December 2018, the FPA website has accumulated 105, 153 visitors.





PLANNING ACTIVITIES

The Planning, Management, and Information Division (PMID) handles the planning and assessment activities of the agency. It annually implements three workshops namely: the **National Planning –Workshop, Mid-year Performance Assessment, and Year-end National Conference.**



NATIONAL PLANNING WORKSHOP
February 5-7, 2018

Regional Field Units and Central Office gathered for the National Planning Workshop for 2019 at the Grand Regal Hotel, Davao City on February 5-7, 2018. In his welcome message, Executive Director Wilfredo Roldan encouraged all the participants to imbibe the Agency's mandate and anchor each offices' performance to the FPA's thrusts. The activity aims to enable the Agency's offices set their target commitments with their proposed budgetary requirements for the year.

On his part, DED Eric Divinagracia reiterated the need for FPA to be more efficient and pro-active in delivering services to the public. In other words, FPA should deliver 'customer service guaranteed' service.

Meanwhile, the DPCRs of the Field Units were reviewed and revised accordingly in light of the new PREXC indicators and the revised Citizens Charter.

A run-down how the division and FUs spent their respective budgets was also discussed in detail. Considering the results of the discussion and the new guidelines in preparing the 2019 budget proposal, the participants were reminded to anchor their respective office's targets to the FPA thrusts and to achieve their 2018 targets.

As to the main activity objective, the offices have successfully presented their outputs consisting of their 2017 accomplishments, 2018 targets, and 2019 budget proposals and targets.

The activity was concluded through a trip to the Tagum Agricultural Development Corp. (TADECO) located at Barangay A.O. Floirendo, Panabo City, Davao del Norte. The participants observed the demonstration on the drone spraying in the company's banana plantation. A blending plant named Tierra Agri Technologies, Inc. (TATI) located at Ilang, Davao City was also visited where essential blenders for industry use are being mixed.

MID-YEAR PERFORMANCE ASSESSMENT

July 31- August 3, 2018

The performance of FPA for the first semester of 2018 has been assessed and the targetted activities for the next semester have been reviewed. The 4-day Midyear conference also consisted of seminars attended by the employees from the Central Office and FUs.

The Seminar on Data Privacy Act was discussed by Dorothy Cho of the National Data Privacy Commission (NPC). She emphasized the relevance of creating a data privacy implementation framework among government offices in order to efficiently protect and secure government and public data.

The seminar proceeded with the preparation of Privacy Manual which allowed the participants to determine the necessary steps in order to come up with FPA's version of data privacy in relation to its mandate and operations.

The National Archives of the Philippines talked about Basic Records and Archives Management with the following speakers: Cheryl B. Alvarez (Training Specialist II), Terence Michael A. Tablizo (Senior Records Management Analyst), Jose Domingo M. Barola (Records Management Analyst I), and Wilson A. Cabiles, Jr. (Archivist I).

Alvarez explained that the purpose of Republic Act 9470 is to strengthen the system of management and administration of archival records in the government. This is to ensure that all public records with archival value are properly stored and easily retrievable.

During the seminar, the maintenance of a good filing system, whether centralized or decentralized was emphasized. This will entail the efficient classification and arrangement of records in a systematic way. A first good step towards maintaining a good records system is for the agency to regularly conduct an inventory of all documents or records on hand.





YEAR-END PERFORMANCE ASSESSMENT

December 12-13, 2018.

“Change in the organization, change in the system and change within us”-- this was what Executive Director Roldan emphasized in his opening statement. This primarily set the tone for this year’s three day Year End Conference, held at the 4th Floor FPA Building, BAI Compound, Diliman, Quezon City.

The following were discussed and presented: RA 11032 otherwise known as the Ease of Doing Business and Efficient Government Service Delivery (EODB-EGSD), FPA Strategy MAP 2019-2022 and Citizen’s Charter in harmonization with the Ease on Doing Business (EODB), Food Safety Act of 2013 and Agriculture and Fisheries Modernization Program (AFMP), Anti-Red Tape Act, and in compliance with FPA mandate under PD 1144.

Various offices presented their outputs and were critiqued by Director Roldan and Deputy Executive Directors Eric Divinagracia and Antonio Cruz, Jr. FPA’s physical and financial performance as of October 31, 2018 and other important concerns/ updates had been highlighted.

Director Maria Luisa S. Agamata of the Civil Service Commission-Public Assistance and Information Office administered the briefing of Ease of Doing Business and Efficient Government Service Delivery (EODB). In the end, she advised the internal stakeholders to contribute in the country’s goal for a safe, affordable and adequate food for the 105 million Filipinos.

The workshop on the Revision of Strategy Map was facilitated by the Quality Management System Committee led by Deputy Executive Director Antonio Cruz, Jr. and Laboratory Services Division Chief Jerolet Sahagun. Regional and provincial officers were divided into eight groups to revise the Strategy Map.

Lastly, in compliance to Republic Act No. 9485 otherwise known as the “Anti-Red Tape Act of 2007”, the Review Committee for FPA Citizen’s Charter led by Deputy Executive Director Eric Divinagracia and Elizabeth Ramiro, conducted a workshop to revise FPA’s existing Citizens Charter in harmonization with the Ease on Doing Business (EODB), Food Safety Act of 2013 and the Agriculture and Fisheries Modernization Program (AFMP), the Anti-Red Tape Act, and PD 1144.



STAKEHOLDER LINKAGING AND PARTNERSHIP

FPA has been upholding the four-pillar paradigm which strongly knits the four pillars of the Philippine fertilizer and pesticide industry, namely the FPA, stakeholders, academe and the farmers.

To implement a policy toward productivity, understanding, modernization, and effective frontline services, these four pillars undertake partnership and cooperation.

In relation to this, the following activities have been implemented for the year:

A. The Fertilizer Policy Technical Advisory Committee or FPTAC held a meeting at the University of the Philippines-Los Banos to assess the latest fertilizer regulation issues and concerns and integrate these assessment to the revision of the Blue Book. The meeting was attended by Executive Director Wilson Roldan, Juliet Lansangan, Rowena Reyes, Maribel Querijero and Mark Kevin Salita. Representing the academe and experts on the other hand included Dr. D. Angeles, Dr. E. Paterno, Dr. Gina Villegas, and Dr. Roel Suralta.

B. The Fertilizer Regulations Division (FRD) initiated a discussion with the Fertilizer Industry Association Philippines (FIAP) on the most pressing issue of Heavy Metal Analysis in fertilizer products at the FPA Board Room.

C. One of FPA's general functions is to train handlers and the public on the safe and judicious use of pesticide and the dissemination of relevant information materials. As such, registrants are required to indicate proper handling and product usage in their stewardship program. This ensures worker's protection during their formulation, storage, transit, application, and disposal of pesticide products.

D. In fulfilling its commitment to protecting the public from the health and environmental hazards inherent in the use of fertilizer and pesticide products, the Agency continues to intensify its campaign on the proper waste management of f/p used containers, wrappers and bottles. Accordingly, used f/p containers that have not been properly disposed would cause contamination of water and land once their remaining chemical residue comes out. Thus, the FPA started the distribution of trash bins and sticker labels to distributors and dealers as a strategy to promote the responsible disposal of used pesticide containers.



INSTITUTIONAL CAPACITY AND GOOD GOVERNANCE

FPA is now ISO 9001: 2015 certified

As a testament to its continued commitment to improving its services, the Fertilizer and Pesticide Authority (FPA) has been awarded with an International Organization for Standardization (ISO) 9001:2015 Certification in the "Provision of services for the issuance of licenses, registrations and permits on fertilizer."

The ISO 9001:2015 is the latest version of the ISO 9001 standard which is widely-known and internationally accepted for quality management. ISO acknowledges organizations that are able to establish a quality management system and commit its continual improvement.

In particular, the Fertilizer Regulations Division (FRD) underwent series of consultations, preparation of ISO-aligned Quality Management System (QMS) documents and conduct of internal quality audits, risk-management training-workshops and management reviews enabling the Authority to pass the two stages of third party audits.

The audits focused on the major activities and processes, internal and external issues, stakeholders' needs and the actions taken to address the risks and opportunities in the Agency's regulation of fertilizer.

The ISO certificate was formally bestowed on the FPA Management Committee on December 13, 2018 by TÜV Rheinland Philippines Managing Director Tristan Arwen Loveres together with

the company's Customer Service Representative Jimalaya Quizon, which capped off the FPA's journey towards establishing a QMS that is compliant with international standards of service.

FPA Executive Director Wilfredo Roldan received the award together with Julieta Lansangan, Fertilizer Regulations Division Chief, at the FPA Auditorium BAI Compound, Quezon City. This was witnessed by Rowena Reyes, Maribel Querijero, and Marlo Deblois

The FPA management acknowledged FRD for bringing honor to the Agency and advised other offices of the FPA to emulate FRD's undertakings. FRD expressed that the recognition they attained further challenges them to perform better in their functions.

The Quality Management Committee was led by Deputy Executive Director Eric Divinagracia who served as the Chairman. The members include Elizabeth Ramiro, Jerolet Sahagun, Ma. Theresa Oliveros, Suzettie Alcaide, Julieta Lansangan, Errol John Ramos, Angelo Bugarin, Rowena Reyes, and Digna de Leon.

Meanwhile, the certification has a registry number of 01 100 1834794 which is valid from October 15, 2018 to October 14, 2021.



Compliance to FOI

FPA continues to become Freedom of Information (FOI) complaint in relation to the directive of the President under the Executive Order on Freedom of Information (EO No. 2 series of 2016) by making available to the public the Agency's version of People's Manual. In 2018, a total of 219 - FOI Related requests have been facilitated, four of which were referred to the Agency through the FOI portal of the Presidential Communications Operations Office (PCOO). The rest were coursed through the official email of FPA.



Amendment of the Citizen's Charter

FPA created its Citizen's Charter Review Committee which reviewed and updated the processes, and timelines in ensuring that the Agency employs good governance and is committed to public accountability. This is in compliance to RA 11032: An Act Promoting Ease of Doing Business and Efficient Delivery of Government Services, Amending for the Purpose of RA No. 9485, otherwise known as the Anti-Red Tape Act of 2007 and for other purposes (EODB_EGSD).





DA Sec. Piñol graces FPA's 41st anniversary, reach out activity to farmers in Batangas conducted

The Fertilizer and Pesticide Authority (FPA) achieved another milestone as it celebrated its 41st anniversary on May 30, 2018. Since its creation in 30 May 1977, the Authority recognizes its forebearers who have set the foundation that enabled the Authority to achieve the development it has today.

During the occasion, Secretary Emmanuel Piñol of the Department of Agriculture (DA) pointed out the critical contribution of the Agency in ensuring agricultural productivity and food sufficiency.



Sec. Piñol stressed that the eventual return of FPA under DA from the Office of the President, is an added responsibility and challenge for him yet it offers a promising opportunity in order for DA to achieve its mandate.

"The eventual return of FPA together with the National Food Authority (NFA) and Philippine Coconut Authority (PCA) to DA will further strengthen the department's capability to undertake its mission to provide available and affordable food for the Filipino people," he said.

He added that the Authority must conduct a review of its regulations covering the pricing of fertilizers and pesticides; and strengthen its campaign against the entry of dangerous and harmful chemicals used as pesticides in the country.

It was on September 17, 2018 that FPA was officially brought back to DA by virtue of EO No. 62 signed by President Rodrigo Duterte.

Meanwhile, on May 29, a kick-off activity of said anniversary was organized by spending a day with the children of farmers in a farming community located in Plaridel, Lipa City, Batangas. FPA employees were welcomed by Lourdes Silva, the City Agriculturist of Lipa City and Engr. Pablito Balantac, Provincial Agriculturist of Batangas.

An information drive on the safe use of fertilizers and pesticides was simultaneously conducted along with activities such as raffle draw of gifts, and distribution of meals and school supplies to the kids. Some of the Authority's partners in the industry and academe joined in the event.

Strengthening Manpower Capacity

The human resource section continues to hire competent and compassionate individuals who could deliver the Agency's mandate, continues to implement training programs for the employees' career development, and informs them of their compensation and benefits.

Newly Appointed Employees

With the dire need for additional manpower in order for the Agency to fully and easily deliver its mandate, the human resource section continues to hire individuals possessing the right skills and attitude. For this year, FPA has issued a total of 28 appointments: 17 were original appointments, four were transfer appointments, one lateral transfer, and six were promotions [refer to table 9 for the names of newly appointed employees].

TABLE 9. Newly appointed FPA employees for FY 2018

NAME	POSITION TITLE	OFFICE
Paulyne Kim Alfuate	Agriculturist II	RFU - 9
Rachelle Almoite	Administrative Assistant III	FAD/Acctg
Alma Apduhan	Administrative Officer V	FAD/Budget
John Rajah Anareta	Information Systems Analyst II	PMID
Mirasol Bacarisas	Planning Officer II	PMID

Jonsie Baysa	Administrative Officer IV	PMID
Edward Allen Calapatia	Agriculturist II	FOCU/NCR
Joseph Recto Canda	Agriculturist II	CARAGA
Junette Cano	Agriculturist II	RFU - 11
Nadia Mae Cajucom	Laboratory Technician III	LSD
Marlo Deblois	Senior Agriculturist	FRD
Alvin Domondon	Information Technology Officer I	PMID
Nancy Dumlaog	Administrative Assistant III	PRD
Aleni Peach Gonzales	Administrative Officer II	PMID
Genalyn Guardiano	Accountant	FAD/Acctg
Jerzon Lopez	Agriculturist II	RFU -3
Shanelle Napoles	Board Secretary	OED
Darwin Narvadez	Laboratory Technician III	LSD
John Mar Nosura	Agriculturist II	RFU- 8
Marc Samuel Molina	Agriculturist II	PRD
Anjaneth Palcutilo	Administrative Assistant III	OED
Elizabeth Perlado	Agriculturist II	FOCU/NCR
Wilbert Newton Pollisco	Senior Agriculturist	FOCU/NCR
Jessica Kay Puno	Chemist II	LSD
Rea Tasane	Administrative Assistant III	FRD
Claudette Mae Terciño	Agriculturist II	RFU - 8
Amelia Urquia	Administrative Officer III	FAD



Seminars and Workshops initiated

In order for the FPA employees to fully understand the rules and regulations governing actions to be taken on appointments and other human resource responsibilities, a seminar/workshop was facilitated by Director Hans R. Alcantara of the CSC – DA/DENR Field Office entitled, “2017 Omnibus Rules on Appointments and Other Human Resource Actions (ORAOHRA)” held at the Green Valley Hotel, Baguio City on March 22-23, 2018.

Dir. Alcantara discussed the seventeen rules of ORAOHRA such as General Policies on Appointments, Requirements for Regular Appointments, Specific Cases where additional documents are required, Procedures on the preparation of Appointments, Employment Status, Nature of Appointment and Other Human Resource Actions, Probationary Period, Effectivity and Submission of Appointments, Publication and posting of vacant positions, qualifications standards, Agency Merit Selection Plan and Human Resource Merit Promotion and Selection Board, Disapproval/Invalidation and Recall of Approval/Validation of Appointments, Prohibitions, Responsibility of the Human Resource Management Officer, Transitory Provisions, Repealing Clause, Separability Clause, and Effectivity of ORAOHRA.

He also addressed FPA’s concerns regarding promotion, recalling of appointment, and filling out of vacant positions.

Civil Service Commission, PRIME HRM Validation

The HR section finished the year strong after receiving a recognition from the Civil Service Commission (CSC) for implementing the Program on Institutionalizing Meritocracy and Excellence in Human Resource Management (PRIME-HRM). The latter aims to elevate public sector human resource management to a level of excellence through assessment, assistance, and awarding processes of Human Resource Management (HRM) Systems, Practices, and Competencies using HRM maturity level indicators that are at par with global HRM standards (Source: PRIME-HRM Guidebook).

A team from the CSC - NCR facilitated the PRIME-HRM validation on November 14, 2018. After their assessment, they verified that FPA was compliant to the Four Core HRM systems such as: Recruitment, Selection and Placement (RSP), Performance Management (PM), and Learning and Development (L&D), and Rewards and Recognition (R&R).

Further, they commended FPA’s HR processes as being attuned to the CSC requirements. Similarly, programs are performed and managed according to documented processes, and some these processes are proactively managed through the use of automated systems.

On December 20, 2018, the award has been officially given by CSC NCR Director Fe P. Lacaba to FAD Supervising Admin Officer Ma. Theresa Oliveros and HR Head Josephin Guntan at the DA-CSC Office.



Vital to providing better public service, FPA recognizes the need for professional development of its employees as they have been encouraged and allowed to participate in local and international trainings, seminars and conferences.

A. Local Conferences and Workshops

- Regulatory Policies On Controlled Substances (PDEA UPDATES) & Laboratory Safety and Chemical Emergency Preparedness (OSCH), Kaliraya, Quezon City, 23 January 2018
- Training Workshop on Risk Assessment of Biotech Products for BAI Regulators” Organized by the Department of Agriculture-Biotech and Bureau of Animal Industry, BAI Visayas Avenue, Quezon City, 22-26 February 2018
- Forty-hour (40h) Basic Pollution Control Officer Training Course, Ortigas Center, Pasig City, 13-16 March 2018.
- Training on the use of the Revised Agency Procurement Compliance and Performance Indicators (APCPI) System, Metro Manila, 22 March 2018
- Back to Basics: Understanding Microbes in Food, Taguig City, 3 May 2018

- 1st National Conference on Chemical Laboratories, Pasay City, 28-29 November 2018
- PAGBA 2nd Quarterly Seminar and Meeting, Baguio City, 2-5 May 2018
- 9th Basic Course on Regulatory Impact Analysis, 24-27 April 2018
- 21st PSSST Annual Meeting and Scientific Conference, Davao City, 2-4 May 2018
- Seminar on Results Based Monitoring and Evaluation (RBME) System, Quezon City, 21-25 May 2018
- Meeting/Workshop with Liquid Waste Management Cluster TWG on Water Pollution Reduction of Manila Bay, Tomas Morato, Quezon City, 11-12 July 2018
- Next Cities Annual Workshop: Workshop on Resource recovery from Wastewater, Dela Salle University, Manila, 20 August 2018
- Food Safety Program Workshop, Davao City, 3-7 September 2018
- Seminar Dialogue on the Regulation of GM Crops and Plant Incorporated Protectants, 3 October 2018
- Second Writeshop on Harmonization of Risk Assessment Forms Under Joint Department Circular No.1 S2016, Lipa City Batangas, 28-30 October 2018
- Training of Responders for the Implementation of Quick Response and Alert



mobile Application System for Agriculture and Fisheries, Project 6, Quezon City, 12-15 November 2018

- Seminar-Workshop on Principles of Biopesticides Regulation and Use, University of the Philippines, Los Baños, Laguna, 6-7 November 2018
- 2nd National Conference of Chemical Laboratories, Malate Manila, 28-29 November 2018
- 2-day PhilGEPS Buyers Training Phase I, 6-7 December 2018
- 2nd World Trade Organization Technical Barriers to Trade (WTO-TBT), Quest Hotel, Cebu City Nov. 27-29, 2018

Brisbane, Australia, 9-10 October 2018

- Trade Facilitation through Harmonization of Import Maximum Residue Limits for Pesticides *Phase 3* Development of Two Implementation Tools, Australia, 11-12 October 2018.
- Workshop on Knowledge Sharing and Innovative Partnership for Agri-Tech Industry 2018, Cheonan, South Korea, 1-2 November 2018
- 7th China Agrochemical and Crop Protection (CAC) Asia Summit, Bangkok, Thailand, 19 – 21 November 2018.

B. International Conferences and Workshops

- Trade Facilitation through Harmonization of Import Maximum Residue Limits for Pesticides *Phase 3* Development of Two Implementation Tools, Haikou, China, April 2018
- Training Workshop on Pesticide Quality Control for the Countries along the 'Belt and Road', Beijing & Hangzhou City, China, 24 June – 03 July 2018.
- Tripartite Review (TPR) and Project Management Committee (PMC) Meeting of Regional Network on Pesticides for Asia and the Pacific (RENPAF) and the Workshop on Effluent Control and Waste Disposal in Pesticide Industry, Bogor, Indonesia, 3-7 September 2018.
- Public Administration in Managing Global Mega Trends: People, Public Service, Institutions and Ethics, Bali, Indonesia, 16-20 September 2018.
- Trade Facilitative Approaches to Compliance with Pesticide Maximum Residue Limits,

FPA-organized seminars/workshops

- Workshop on the Revision of FPA CITIZEN'S CHARTER (in harmonization with EODB, Food Safety Act and Agriculture & Fisheries Modernization Plan (AFMP) on December 13, 2018
- Workshop on the Revision of FPA STRATEGY MAP (in harmonization with EODB, Food Safety Act and Agriculture & Fisheries Modernization Plan (AFMP) on December 12, 2018
- Briefing on RA 11032 - Ease of Doing Business and Efficient Government Service Delivery (EODB-EGSD) on December 12, 2018
- Seminar-Workshop on Records Disposition Administration held on October 18-19, 2018.
- Seminar-Workshop on Basic Records and Archives held in August 6-7, 2018.
- 2017 Omnibus Rules on Appointments and Other Human Resource Actions on March 22-23, 2018



POLICY ISSUANCES AND OTHER DEVELOPMENTS



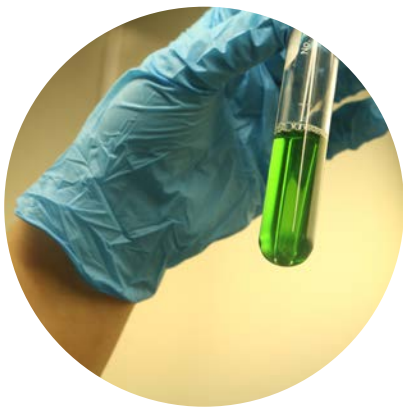
Memorandum Circular No. 11

FPA issued on March 16, 2018 MC No. 11 which aims to enhance the Agency's regulation and services on the issuance of license to operate as contractor of mango flower induction; area distributor, dealer-repacker and warehouse registration for fertilizer, agricultural pesticide, or both fertilizer and agricultural pesticides. The following activities have been delegated to the FPA Regional/Provincial Offices: processing of new and renewal applications of license; collection of fees based on existing DA Administrative Order No. 13; and issuance of license to operate for the said stakeholders in their respective region/province of coverage.



Memorandum Circular No. 20

On 13 July 2018, MC No. 20 series of 2018 otherwise known as the "General Information and Guideline on Product Registration of Bio-stimulants, Microbial Inoculants, Genetically Modified Organisms, and Decomposers" was issued. The issuance intends to classify a certain product under category number 7 in its content as indicated in the label by the manufacturer and the purpose of its final use. The product, which will be mixed with Inorganic Fertilizers, Specialty Fertilizers, Soil conditioner or be used as raw material, shall be classified under the old category for example: 4 (Soil Conditioner) or 6 (Raw materials) respectively.



Memorandum Circular No. 27

This issuance is in line with the provisions of Republic Act No. 10611 otherwise known as the "Food Safety Act of 2013" imposing a mandatory laboratory test analysis for heavy metals for all types of Fertilizers except for Biofertilizer/ Microbial Inoculants and Plant Growth Promoter. The test for heavy metals shall be conducted by FPA recognized laboratories and will adopt the standard limits set by the Food and Agriculture Organization (FAO), Bureau of Agriculture and Fishery Standards (BAFS) and by Tanzania, Uganda and East African Countries.



Memorandum Circular No. 28

This MC otherwise known as "Good Agricultural Practices for Remotely Piloted Aircraft System (RPAS) for Use as Spraying" was issued on October 30, 2018 to govern the spraying of f/p through the use of RPAS, otherwise known as drones, for agricultural purposes. In line with FPAs mandate to protect the public from the health and environmental hazards of f/p products, the application of drone sprayers will now be subject to necessary safety procedures. Drone pesticide sprayers have been introduced as a convenient way for precision application of fertilizers and pesticides to their target area.



Memorandum Circular No. 29

Due to the exceedance in the allowable Maximum Residue Limit (MRL) of banana exports that alarmed the Japan's Ministry of Health and Labor, MC No. 29 series of 2018 was issued to ban the use of Fipronil in banana.



Executive Order No. 62

President Rodrigo Duterte signed on September 17, 2018 EO No. 62 that brings back three agencies to the Department of Agriculture (DA) from the Office of the President (OP)– the National Food Authority (NFA), the Philippine Coconut Authority (PCA), and the Fertilizer and Pesticide Authority (FPA).



FPA conducts water quality monitoring and info campaign for Manila Bay rehab

In an effort to rehabilitate, restore and conserve the Manila Bay, FPA continues to fulfill its role in the program through analysis of waste water samples coming from fertilizer and pesticide manufacturing plants, and conduct of information dissemination activities.

The Manila Bay Rehabilitation Program started in 2011 which aims to improve the current condition of Manila Bay and make it more conducive for tourism and economic activities. It is being spearheaded by the Department of Environment and Natural Resources (DENR) and the Metro Manila Development Authority (MMDA).

For this year, the FPA through the efforts of FRD, focused on conducting relevant water quality monitoring activities and information dissemination campaign in the following areas in Laguna: Cavinti, Louisiana, Pili, Sta. Cruz, and Victoria.

The education campaigns conducted focused on the proper use and application of fertilizers in order to protect human health and environment.

For water quality monitoring, it involves the collection of water samples from the Manila Bay tributaries for the analysis of their chemical contents such as nitrate, phosphate, zinc, nickel, chromium, copper, lead and pH, all of which are found in fertilizer ingredients. Results of analysis will enable the Agency to recommend appropriate interventions to the program committee.





FPA advocates for gender sensitivity, joins annual Womens Month celebration

The Gender and Development Focals of the Authority continue to conduct activities for gender awareness and promote gender sensitivity in the workplace. This is in support to the annual celebration of Philippine Women's Month spearheaded by the Philippine Commission on Women (PCW) which recognizes the vital contribution of women in nation building and bringing optimism in many sectors.

The Authority kicked-off the activity through a simple ribbon cutting ceremony of the FPA Wonder Women Exhibit led by Executive Director Wilfredo Roldan and GAD-FPS Chair Maria Theresa Oliveros at the FPA Function Hall on March 1.

The exhibit showcased six women employees who have been with the agency for more than 35 years. They are Aida Ordas (40 years), Alisa Sibal (40 years), Bella Fe Carmona (40 years), Josephine Guntan (38 years), Leonora Japon, (38 years), Regina Lagance (37 years), and Aurea Cagayat (36 years).

GAD FPS prepared the Cine Juana, enabling FPA employees to reflect on the various social realities concerning women empowerment, gender sensitivity and equality, and the pushing of LGBTQ rights.

On March 8, FPA-GADFPS organized the Sebisyo para kay Juana to honor the hardworking women of FPA. The following services were offered during the event: free massage and blood pressure check-up, free makeover, free sugar level check up, free body analysis and free diet consultation. These were sponsored by Honorio Lopez Technical Institute, Mary Kay Philippines, BF Pharmaceuticals, Amway Philippines, and Healthsmart Wellness Center (Herbalife).

Finally, a seminar-workshop on Gender Sensitivity and Mainstreaming was also conducted on March 21. Frances Noelle G. Escalera, GAD Focal from the Benguet State University (BSU), served as the resource person, who discussed the importance of developing sensitivity in perceiving existing gender issues. She also explained existing laws, rules and regulations pertaining to gender and women's rights.





FINANCIAL HIGHLIGHTS

I. Budget Releases

The total budget releases for the year 2018 was P 170.3 million which is broken down as follows: P 127.1 million for Current Appropriations, P 7.3 million for Automatic Appropriations and P 35.9 million for Terminal Leave Benefits and other releases.

Moreover, the Personnel Services (PS) has been allocated with P 99.3 million while Maintenance and Other Operating Expenses (MOOE) and Capital Outlay (CO) have been allocated with P 48.6 million and P 22.4 million, respectively.

II. Fund Utilization

The agency has utilized 98% or P 166.8 million of its total budget. Personnel Services has a utilization rate of 99% while MOOE and CO have utilization rates of 100% and 91%, respectively.

TABLE 10. Fund allotment and obligation for 2018

PARTICULARS	2018 ALLOTMENT	2018 OBLIGATION
GASS	87,104	85,623
QCI	60,937	58,940
RL	22,282	22,282
GRAND TOTAL	170,323	166,845
PS	99,319	97,864
MOOE	48,622	48,621
CO	22,382	20,360

For the agency's various programs, projects and activities, the rate of fund utilization are as follows: General Administration and Support (GAS)- 98%; Operations (which includes quality control and inspection)- 97%; and Registration and Licensing- 100%.

III. Income Collections

The agency derives its income from the fees collected for fertilizer and pesticide product registrations, licensing of handlers, surcharges from late registrations, fines and penalties, processing of permits, accreditations, and certifications, and laboratory services.

For 2018, the agency was able to collect P 79.2 million, or 115% of its projected income of P 68.6 million.

Income collected was directly deposited to the Bureau of Treasury pursuant to existing accounting and auditing rules and regulations.

FPA's income for the year was augmented by the sale of Accredited Safety Dispenser (ASD) Manual amounting to P 0.44 million and rental of its facilities (convention hall and training room) amounting to P 0.05 million.

ANNEX A: FPA'S FRONTLINE SERVICES



Registration of
Fertilizer Product



Licensing of Fertilizer
Dealer/Repacker



Licensing of Fertilizer
Handler/Warehouse



Issuance of Fertilizer
Experimental Use
Permit



Issuance of License for
Mango Contractors



Issuance of VAT
Exemption Certificate



Facilitation of
Submission of Fertilizer
Sample for Confirmatory
Analysis



Agricultural Pesticide
Product Registration



Issuance of Pesticide
Experimental Use
Permit



Issuance of License for
Agricultural Pesticide
Handlers Other than
Dealers and Warehouse



Evaluation of Handlers
with Occupational Safety
and Health (OSH)
Requirements



Issuance of License for
Pesticide Dealers/
Outlets and Pest Control
Operators



Issuance of Import/
Export Permits and
Other Certification



Registration of
Plant-Incorporated
Protectant (PIP)/ Other
Pesticidal Substances



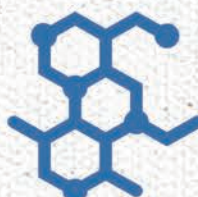
Analysis of
Fertilizer/Pesticide
Sample for Research and
Other Purposes



Facilitation of
Submission of Pesticide
Sample for
Confirmatory Analysis



Accreditation of Fertilizer &
Pesticide Researcher, Safety
Dispenser, Responsible Care
Office and Agricultural
Fumigator & Exterminator



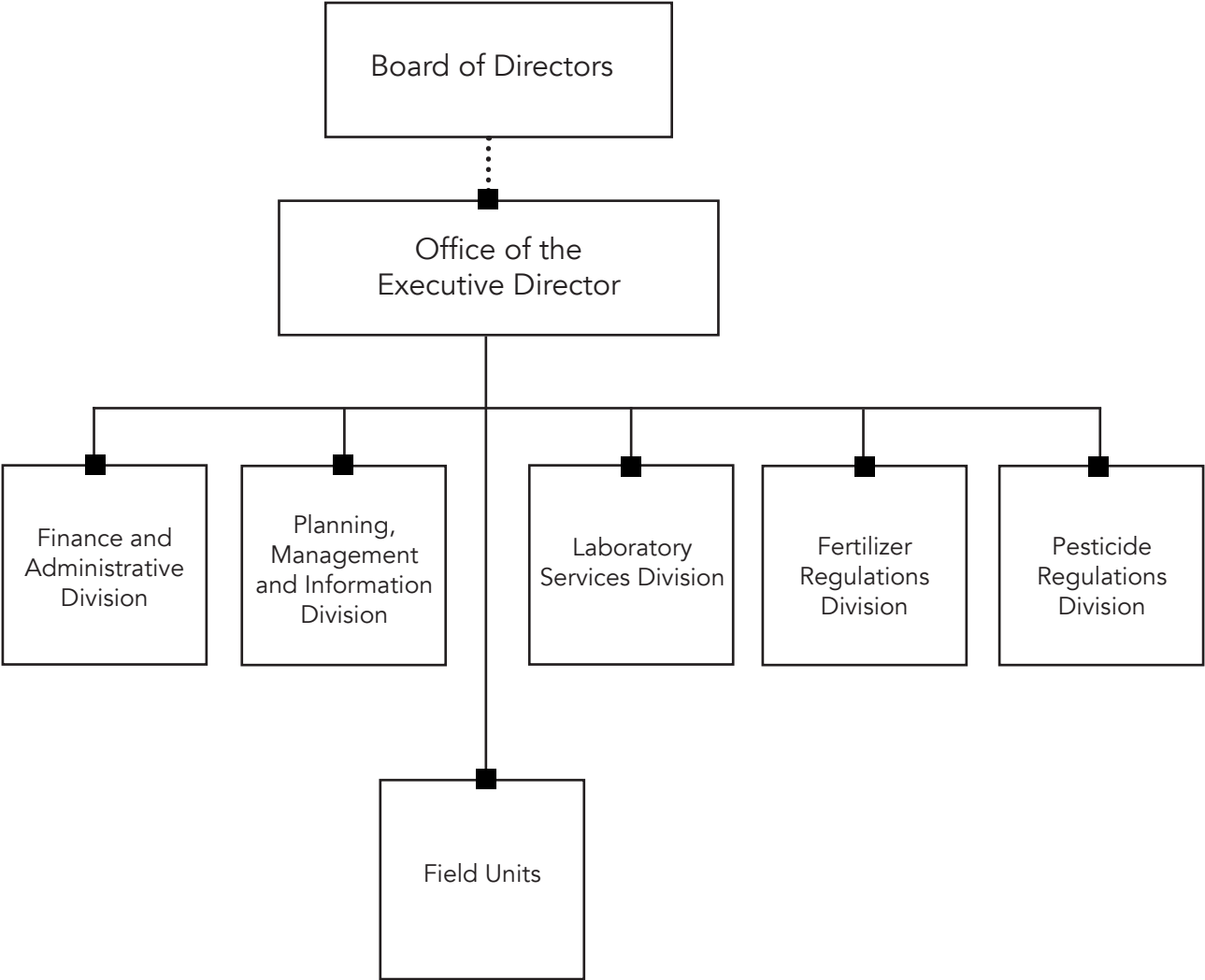
Issuance of Permit
to Purchase Methyl
Bromide



Renewal of License for
Fertilizer & Pesticide
Handlers at the
Regional Level

ANNEX B: ORGANIZATIONAL STRUCTURE

FERTILIZER AND PESTICIDE AUTHORITY



ANNEX C: AVERAGE RETAIL PRICES OF SIX MAJOR FERTILIZER TYPES FOR 2000-2018

Urea(46-0-0) Average Retail Price by Month , 2000-2018 (Pesos/50 kg. bag)

Year	Jan	Feb	Mar	Apr	May	Jun	Jul	Aug	Sep	Oct	Nov	Dec	Average
2000	309.29	315.23	319.98	316.41	338.20	365.26	390.3	392.29	388.14	400.78	420.38	428.84	365.43
2001	448.34	454.69	497.11	444.45	443.50	426.02	426.22	427.13	416.05	433.06	435.88	427.34	439.98
2002	435.81	435.60	430.98	426.35	418.16	413.35	391.25	414.17	423.79	431.87	430.32	441.62	424.44
2003	462.24	490.45	569.82	576.75	553.99	549.87	544.24	542.12	550.39	574.14	587.54	610.00	550.96
2004	645.93	643.47	656.96	661.28	657.5	665.59	761.13	799.49	823.23	862.59	859.81	864.03	741.75
2005	841.89	827.5	839.24	948.06	968.63	950.50	937.71	911.82	901.31	879.77	887.35	879.04	897.74
2006	884.51	882.58	883.77	910.38	925.13	926.89	913.23	901.55	897.39	887.32	891.75	882.94	898.95
2007	901.10	913.32	972.03	976.39	987.59	982.63	983.10	972.63	948.55	952.52	963.54	979.56	961.08
2008	1,036.65	1,052.15	1,087.77	1,206.18	1,704.99	1,797.58	1,870.96	1,921.37	1,958.95	1,888.36	1,654.62	1,437.54	1,551.43
2009	1,203.65	1,109.33	1,120.70	1,004.36	988.30	959.38	903.82	900.81	902.53	852.69	857.34	907.61	975.88
2010	947.83	971.78	982.58	968.46	968.00	946.51	923.13	896.26	895.09	927.79	953.29	1,000.95	948.47
2011	1,030.44	1,036.19	1,050.60	1,076.44	1,084.29	1,147.84	1,237.15	1,274.65	1,299.74	1,332.68	1,332.70	1,324.74	1,185.62
2012	1,311.83	1,282.07	1,275.26	1,261.64	1,300.24	1,291.10	1,299.07	1,282.73	1,330.34	1,261.14	1,246.57	1,242.59	1,282.05
2013	1,206.63	1,219.70	1,210.17	1,192.70	1,181.81	1,171.21	1,156.08	1,115.74	1,085.81	1,059.97	1,021.99	1,053.72	1,139.63
2014	1,051.70	1,072.75	1,081.70	1,088.98	1,072.67	1,068.26	1,048.70	1,038.00	1,041.01	1,044.44	1,047.37	1,043.59	1,058.26
2015	1,027.96	1,027.44	1,022.03	1,002.78	1,027.98	1,007.09	981.53	1,007.61	1,002.38	1,010.26	1,007.50	986.63	1,013.83
2016	991.71	981.79	974.07	960.45	948.16	938.75	910.60	889.72	880.84	863.37	857.47	846.35	926.99
2017	876.04	893.74	900.94	900.94	919.60	886.83	890.45	867.92	887.68	898.14	927.71	952.49	896.35
2018	951.64	971.10	979.12	996.09	994.43	990.16	988.07	1031.09	1050.05	1074.07	1119.25	1144.29	1024.11

AMMONIUM SULPHATE (21-0-0) Average Retail Price by Month , 2000-2018 (Pesos/50 kg. bag)

Year	Jan	Feb	Mar	Apr	May	Jun	Jul	Aug	Sep	Oct	Nov	Dec	Average
2000	217.80	219.27	223.29	223.70	225.16	228.00	232.70	233.76	246.23	238.07	246.36	248.07	231.87
2001	263.45	256.03	248.94	251.77	254.82	257.86	276.48	289.86	290.91	290.11	296.61	290.04	272.24
2002	299.53	298.92	295.40	291.87	288.40	297.42	306.72	290.99	291.45	300.90	286.77	313.32	296.81
2003	289.46	283.58	303.47	299.16	311.19	305.64	308.17	306.56	313.79	329.65	347.13	394.86	316.06
2004	445.07	439.97	446.52	472.93	459.71	468.20	518.67	543.72	530.58	521.03	513.93	518.53	489.91
2005	531.52	508.53	508.41	566.50	558.40	538.16	533.80	526.49	511.99	501.17	496.30	490.41	522.64
2006	492.20	490.71	500.66	465.02	472.28	466.07	481.93	490.79	464.10	426.77	487.51	454.62	474.39
2007	455.59	492.75	520.85	500.63	535.21	553.50	583.57	572.08	563.99	557.57	571.74	593.91	541.78
2008	725.94	755.60	812.10	830.81	937.35	993.80	1,026.69	1,051.50	1,065.44	1,021.63	928.23	864.63	917.81
2009	709.03	617.49	665.96	578.01	587.09	560.52	520.33	530.50	513.90	491.46	487.48	588.98	570.90
2010	502.30	522.76	533.51	519.70	524.4	515.56	497.69	480.39	517.95	490.53	503.58	538.91	512.27
2011	555.86	579.78	549.68	631.05	626.5	655.63	690.85	707.69	719.25	732.39	738.07	739.62	660.53
2012	746.46	741.61	744.98	748.94	753.89	763.54	767.73	768.18	769.23	770.08	764.81	762.28	758.48
2013	751.30	739.36	738.99	741.50	673.91	698.49	709.08	687.22	667.89	646.58	640.31	640.46	694.59
2014	617.66	609.10	614.19	603.78	606.88	589.84	578.30	567.61	587.72	573.09	579.13	578.98	592.19
2015	639.49	575.59	560.93	542.94	555.79	557.67	546.11	520.26	524.42	525.14	520.53	517.24	568.36
2016	561.95	576.00	574.02	553.12	573.00	541.13	531.72	520.98	523.03	591.44	522.82	515.89	551.75
2017	516.89	525.99	530.61	530.61	547.21	539.10	552.42	553.65	542.85	540.23	516.51	547.79	531.73
2018	552.14	547.97	553.03	565.48	562.25	563.96	567.86	574.51	591.05	594.10	600.03	609.83	573.52

N-P-K (14-14-14) Average Retail Price by Month , 2000-2018 (Pesos/50 kg. bag)

Year	Jan	Feb	Mar	Apr	May	Jun	Jul	Aug	Sep	Oct	Nov	Dec	Average
2000	401.67	396.34	396.88	392.87	394.39	401.36	407.28	400.86	402.85	406.97	414.70	416.47	402.72
2001	421.68	420.04	417.67	417.22	422.69	422.36	449.45	427.84	424.41	433.70	436.00	429.38	426.87
2002	435.14	440.10	453.42	466.73	429.62	430.50	425.94	426.68	428.63	433.28	424.56	435.22	435.82
2003	440.10	443.65	464.82	468.04	468.53	470.56	475.31	479.15	487.82	494.97	503.07	523.93	476.66
2004	568.05	563.03	589.03	634.93	629.71	669.64	681.22	708.38	718.62	724.54	713.32	717.29	659.81
2005	723.62	714.86	741.21	760.51	773.77	797.96	792.8	792.77	787.88	782.58	773.28	767.12	767.36
2006	759.54	753.32	728.04	741.41	744.12	753.26	754.36	730.77	755.60	757.25	731.38	745.47	746.21
2007	740.44	749.53	746.14	752.88	781.88	805.27	820.09	817.72	820.93	828.78	829.17	863.92	796.40
2008	1,013.04	1,128.88	1,401.97	1,530.08	1,862.04	1,921.21	1,935.33	1,945.34	1,913.80	1,935.87	1,797.30	1,675.16	1,671.67
2009	1,441.08	1,298.31	1,295.35	1,203.23	1,190.23	1,179.05	1,168.41	1,161.58	1,125.80	1,089.35	1,083.08	1,082.13	1,193.13
2010	1,089.71	1,103.27	1,100.43	1,088.73	1,088.81	1,079.58	1,061.10	1,036.22	1,022.20	1,027.69	1,027.71	1,096.02	1,068.46
2011	1,083.97	1,089.18	1,027.18	1,120.71	1,155.31	1,156.29	1,177.94	1,214.15	1,209.77	1,237.35	1,246.28	1,262.89	1,165.09
2012	1,260.56	1,245.88	1,250.17	1,250.71	1,244.94	1,258.82	1,258.25	1,258.78	1,257.27	1,253.47	1,242.30	1,239.36	1,251.71
2013	1,223.96	1,235.99	1,228.88	1,232.35	1,228.57	1,219.85	1,217.39	1,203.35	1,183.50	1,185.20	1,176.61	1,178.11	1,209.48
2014	1,179.86	1,174.39	1,175.74	1,178.42	1,171.84	1,166.01	1,158.94	1,166.87	1,159.95	1,174.08	1,171.77	1,175.34	1,171.10
2015	1,153.45	1,165.84	1,149.24	1,146.98	1,166.85	1,154.15	1,147.83	1,162.85	1,164.06	1,173.02	1,175.90	1,175.90	1,154.91
2016	1148.28	1139.68	1130.16	1137.25	1134.18	1137.02	1126.49	1116.41	1110.58	1107.31	1107.46	1141.09	1126.80
2017	1084.40	1084.62	1081.71	1081.71	1091.55	1066.76	1082.30	1078.31	1,076.70	1,077.50	1,071.84	1,073.47	1081.79
2018	1075.12	1072.26	1067.30	1076.30	1079.44	1074.20	1072.28	1084.45	1089.32	1090.56	1099.67	1101.66	1081.88

AMMONIUM PHOSPHATE (16-20-0) Average Retail Price by Month , 2000-2018 (Pesos/50 kg. bag)

Year	Jan	Feb	Mar	Apr	May	Jun	Jul	Aug	Sep	Oct	Nov	Dec	Average
2000	390.93	390.61	391.63	385.81	387.07	403.57	402.99	408.03	404.34	408.73	403.41	409.34	398.87
2001	411.68	411.04	404.10	412.32	413.67	412.93	416.11	421.59	414.72	418.72	415.12	414.69	413.89
2002	425.01	428.43	424.2	419.96	422.16	420.62	416.25	422.39	424.14	426.33	417.63	425.36	422.71
2003	434.20	425.70	444.36	459.51	455.65	461.27	463.46	469.47	475.80	495.50	499.10	510.72	466.23
2004	544.65	540.73	564.07	616.71	608.08	631.87	666.42	676.05	684.61	697.05	686.28	699.79	634.69
2005	694.18	699.92	712.86	752.25	767.31	779.00	773.10	775.27	765.34	782.72	760.27	756.12	751.53
2006	749.91	741.97	740.07	728.81	727.08	716.49	723.31	758.82	733.64	744.67	728.82	718.22	734.32
2007	714.99	714.10	720.67	717.88	763.37	798.27	803.34	798.09	801.76	806.96	808.72	850.53	774.89
2008	956.02	1,107.64	1,336.98	1,488.41	1,821.49	1,874.04	1,897.12	1,904.87	1,906.83	1,874.09	1,684.40	1,566.63	1,618.21
2009	1,362.32	1,198.86	1,250.02	1,143.13	1,113.65	1,071.84	1,040.22	1,043.53	1,007.81	986.79	998.27	1,123.07	1,111.63
2010	949.53	924.85	935.10	921.90	929.72	907.96	902.74	887.92	912.44	893.28	921.63	963.90	920.91
2011	965.90	1,013.99	925.35	987.48	1,023.10	1,053.78	1,081.89	1,092.43	1,106.32	1,103.46	1,117.19	1,111.88	1,048.56
2012	1,045.07	1,104.59	1,097.23	1,115.95	1,113.68	1,098.92	1,086.11	1,090.94	1,097.79	1,094.77	1,167.83	1,088.38	1,100.11
2013	1,083.74	1,080.96	1,075.62	1,084.58	1,074.72	1,064.70	1,058.21	1,070.08	1,073.05	1,043.08	1,017.06	1,030.02	1,062.99
2014	1,011.03	1,129.90	1,024.36	1,007.11	1,001.28	991.11	991.14	999.44	999.83	999.61	998.41	993.07	1,012.19
2015	1,003.14	981.15	979.73	969.24	991.02	986.05	969.20	980.24	985.62	959.16	955.44	956.35	982.79
2016	964.99	963.21	967.60	960.54	957.53	945.72	939.53	927.11	917.89	909.21	911.08	904.44	942.22
2017	897.64	895.42	910.60	910.60	911.48	898.85	888.08	863.11	893.82	891.12	822.33	886.68	904.10
2018	908.99	905.69	906.50	914.18	920.41	922.21	941.37	942.91	960.68	960.82	970.06	970.74	935.38

MURIATE OF POTASH (0-0-60) Average Retail Price by Month , 2000-2018 (Pesos/50 kg. bag)

Year	Jan	Feb	Mar	Apr	May	Jun	Jul	Aug	Sep	Oct	Nov	Dec	Average
2000	347.98	354.89	371.01	371.52	370.7	360.92	372.06	371.75	388.72	404.32	413.82	423.10	379.23
2001	426.04	431.64	427.42	429.11	427.08	427.10	434.81	440.25	434.20	448.58	448.8	441.34	434.70
2002	457.22	464.2	461.95	459.70	458.58	452.15	438.67	451.37	453.12	473.71	470.48	484.17	460.44
2003	469.82	531.42	497.86	508.70	479.35	481.49	492.26	475.68	497.87	491.06	507.33	513.04	495.49
2004	568.83	543.19	590.00	637.70	636.95	659.47	684.98	716.94	717.95	732.04	728.91	740.05	663.08
2005	738.63	739.06	737.30	745.79	769.24	782.76	788.39	779.03	760.66	802.68	778.15	806.75	769.04
2006	771.24	794.22	790.29	782.97	792.45	784.45	790.72	809.90	815.14	834.29	841.03	832.00	803.23
2007	830.32	829.53	827.05	848.23	855.25	848.72	866.49	860.48	858.60	871.46	891.68	922.68	859.21
2008	1,102.85	1,181.87	1,291.88	1,409.05	1,687.78	1,881.68	1,895.00	1,951.54	2,029.57	2,099.31	2,058.85	1,954.51	1,711.99
2009	2,002.40	1,985.12	2,087.56	1,940.07	1,919.83	1,928.45	1,923.43	1,966.42	2,012.67	1,889.57	1,893.54	1,874.56	1,951.97
2010	1,766.47	1,741.03	1,775.17	1,752.01	1,723.70	1,695.17	1,596.78	1,601.59	1,492.26	1,496.68	1,551.00	1,594.74	1,648.88
2011	1,574.14	1,584.07	1,541.43	1,459.65	1,529.27	1,564.88	1,550.51	1,529.78	1,549.24	1,480.80	1,515.50	1,531.42	1,534.22
2012	1,526.79	1,560.57	1,487.65	1,503.14	1,483.86	1,503.48	1,501.39	1,467.22	1,534.28	1,467.73	1,452.48	1,488.20	1,498.07
2013	1,468.58	1,452.45	1,456.35	1,462.71	1,390.47	1,430.63	1,428.32	1,408.55	1,429.61	1,415.94	1,420.24	1,382.97	2,857.80
2014	1,381.79	1,366.86	1,364.72	1,343.39	1,338.16	1,438.67	1,344.03	1,311.21	1,315.50	1,323.19	1,319.60	1,321.19	1,347.36
2015	1,338.86	1,292.92	1,307.42	1,276.74	1,287.87	1,271.83	1,269.47	1,285.68	1,282.78	1,369.18	1,280.54	1,275.29	1,292.16
2016	1,255.18	1,232.44	1,224.97	1,188.10	1,181.62	1,182.40	1,186.75	1,172.61	1,170.36	1,163.51	1,153.93	1,175.31	1,191.99
2017	1,178.44	1,192.62	1,177.80	1,177.80	1,170.12	1,174.65	1,268.08	1,219.10	1,232.24	1,213.89	1,043.28	1,178.25	1,178.57
2018	1,153.20	1,157.68	1,159.61	1,166.00	1,165.04	1,159.06	1,159.56	1,153.32	1,161.24	1,188.78	1,183.66	1,176.10	1,165.27

DI-AMMONIUM PHOSPHATE (18-46-0) Average Retail Price by Month , 2000-2018 (Pesos/50 kg.)

Year	Jan	Feb	Mar	Apr	May	Jun	Jul	Aug	Sep	Oct	Nov	Dec	Average
2000	507.44	484.29	490.09	512.31	514.30	515.56	526.23	525.16	525.17	517.16	536.34	532.79	515.57
2001	544.07	556.24	546.65	547.61	558.14	541.40	529.50	556.06	561.81	552.26	562.89	568.33	552.08
2002	563.88	577.06	557.36	537.65	562.14	554.46	570.75	570.50	572.75	571.49	570.09	568.4	564.71
2003	585.38	597.17	635.30	666.25	674.04	685.62	699.72	678.02	713.00	681.46	746.57	724.28	673.90
2004	771.13	770.03	780.06	783.70	771.50	824.51	858.45	908.75	915.73	930.87	994.85	1,051.88	863.46
2005	1,107.81	1,206.63	1,304.33	1,269.20	1,290.89	1,400.32	1,323.00	1,311.40	1,331.21	1,350.00	1,378.00	1,293.75	1,297.21
2006	1,312.19	1,332.52	1,389.55	1,280.24	1,352.75	1,392.61	1,385.82	1,372.93	1,374.84	1,337.76	1,358.63	1,348.16	1,353.17
2007	1,321.00	1,326.50	1,346.39	1,373.03	1,335.85	1,365.15	1,408.94	1,421.24	1,466.84	1,460.33	1,462.73	1,498.98	1,398.92
2008	1,645.52	1,841.21	1,983.74	2,348.09	3,066.24	3,138.40	3,284.71	3,189.60	3,133.07	3,169.52	2,850.62	2,651.48	2,691.85
2009	2,828.25	2,702.57	2,791.65	2,196.24	2,176.38	2,256.62	2,088.39	2,012.49	2,042.82	1,972.38	1,939.90	1,879.20	2,240.57
2010	1,967.72	1,839.27	1,575.69	1,856.78	1,852.10	1,726.04	1,804.85	1,759.21	1,594.78	1,737.34	1,725.09	1,776.42	1,767.94
2011	1,818.78	1,905.08	1,932.11	1,837.21	1,835.44	1,796.34	1,767.83	1,809.99	1,738.69	1,769.39	1,768.52	1,788.59	1,814.00
2012	1,837.09	1,831.46	1,818.10	1,815.97	1,815.94	1,793.58	1,758.00	1,776.78	1,746.45	1,765.25	1,755.50	1,768.68	1,790.23
2013	1,751.24	1,738.78	1,737.25	1,695.15	1,677.40	1,711.08	1,690.21	1,795.85	1,854.31	1,831.11	1,790.24	1,781.70	1,754.53
2014	1,768.61	1,748.99	1,721.79	1,677.57	1,600.71	1,597.37	1,602.98	1,580.50	1,573.71	1,557.21	1,568.91	1,563.40	1,630.15
2015	1,590.86	1,545.43	1,579.52	1,567.48	1,487.55	1,487.55	1,535.33	1,574.88	1,543.72	1,522.68	1,522.68	1,517.53	1,541.96
2016	1,525.96	1,478.87	1,467.38	1,502.88	1,493.12	1,477.32	1,460.88	1,459.37	1,451.71	1,455.45	1,420.38	1,425.34	1,472.12
2017	1,429.70	1,452.15	1,487.75	1,487.75				1,442.82	1,401.78	1,387.54	1,393.39	1,410.25	1,464.34
2018	1,451.42	1,438.59	1,464.76	1,480.84	1,494.47	1,491.4	1,503.39	1,527.81	1,546.54	1,544.99	1,575.32	1,577.84	1,508.11

ANNEX D: RETAIL PRICES OF SELECTED PESTICIDE BRANDS FOR LAST QUARTER OF 2018

INSECTICIDES	REGIONS													
BRAND NAME	CAR	I	II	III	IV	V	VI	RVII	VIII	IX	X	XI	XII	CARAGA
(price/ Liter)														
Agro CPM													265-315/L	230.00
Agro Cypermethrin													253-270	
Alika							750/250ml						770-825	
Altap			680/box											
Amihan	333.00													
Antracol		520.00												
Applaud				140-150/ 100m				170.00						
Arnis							700.00							
Arriba							600.00							
Azudran							380.00							
Bida	573.00	630.00				618.33		550.00						
Boxer				280-320				320.00						
Brodan	430-550	428.75	450-480	400-480	450.00	554.29	465.00	440.00	785-825	420.00		434.00	480/L	450.00
Bugbuster								300.00						
Bulldock							870.00	825.00						
Bullseye											366.00		360.00	365.00
Bushwack	330.00						350.00	330.00	355-387	293.00			315-350	
Cartap	510-598			140-150/ 100gms			160/100g	650/500g	705-782					
Chess 50 WG							70.00						390/80g	
Chix	590-690		650-725	670-690		640.10	220/250ml	690.00	670-720	550.00			720-735	
Chopper							600.00	770.00						
Cymbush	377-400	410.00	350-425	360-400	450.00	485.00	433.00	420.00	425-450	303.00	349.00	414.00	360.00	336.00
Cypex		240.00		350-410										
Decis R		385.00							569.00				1200/L	
Dithane	615.00	510.00												550.00
Furadan		650.00						135.00	570.00					
Gold 20SC													480/500ml	
Hopcin													500.00	
Karate	880-990	926.25	880-950	430-525/ 500ml		992.86		1210.00	700/500ml	895.00	852.00	872.75	860.00	843.00
King Arthur			600.00				380.00							
Knock-out				280-340	450.00			460.00	475-490					
Kriss	525.00	490.00	500-565											
Kudos			490/L											
Kurbush 5EC													270.00	
Lambada	710.00													
Lannate	660- 690/ 425g	600.00	690- 725/ 425g	675-700				70/pack	145/100ml			660.00	735-780/ 425g	530.00
Legend				550.00										
Legion	460-520		480-545											
Libra							350.00							
Lorsban	420.00			650.00				660.00	635.00				708/L	
Magnum	348-381	390.00	350-380	380-410	450.00		397.00	370.00		341.00	350.00		430/L	420.00
Malathion	292-300	300.00		265-300		287.50		295.00	200.00		244.00		310.00	276.00
Manzate		435.00												
Manzeb		335.00												

INSECTICIDES	REGIONS													
BRAND NAME	CAR	I	II	III	IV	V	VI	RVII	VIII	IX	X	XI	XII	CARAGA
(price/ Liter)														
Marshall				820-850				870.00						
Mipcin													450/ 500gm	
Nurelle							850.00							
Padan	799.00			550-600				850/500g					170/100g	
Parapest								210.00	100/ 100ml	449.00		507.00	550-580	
Penant								740.00						770.00
Pleo	810/ 250ml			550.00										
Prevathon/250ml	840- 860/ 250ml		880-890/ 250ml					900.00					920.00	
Scorpio/500g	840-860		880- 890/ 250ml				500.00	520.00	470-480				520.00	
Selecron	998/L						330.00	1150.00						
Sevin	995.00	235/ 250g		70-75/50g				1040.00			989.00			
Siga	500.00													
Sniper													280-313	
Solomon/100 ml		235/ 250g		70-80/50g			360.00						335-350	
Success	870/ 250ml													
Sumicidin	410-460				350.00			460.00						
Super M				320-330/ 100ml										
Tag 357			300.00	440-490										
Torpedo													270/L	
Trebon			300.00										800.00	
Tytex								300.00						
Vindex	680.00			580-590										
Vira	285.00			680-720									700.00	
Warrior								580.00						
Wave			600.00	500-600				500.00						
Wildkid	500/box												100/L	

HERBICIDES	REGIONS													
BRAND NAME	CAR	I	II	III	IV	V	VI	VII	VIII	IX	X	XI	XII	CARAGA
(price/Liter)														
2-4D Amine	250-285	320.00					244.17	270.00	339-350	328.00	230.00		243-250	290.00
2-4D Ester	235-270	260.00	220-270	280-350			350.00		320.00	312.00	292.50	285.80	316.66	316.67
Advance	650.00	595.00		570-650			550.00	560.00		676.00	586.00	559.00	625.00	
Advice									595-628					
Afalon	1300/ 500g													
Afalon	278/ 100g													
Agrobonds													480-497	
Agroxone				285-320			380.00							
Almix									356-362					
Basagran													750/L	
Bio 480	340-350										300.00			
Blade									453.00					
Butarill									465.00					
Choice 10SC													950/250ml	
Clean Zone	360-380	335.00		380.00										

HERBICIDES	REGIONS													
BRAND NAME	CAR	I	II	III	IV	V	VI	VII	VIII	IX	X	XI	XII	CARAGA
(price/Liter)														
Clear cut			330.00											
Clear Ground	300.00													
Clearmax	575-620/1.5L			650.00									1200/gal	
Clear-out	380/4L	395.00	330-380	1050-1060						459.00		350.25	1025-1050	
Clincher				530-550/500ml			1520.00						1493-1580	
Conquer	200.00		620-720/gal											
Demolition	370.00												1000/gal	
Demolish 100 SC							650/100ml							
Direk							730.00							
Diuron					450.00					467.00				
Dragon				620-670										
Dry Up				350-360									970.00	
End-up	310.00													
Forward							530.00							
Grader			850-880/gal										980.00	
Gramoxone				520.00						441.00				513.00
Grandslam									530-540					
Granscutter													300/L	
Ground Plus												298.20	300/L	
Grassedge		600.00		455.00						543.00				
Grasstop						585.00								
Glyner													1000-1125	
Glyphobest													950-1000/gal	
Glyphocel													1050.00	
Glyphotex													1000/gal	
Glyphokor													350/L	
Guarantee	1180.00		1250/250ml											
Hedonal		635.00		290-340						336.00			400.00	
Herbadox													720/L	
Hero									530-554					
Kleerweed											350.00		1020gal	
Machete	550.00	520.00		530-565	550.00	630.00		560.00	555-572	494.00			515.00	550.00
Massive			750/gal											
Mower	330-375	240.00	350.00					360.00						
Nominee	1600/500ml	1,400.00		1380-1480			1558/250ml						1000/250ml	
Novasate		370.00												
Onecide					1,100/L									
Post Herb	250/150ml													
Power	225-320/L		850-900/gal	350-360	350.00		310.00			453.00	282.50	288.00	250.00	266.00
Pyanchor				820-850/500ml			480/500ml		810-830					850.00
Pyanchor Plus							1535.00		1480-1550					
Ravage				1200.00										
Riceguard														520.00
Ricestar				1020-1050			1210/500ml			1,353		1,111	950-1120/250ml	
Ronstar				635-685			920.00				848.00		1120-1355	831.00

HERBICIDES	REGIONS													
BRAND NAME	CAR	I	II	III	IV	V	VI	VII	VIII	IX	X	XI	XII	CARAGA
(price/Liter)														
Rouge		430.00			490.00				560-580	494.00				580.00
Round up	410-450	400.00		450-490		541.33		470.00	576.00	436.00	395.00	426.20	1400-1450/g	415.00
Save Time	280.00		900/gal											
Sharp Shooter	358-390	355.00		380-400				385.00					1100-1200	
Shell 2-4D				300-350								310.00		
Sincera	660.00													
Slash	390.00			350.00	400.00			550.00	256.00	318.00		352.00		
Sofit	880.00		830-880	795-815		849.00	860.00	870.00					920/L	
Sonic				450-500										
Spitfire	320-440	330.00	330-350	380.00										
Top Ace								770.00						
Topline			600/gal											
Tornado						515.00	503.00		556.00					
Touchdown		320.00												
Tripple 8	310.00		330-350											
Wash Out	380.00													
Weedban		340.00												
Weedblaster												354.00	1030/gal	
Wash Out	337-380													

FUNGICIDES	REGIONS													
BRAND NAME	CAR	I	II	III	IV	V	VI	RVII	VIII	IX	X	XI	XII	CARAGA
(price/ kg.)														
Agrozeb												348.00	365.00	
Antracol	535.00	515.00		550.00			600.00	580.00		503.00			580.00	590.00
Armor	160.00			130-140/100g			180/100g	1450.00	200-240/pck	298/200g				
Armure	690.00		630-690	500-540			670/250ml		650-680/250ml				713-720	
Attain							480.00							
Avatar	400.00													
Benlate		582.50		390.00					290.00/kg					
Benomyl							245.00					200.00		
Cabrio													1750/500ml	
Curzate	710.00													
Cupravit				380-430										
Daconil	730-950	920.00									651.00	819.75	840-850	960.00
Dithane	560-680	470.00	570.00	540-550	550.00	508.33	470.00	480.00	415.50		478.00	502.20	540-550	450.00
Folicur	990.00			890-1050			120/50g							
Funginol					750/L									
Fungitox	650.00			600.00								761.00		
Fungufree	500.00			180/100g		370.00								
Funguran	720.00	650.00	630-780	380-390/500g	700/kg	749.00		660.00	630-650	657.00				695.00
Goldazim													2400/L	
Hinosan		550.00												
Ivazeb				390.00										
Kocide 101	238-250/250ml		875-950	680-775				940.00			719.00		950.00	720.00

FUNGICIDES	REGIONS													
BRAND NAME	CAR	I	II	III	IV	V	VI	RVII	VIII	IX	X	XI	XII	CARAGA
(price/ kg.)														
Kocide DF 2000							900/kg							
Leadonil	585.00													
Manager	480-535		530-565/3lbs					450.00						
Mancozeb	550-560		350/kg	340-350	550.00		400.00						380/kg	
Maneb											218.00			
Manzate	480.00	440.00	650/box	130-150		486.67	480.00					433.50	430.00	670.00
Manzeb		337.50												
Melody				900-950										
Montana	950.00								940-960/500ml					
Nativo								55/10g						
Nordox		950.00	1250-1300	330-380	650.00	660.00			1600-1650					
Opal													670/500ml	
Pilarich	530.00													
Pilarzeb													370-390	
Rainfast	515-520/3lbs.		565-570/3lbs.	620-640										
Rev 800							400.00							
Redeem				400-430					370-390					
Ridomil	1210.00													
Rover	698.00													
Score				710-720/250g				1500/500ml					1468-1520/500ml	
Sweep				260-300/200g										
Tango				150-160/100						992.00				
Telgar	610.00													
Topsin				180-185/100g			300/250g					1,197.25	330/250mg	
Torogi Blue	560-578		500-610/3lbs											
Tranzeb				270-280						365.00				
Venomax			135-180/100g											
Wallop													350-416	
Vitigran Blue				485-535							665.00			576.00
Zabra Blue													380/kg	
Zinc Metalate	320.00													

MOLLUSCICIDES	REGIONS													
BRAND NAME	CAR	I	II	III	IV	V	VI	VII	VIII	IX	X	XI	XII	CARAGA
(price/kg.)														
Aquadine								680/box						
Bayluscide	985-1045	980.00	730-850/ box	960-1185	920.00	1,111.71	1150.00	800/350g	1,025	958.00	969.00	953.60	944-1100/L	953.00
Bayonet	230-265	245.00	235-250/ box	230-320	250/L	233.00	262.00	720/kg	250.00	224.00			260-290	222.00
Crusher				800.00										
Deadbol				680/ 350g										
Golden Kill			750/box											
Hit 100WP								720/box						
Hit 700WP/Lit.				90-110/35g										
Hit EC	750.00	786.00	700-780/ box				760.00							
Hit Pellet		205.00				215.00								
Hornet	750/box													
Kuhol Kill				200-210/kg				245/kg						
Llamado	750/box													
Laser	740.00		680-750/ box											
Maso/Lit.				820/ 350g	690/L		495/100g							
Metabait		350.00		350-400	350.00	345.00	350.00						298.00	321.00
Moluxide				80-90/35g								743.67		
Niclomax			75/ sachet	70-80/35g										
Padan												822.25		
Parakuhol										780.00		787.00	660/ 350g	772.00
Porsnail		965.00		890-920					930.00		936.25		867.00	902.00
Primalex	700.00	700-720/ 350g		700-720/ 350g									725/ 350g	
Queen							900/L							
Sakuhol				240-250	470.00	210.00								
Savage				240.00										
Shatter				800.00				880/350g						
Snailgun/kg									260.00					
Snailkill/Lit.	200-225	245.00	220-250/ box	200-230	250/L					215.00				
Speed/Lit.				800.00										
Stop Golden Kuhol								288.00						
Super DJ 70 WP														
Superkill		813.33		780/ 350g										
Surekill	838-896	813.33	750-850/ box	790-795		888.00	875.00	450/80g	865.00		865.00	856.25	120/ 100g	790.00
Tagluscide	700.00		250.00											
Thump				220-240			235.00						240.00	
Trap		900.00		850.00										
Yuro	740/box													

RODENTICIDES	REGIONS													
BRAND NAME	I	II	III	IV	V	VI	RVII	VIII	IX	XI	XII			
price /kg														
Cimmaron			75-85											
Dora Rat Killer			45/100g											
Racumin		40-75/ sachet	65-75	850/kg	850.00/ kg	53/10g		40.00/20g	35/20g	78/50g.	50/25g			
Ratkill		20-25/ sachet	15- 20/20g								20/10g			
Ratoxin								30/10g						
Storm			1250- 1255/kg											
Zinc Phosphide	18/10g.	20-30/ sachet	20-40	50.00/ 10g	21.14/ 10g	25/10g	18/10g	25.00/10g	21/10g	24.40/10g	20- 25/10g.			

ANNEX E:

FPA OFFICIALS AND EMPLOYEES

Photo Snapshots

OFFICE OF THE DIRECTOR



From Left to Right: Anjaneth Palcutilo, Shanelle Napoles, Elizabeth Ramiro, Deputy Executive Director Eric Divinagracia, Executive Director Wilfredo Roldan, Acting Deputy Executive Director Antonio Cruz, Jr., Alleyn Ross Constantino, Rea Barretto, Kristine Joy Sotto



FIELD OPERATIONS COORDINATING UNIT

From L-R: Mark Glenn Requilman, Patrica Ocampo, Elizabeth Perlado, Suzettie Alcaide, Lourdes Conde, , Edward Allen Calapatia, Wilbert Newton Pollisco





FERTILIZER REGULATIONS DIVISION

1st Row (L-R): Judith Mapaquit, Maria Fe Suyat, Maria Regina Lagance, Jesson Garcia, Mark Kevin Salita, Rea Lariosa, Jane Apostol, Sierlene Binobo
2nd Row (R-L): Maribel Querijero, Rowena Reyes, Julieta Lansangan, Marlo Deblois



PESTICIDE REGULATIONS DIVISION



1st Row (L-R): Carina Miranda, Lilibeth Miranda, Nancy Dumlaog, Mark Grutas, Mark Ruben Palcutelo, Alfredo Isidro, Ricajen Datuin, Carlo Obeña, Jonalyn Tolero, Ronalyn Mayuga
2nd Row (R-L): Marc Samuel Molina, Alisa Sibal, Jacqueline Romualdez, Bella Fe Carmona, Jessica Puno

LABORATORY SERVICES DIVISION



1st Row (L-R): Jervic Pallones, Nadia Mae Cajucom, Gina Dongaol, Alvin Oabel, Darwin Narvadez, Feliona Bautista, Erica Mae Gacutan, Paul Kristian Berjuega

2nd Row (R-L): Sharmaine Tecson, Angelo Bugarin, Jerolet Sahagun, Efraim Mallare



PLANNING, MANAGEMENT AND INFORMATION DIVISION



1st Row (L-R): Julie Anne Paderes, Mirasol Bacarisas, John Rajah Anareta, Jaylord Angelo Tahilan, Mark John Gandecila, Aleni Peach Gonzales, Jonsie Baysa

2nd Row (R-L): Alvin Domondon, Leonora Japon, Digna de Leon, Errol John Ramos, Ivan Layag

FINANCE AND ADMINISTRATIVE DIVISION



1st Row (L-R): Julieta Roxas, Divine Hyacinth Elcano, Madonna Flavier, Amelia Urquia Ma. Cristina Tiolo, Angel Erasmo, Genalyn Guardiano, Zandrally Joven, Gabriel Evangelista, Jorelyn Mendoza, Nelia Samson, Jonalyn Rañola, Rachelle Almoite, Jianne Figueroa,
2nd Row (R-L): Josephine Guntan, Alma Escasura, Gina Tomimbang, Maria Theresa Oliveros, Alma Apduhan, Aurea Cagayat
3rd Row (L-R): Lurico Minglanilla, Ronald Ponce, Eduardo Lorenzana, Eljohn Esparas, Amado Malana,



MANAGEMENT COMMITTEE

From L-R: Jerolet Sahagun, Jacqueline Romualdez, Digna de Leon, Acting Deputy Antonio Cruz, Jr., Director Wilfredo Roldan, Deputy Eric Divinagracia, Julieta Lansangan, Suzettie Alcaide, Gina Tomimbang, Elizabeth Ramiros

BIDS AND AWARDS COMMITTEE



1st Row (L-R): Aurea Cagayat, Mirasol Bacarisas, Angelo Bugarin, Alvin Domondon, Wilbert Newton Pollisco, Errol John Ramos, Rea Barretto, Kimberly Bardaje, Lourdes Conde

2nd Row (R-L): Elizabeth Ramiro, Acting Deputy Executive Director Antonio Cruz, Jr., Alma Escasura, Leonora Japon



GENDER AND DEVELOPMENT COMMITTEE

1st Row (L-R): Angelo Bugarin, Nadia Cajucom, Jorelyn Mendoza, Rowena Reyes, Alma Escasura, Josephine Guntan, Jaylord Tabilan

2nd Row (R-L): Suzettie Alcaide, Sharmaine Tecson, Maria Theresa Oliveros, Errol John Ramos, Jonalyn Mayuga, Alma Apduhan





REGIONAL FIELD UNIT I

From L-R: Medardo Santiago, Joseph Andre John Martinez, Marissa Pimentel, Rogelio Tanguid, Melecio Choschos, Noel Tablada



From L-R: Rodell Goha-Od, Beverly Lete, Reynaldo Segismundo, Rowena Billig, Augusto Nagayang

REGIONAL FIELD UNIT CAR



REGIONAL FIELD UNIT II



1st Row (L-R): Arwin Cardenas, Reynaldo Mozuela, Robert Salvador, Noel Baliuag, Leonardo Bangad, Henry Cabayan

2nd Row: (R-L): Kaezell Anne Sambo, Henry Fronda, Roselle Anne Jose



REGIONAL FIELD UNIT III

From L-R: Jerzon Lopez, William Gante, Ronillo Delos Santos, June Ryan de Leon, Quirino Baterna, Romeo Suguitan, Jr., Dennis Mallari

REGIONAL FIELD UNIT IV



From L-R: Romulo Crucillo, Allan Jade Rojo, Dexter Oliver Leynes, Elenita Racelis, Leticia Hernandez, Grace Palo , Edmar Bundalian, Mark Nicky Larga, Froilan Bañaga, Jocelyn Baduyen

REGIONAL FIELD UNIT V



From L-R: Gabriel Atole, Rodny Conda, Christopher Nuñez, Karla Delos Santos, Cris Legaspi, Ardon Ryan Nee-Estuye, Winsor Nueva



REGIONAL FIELD UNIT VI

From L-R: Francis Felimon Villamon, Carnet Lomocso, Ryan Gelladula, Rogelio Crespo, Raymund Alfor, Jelmo More, Emanuel Barrida, Rone Sangatanan



REGIONAL FIELD UNIT VII



From L-R: Jesus Muring, Noel Negre, Diosdado Dalay, Jr., Sunday Flores, Andy Cornell Bornillo, Arnulfo Arausa, Jr.



REGIONAL FIELD UNIT VIII

From L-R: Loreto Macabio, Mafre Tolibas,
, Francis Salvador Costas, Claudette Mae
Terciño, John Mar Nosura, Gary dela Cruz, Eric
Castañas



REGIONAL FIELD UNIT IX



From L-R: Dionn Mark Bohol, Charlie Limbag,
Fernand Baja, Paulyne Kim Alfuentes, Michael
Tuico, Alex Paalisbo



REGIONAL FIELD UNIT X

From L-R: Sonia Calleja, Christie Lim, Vilma Cubao, Charles Joseph Follosco, Lorna Sajol, Romnick Boctot



REGIONAL FIELD UNIT XI



From L-R: Ellan Bana-ay, Junette Cano, Marrisa Napalit, Alita Bornea, Jinny Louie Ale, Imelda Rasay, Cheery Agrade, Regine Uy, Rustom Gain Tanduyan





REGIONAL FIELD UNIT XII

From L-R: Sharon Tan, Jinny Louie Ale, Maricel Tabigue, Joey Pascua, Cherubin Alonzo



REGIONAL FIELD UNIT CARAGA

From L-R: Jeyson Atillo, Ronnie Repolidon, Yzredin Baconguis, Danilo Negre, Mark Jemuel Gabriel, Joseph Recto Canda

ANNEX D: DIRECTORY OF CENTRAL OFFICE OFFICIALS



WILFREDO C. ROLDAN

Executive Director

Contact No.: 920-8173/426-1572

Email: fpa.oed@gmail.com



ERIC C. DIVINAGRACIA

Deputy Executive Director for Pesticide

Contact No.: 920-8173/426-1572

Email: fpa.oed@gmail.com



ANTONIO G. CRUZ, JR.

**Acting Deputy Executive Director
for Fertilizer**

Contact No.: 920-8173/426-1572

Email: fpa.oed@gmail.com



JULIETA B. LANSANGAN

Chief, Fertilizer Regulations Division

Contact No.: 441-1601

Email: frsdguardians@gmail.com



JACQUELINE M. ROMUALDEZ

**OIC Chief, Pesticide
Regulations Division**

Contact No.: 922-33-68

Email: fpa.prd@gmail.com



GINA C. TOMIMBANG

**OIC Chief, Finance and
Administration Division**

Contact No.: 928-25-36

Email: fpafinance.fpa@gmail.com



DIGNA M. DE LEON

**Chief, Planning, Management
and Information Division**

Contact No.: 920-8573

Email: fpa_pmid@yahoo.com



JEROLET C. SAHAGUN

**Chief, Laboratory
Services Division**

Contact No.: 920-8449

Email: fpa.lsd@yahoo.com



ELIZABETH T. RAMIRO

**Special Assistant for Special
Concerns**

Contact No.: 920-8173/426-1572

Email: fpa.oed@gmail.com



SUZETTIE M. ALCAIDE

**Supervising Agriculturist (NCR)
FOCU National Coordinator**

Contact No.: 927-36-47

Email: fpafod@rocketmail.com

ANNEX E: DIRECTORY OF REGIONAL AND PROVINCIAL OFFICES



CAR (CORDILLERA ADMINISTRATIVE REGION)

Abra	REYNALDO Q. SEGISMUNDO Supervising Agriculturist 2nd Floor Caoili Bldg, Km10 Shilan, La Trinidad, Contact No: 0919-367-2777 Email Add: ray_fpa@yahoo.com / fpa.regioncar.07218@gmail.com
Benguet/ Baguio City	ROWENA F. BILLIG Agriculturist II FPA Benguet Provincial Office, Provincial Capitol, La Trinidad, Benguet Contact No: 0939-958-2691 Email Add: rbillig@yahoo.com
Ifugao/ Mt. Province	RODELL C. GOHA-OD Agriculturist II PAENRO, Provincial Capitol, Lagawe, Ifugao Contact No: 0935-915-6024 Email Add: rhodez_11@yahoo.com
Kalinga/ Upper Apayao	AGUSTO M. NAGAYANG Agriculturist II Office of City Agricultural Services Bulanao, Tabuk, Kalinga Cell No: 0926-282-6924 Email Add: agustonagayang@yahoo.com
CAR Admin Aide	BEVERLY A. LETE Email Add: beverlylete@gmail.com Cell No: 0938-328-2169

ILOCOS REGION

Ilocos Region	JOSEPH ANDRE JOHN O. MARTINEZ Supervising Agriculturist Soils Laboratory, Department of Agriculture, San Fernando, La Union Cell No: 0928-709-3682 Email Add: fparegion1@gmail.com
La Union	ROGELIO B. TANGUID Agriculturist II 2nd Floor DA Soils and Feed Laboratory Aguila Road Sevilla City San Fernando La Union Cell No: 0921-846-9371 / 0917-774-1086 Email Add: rbtanguid@yahoo.com
Pangasinan District I, II & III	MELECIO L. CHOSCHOS Agriculturist II OPAG Bldg., Penro Cmpd. A,B. Fernandez Ave. Dagupan City, Pangasinan Cell No: 0939-612-7047

Ilocos Sur

Email Add: melchoschos@yahoo.com
MEDARDO B. SANTIAGO
Agriculturist II
Provincial Library Quezon Avenue, Vigan City, Ilocos Sur
Cell No: 0920-8313-824
Email Add: mb_santiago11@yahoo.com

Ilocos Norte

NOEL M. TABLADA
Agriculturist II
NTA Bldg Brgy Tabug Batac City, Ilocos Norte
Cell No: 0906-561-5731
Email Add: tabladanoel_fpa@yahoo.com

Region 1 Admin Aide

MARISSA S. PIMENTEL
Cell No: 0950-7922-710
Email Add: marissapimentel84@gmail.com

CAGAYAN VALLEY

Cagayan

HENRY M. FRONDA
Supervising Agriculturist
Door 6, 2nd Floor, NCS Bldg, Div. Rd. San Gabriel, Tuguegarao City
Contact No: 0928-709-3691 / 0917-134-5376
Email Add: fpa_region02@yahoo.com

Nueva Vizcaya

REYNALDO A. MOZUELA
Agriculturist II
Provincial Agriculture Office Nueva Vizcaya, Bayombong, Nueva Vizcaya
Contact No: 0917-1345-295
Email Add: reymozuela@gmail.com

Southern Isabela

LEONARDO A. BANGAD
Agriculturist II
Cagayan Valley Research Center (CVRC), San Felipe, City of Ilagan, Isabela
Contact No: (0906) 3160-048
Email Add: labrealty777@yahoo.com

Northern Isabela

NOEL A. BALIUAG, JR
Agriculturist II
Door 6, 2nd Floor, NCS Bldg., Div. Rd. San Gabriel, Tuguegarao City
Contact No: 0917-1345-258
Email Add : baliuag_7@yahoo.com

Quirino

ROBERT V. SALVADOR
Agriculturist II
Provincial Agriculture Office Quirino, Cabarraguis, Quirino
Contact No: 0917-1345-470
Email Add: robertsalvador56@yahoo.com

**Cagayan
1st District**

ARWIN A. CARDENAS
Agriculturist II
Door 6, 2nd Floor, NCS Bldg, Div. Rd.
San Gabriel, Tuguegarao City
Contact No: 0917-134-5470
Email Add: arwin.cardenas@yahoo.com

**Cagayan
2nd District &
Lower Apayao**

HENRY C. CAYABAN, JR.
Agriculturist II
Door 6, 2nd Floor, NCS Bldg, Div. Rd.
San Gabriel, Tuguegarao City
Contact No: 0917-134-5432
Email Add: hcayaban.fpa@gmail.com

**Cagayan
3rd District**

ROSELLE ANNE L. JOSE
Agriculturist II
Door 6, 2nd Floor, NCS Bldg, Div. Rd.
San Gabriel, Tuguegarao City
Contact No: 0917-134-5436
Email Add: osel15_belldandy@yahoo.com

**Region 2
Admin Aide**

KAEZELL ANNE R. SAMBO
Contact No: 0955-546-4242
Email Add: zellofanne@yahoo.com

Aurora

WILLIAM P. GANTE
Agriculturist II
Department of Agriculture, Dipaculao,
Aurora
Contact No: 0908-576-0878
Email add: williamgante@yahoo.com.ph

**Region 3
Admin Aide**

JUNE RYAN M. DE LEON
Contact No: 0917-461-8340
Email Add: juneryandeleon@yahoo.com

CALABARZON & MIMAROPA

CALABARZON

LETICIA R. HERNANDEZ
Supervising Agriculturist
DA STIARC, Maraouy Lipa City ,Batangas
Telefax No: (043) 981- 3048
Contact No: 0906-234-0052 / 0928-709-3636
Email add: fpa_regIVlipa@yahoo.com

Batangas

MARK NICKY S. LARGA
Agriculturist II
DA STIARC, Maraouy, Lipa City ,Batangas
Contact No: 0917-138-2087
Email Add: fpabatangas19@gmail.com

Cavite

ALLAN JADE V. ROJO
Agriculturist II
Provincial Agriculture Office,
Cavite Capitol Trese Martires City Cavite
Contact No: 0917-133-4727
Email Add: ajedrojo@gmail.com

Laguna

ROMULO N. CRUCILLO
Agriculturist II
OPAG Field Agricultural Extension Service,
Callos, Sta Cruz 4009, Laguna
Contact No: 0915-976-4388
Email Add: romulo_crucillo@yahoo.com

Quezon

ELENITA R. RACELIS
Agriculturist II
APCO Office, QARES, Lagalag, Tiaong,
Quezon
Contact No: 0918-388-4649
Email Add: ellenracelis05@gmail.com

**Occidental
Mindoro**

FROILAN T. BAÑAGA
Agriculturist II
DA-RFU San Jose Occidental Mindoro
Contact No: 0917-847-0289
Email Add: ftb179@yahoo.com

**Oriental
Mindoro**

DEXTER OLIVER O. LEYNES
Agriculturist II
DA Satellite Office, Brgy. Camilmil
Calapan City, Oriental Mindoro
Contact No: 0977-856-1978
Email Add: tektek1979@yahoo.com

**Romblon /
Marinduque**

EDMAR C. BUNDALIAN
Agriculturist II
Provincial Extension Office, Odiongan,
Romblon
Contact No: 0917-118-3980
Email Add: bundalianedmar@gmail.com

CENTRAL LUZON

Central Luzon

Supervising Agriculturist
DA Regional Office, San Fernando,
Pampanga
Contact No:
Telefax No: (045) 961-6811
Email Add: fpa_r3@yahoo.com

Pampanga

ROMEO VAL R. SUGUITAN JR.
Agriculturist II / Officer-In-Charge
DA Regional Office, San Fernando
Pampanga
Contact No: 0906-767-7777 / 0999-350-5781
Email Add: romeoval_21479@yahoo.com

Bulacan

RONILLO E. DELOS SANTOS
Agriculturist II
Provincial Agriculture Office, Capitol
Compound,
Malolos City, Bulacan
Contact No: 0928-709- 3632
Email Add: ronnieeds@yahoo.com

Bataan

JERZON M. LOPEZ
Agriculturist II
OPAG Provincial Capitol compound
Balanga City Bataan
Contact No: 0910-529-2051
Email Add: jerzonlopez22@gmail.com

Tarlac

DENNIS S. MALLARI
Agriculturist II
PPDO Office Capitol Bldg. Capitol Compd.,
San Vicente, Tarlac City, Tarlac
Cell No: 0925-613-9963, 0999-676-2323
Email Add: gordz_09@yahoo.com

Zambales

QUIRINO T. BATERNA
Agriculturist II
Office of the Provincial Agriculturist,
Palanginan, Iba 2201, Zambales
Contact No: 0949-899-3812
Email Add: quirino.baterna@yahoo.com

Palawan**JOCELYN E. BADUYEN**

Agriculturist II
APCO Office, DA-Pres.
Sta. Monica, Puerto Princesa City
Contact No: 0917-134-5500
Email Add: baduyenjocelyn@gmail.com

**Region 4
Admin Aide****GRACE G. PALO**

Contact No: 0910-051-4880
Email Add: palo.grace@yahoo.com

BICOL REGION**BICOL REGION****DONARDO C. JAVIER**

Supervising Agriculturist
DA San Agustin, Pili Camarines Sur
Contact No: 0928-709-3628
Email Add: fpa.bicol5@gmail.com

**Camarines Sur
II****WINSOR L. NUEVA**

Agriculturist II
DA San Agustin, Pili Camarines Sur
Contact No: 0919-124-3126
Email Add: winsornueva@gmail.com

Albay**GABRIEL B. ATOLE**

Agriculturist II
DA , Rawis, Legaspi City, Albay
Contact No: 0910-082-5885
Email Add: gabriel_atole@yahoo.com

Sorsogon**ARDON RYAN E. NEE- ESTUYE**

Agriculturist II
OPAG, Capitol Compound, Sorsogon City
Contact No: 0929-856-6001
Email Add: ardon_neeestuye@yahoo.com

**Catanduanes/
Camarines Sur I****CHRISTOPHER M. NUÑEZ**

Agriculturist II
DA RFO5, San Agustin, Pili Camarines Sur
Contact No: 0912-928-8908
Email Add: cmnunez320@gmail.com

Masbate**RODNY P. CONDA**

Agriculturist II
OPAG Capitol Compound, Masbate City
Contact No: 0930-076-6326
Email Add: rodnyconda@gmail.com

**Camarines
Norte****CRIS L. LEGASPI**

Agriculturist II
OPAG, Capitol Compound,
Daet, Camarines Norte
Contact No: 0921-570-4304
Email Add: atif_cl07@yahoo.com

**Region 5
Admin Aide****MA. KARLA DE LOS SANTOS**

Contact No: 0946-164-7855
Email Add: laidelossantos628@gmail.com

WESTERN VISAYAS**WESTERN
VISAYAS****RONE L. SANGATANAN**

Supervising Agriculturist
Department of Agriculture Field Unit VI
Parola, Iloilo City
Contact No: 0920-608-2414/ 0928-709-
3723/0932-429-5169, Off. Fax No: (033)
337- 0611
Email Add: fpailo.r6_da@yahoo.com

**South Iloilo /
Central Iloilo****RYAN G. GELLADULA**

Agriculturist II
Department of Agriculture Field Unit VI
Parola, Iloilo City
Contact No: 0950-916-3315/ 0998-556-
3260
Email Add: gelladulayan@yahoo.com.ph

**Negros
Occidental****FRANCIS FELIMON V. VILLAMON**

Agriculturist II
DA RFU VI Landbank Cottage Road,
Gatuslao St. Bacolod City, Negros
Occidental
Contact No: 0999-189-0359 & 0977-827-
1692
Email Add: francisvillamon@yahoo.com
francisvillamon@gmail.com

Guimaras**CARNET P. LOMOCOSO**

Admin Aide / Deputized Provincial Officer
Department of Agriculture-Field Unit VI
Parola, Iloilo City
Contact No: 0949-470-7231
Email Add: zildjian_Cello4@yahoo.com

**Aklan /
Eastern Capiz****JELMO M. MORE**

Agriculturist II
Department of Agriculture-OPAG
Kalibo, Aklan
Contact No: (0928) 709- 3658
Email Add: jelmomore@yahoo.com

**North Iloilo
Central Iloilo****EMANUEL D. BARRIDA**

Agriculturist II
Department of Agriculture-Field Unit VI
Parola, Iloilo City
Contact No: 0917-124-6853
Email Add: emanuelbarrida@yahoo.com

Antique**ROGELIO B. CRESPO**

Agriculturist II
OPAG ANIAD Bldg., New Capitol
Annex, San Jose, Antique
Contact No: 0947-469-5684/ 0917-335-
6125
Email Add: rogeliocrespo59@yahoo.com

**Capiz and
South Iloilo****RAYMUND C. ALFOR**

Agriculturist II
Department of Agriculture-Field Unit VI
Parola, Iloilo City
Contact No: 0966-712-8840
Email Add: mondalfor@yahoo.com

CENTRAL VISAYAS

CENTRAL VISAYAS

ARNULFO L. ARAUSA, JR.
Supervising Agriculturist
Mandaue Experiment Station
DA-RFO 7 MES Complex Maguikay
Mandaue City
Office No: (032) 420- 2371
Contact No: 0928-709- 3680 / 0917-547-7757
Email Add: fpa_cebu@yahoo.com / aarausa@yahoo.com

Siquijor/ Bohol District III

SUNDAY B. FLORES
Agriculturist II
OPAG Siquijor Helen, Larena, Siquijor
OPAG Bohol Tagbilaran City, Bohol
Contact No: 09097584140
Email Add: sundayf09@gmail.com

Cebu

NOEL V. NEGRE
Agriculturist II
DA-RFO-7 MES Complex Maguikay
Mandaue City
Contact No: 0917-547-7721
Email: grenedeluxe1986.nn@gmail.com

Bohol District 1 & 2

ANDY CORNELL G. BORNILLO
Agriculturist II
OPAG Bohol Tagbilaran City, Bohol
Cell No: 0926-512-9880/0917-547-7720
Email Add: andycornellbornillo@yahoo.com

Negros Oriental

JESUS A. MURING
Agriculturist II
PATCO Looc, Dumaguete City, Negros Oriental
Contact No: 0907-589-8959/0917-547-7758
Email Add: jessmuring25@gmail.com

Region 7 Admin Aide

DIOSDADO D. DALAY JR.
Cell No: 0912 157 2130
Email Add: fpa_cebu@yahoo.com

EASTERN VISAYAS

Eastern Visayas

FRANCIS SALVADOR B. COSTAS
Supervising Agriculturist
2nd Flr. Rm 4 CEBU CFI Community Cooperative
Guinapondan, Palo Leyte
Contact No: 0936-370-2626 / 0928-494-2327
Email Add: frncost@yahoo.com / jcfpar8@yahoo.com

West and Eastern Samar

GARY M. DE LA CRUZ
Agriculturist II
OPAS Bldg. Provincial Capitol
Borongan, Eastern Samar
Contact No: 0921-286-2296
Email Add: garyipmr8@gmail.com

Province of Leyte

ERIC C. CASTAÑAS
Agriculturist II
2nd Flr. Rm 4 CEBU CFI Community Cooperative
Guinapondan, Palo Leyte
Contact No: 0915-219-6424
Email Add: ercastanas@yahoo.com.ph

Biliran Province

LORETO M. MACABIO, JR.
Agriculturist II
OPAS Provincial Capitol Compound
Naval, Biliran
Contact No: 0930-112-2129
Email Add: loretomacabiojr88@gmail.com

Southern Leyte

CLAUDETTE MAE C. TERCIÑO
Agriculturist II
Provincial Agriculture Capitol site
Asuncion Maasin City Southern Leyte
Contact No: 09365203748
Email Add: cterciño@gmail.com

Northern Samar

JOHN MAR A. NOSURA
Agriculturist II
PAO Provincial Capitol
Cataraman, Northern Samar
Contact No: 0936-347-8759
Email Add: johnmar.nosurafpa@gmail.com

Region 8 Admin Aide

MAFREN TOLIBAS
Cell No: 0927-218-3671
Email Add: jcfpar8@yahoo.com

ZAMBOANGA PENINSULA

Zamboanga Peninsula

ALEX S. PAALISBO
Supervising Agriculturist
Caperig Bldg Sabate St Sto Niño Pagadian City
Contact No: 0907-730-4893
Email Add: fpar_ix@yahoo.com / khuratz_alex@yahoo.com

Zamboanga Del Norte

DIONN MARK M. BOHOL
Agriculturist II
DA - Regional Satellite Office Dipolog City
Contact No: 0907-242-0624
Email Add: fpazanorte@gmail.com

Zamboanga Del Sur

MICHAEL P. TUICO
Agriculturist II
Caperig Bldg Sabate St. Sto Niño Pagadian City
Contact No: 0912-755-0250
Email Add: miketuico@yahoo.com

Zamboanga Sibugay

CHARLIE DC. LIMBAG
Agriculturist II
DA Research Division-ZAMPIARC
Sanito Ipiil Zamboanga Sibugay
Contact No: 0946-001-5711
Email Add: charlielimbag@rocketmail.com

Zamboanga City

PAULYNE KIM M. ALFUENTE
Agriculturist II
Bureau of Plant Industry,
Port Area Zamboanga City
Contact No: 09264442371 / 09474679449
Email Add: canamorph91@gmail.com

Basilan Province

ARNULFO O. ESTRADA
FPA Provincial Deputized Officer
DA-ROS Luntung Isabela City, Basilan
Contact No: 0927-908-3012
Email Add: Estradaarnulfo29@yahoo.com

Region 9 Admin Aide

FERNAND A. BAJA
Cell No: 0930-259-2597
Email Add: fpa_ix@yahoo.com / fernandbaja@gmail.com

NORTHERN MINDANAO

Camiguin
MA SONIA C. CALLEJA
Supervising Agriculturist
Ajland Dev't Corp. Cugman, Cagayan De Oro City
Contact No: 0917-718- 0144 / 0999-822-5495
Office No: (088) 850-1261
Email Add: fpa_x@yahoo.com / soniacallejama@yahoo.com.ph

South Bukidnon
CHARLES JOSEPH C. FOLLOSCO
Agriculturist II
Capitol Compound, Malaybalay City
Contact No: 0918-351-1537
Email Add: charliemasa2000@gmail.com

North Bukidnon
CHRISTIE D. LIM
Agriculturist II
Capitol Compound, Malaybalay City
Contact No: 0905-894-2607/ 0910-669-8661
Email Add: sirchiest@gmail.com

Misamis Oriental
ROMNICK N. BOCTOT
Agriculturist II
Cugman, Cagayan De Oro City
Contact No: : 0930-396-1429
Email Add: numb_890@yahoo.com

Lanao Del Norte & Misamis Norte Occidental
LORNA S. SAJOL
Agriculturist II
DA Provincial Office, Tubod Lanao del Norte
Contact No: 0908-947-6977
Email Add: lorna.sajol@yahoo.com

Region 10 Admin Aide
VILMA C. CUBAO
Contact No: 0926-362-8936
Email Add: vilmacubao_58@yahoo.com fpa_x@yahoo.com

DAVAO REGION

Davao Region
ALITA C. BORNEA
Supervising Agriculturist / Officer-In-Charge
Suite No. 9 Granland Businesses Center
R. Castillo St. Agdao, Davao City
Contact No: (082) 224-4101 / 0928-709-3679
Email Add: fpaxi_davao@yahoo.com / fpaxidavao@gmail.com

Davao Del Sur
IMELDA Q. RASAY
Agriculturist II
OPAG Compound Digos City Davao Del Sur
Contact No: (0920) 221-3837
Email Add: imelda_rasay@yahoo.com

Davao Del Norte
MARRISA G. NAPALIT
Agriculturist II
PAGRO Capitol Compound, Tagum City
Davao Del Norte
Contact No: (0928) 709-3675
Email Add: marizgnap@yahoo.com

Davao Oriental
RUSTOM GAIN A. TANDUYAN
Agriculturist II
BPI Bldg., Plant Quarantine Services Office, Quezon St., City of Mati, Davao Oriental
Contact No: 0917-126-1780
Email Add: rustomgaintanduyan@gmail.com

Davao Occidental

JUNETTE A. CANO
Agriculturist II
Suite No. 9 Granland Businesses Center
R. Castillo St. Agdao, Davao City
Contact No: 0909-410-2815
Email Add: junettecano@gmail.com

Compostela Valley Province

CHEERY B. AGRADE
Agriculturist II
PAGRO Capitol Compound
Nabunturan, Compostela Valley
Contact No: 0908-184-2224
Email Add: cheery_binas@yahoo.com

Region 11 Admin Aide

REGINE P. UY
Administrative Aide IV
Contact No: 0909-739-7720
Email Add: uyregin03@gmail.com

ELLAN C. BANA-AY
Driver
Contact No: 0926-900-8665
Email Add: fpaxidavao@gmail.com

SOCCKSARGEN

SOCCKSARGEN JINNY LOUIE T. ALE
Supervising Agriculturist
2nd Floor KL Lucena Realty Bldg.
Alunan Ave. Koronadal City
Contact No: (0928) 709- 3705
Email Add: fpasocsargen@yahoo.com

Sarangani & City of General Santos
JOEY PASCUA
Agriculturist II
2nd Floor KL Lucena Realty Bldg.
Alunan Ave. Koronadal City
Contact No: 0946-149-3726
Email Add: joeybarcenapascua@gmail.com

North Cotabato
MARICEL P. TABIGUE
Agriculturist II
DA-CEMIARC Amas, Kidapawan City
Contact No: (0919) 614-4703
Email Add: fpasocsargen@yahoo.com

Sultan Kudarat
CHERUBIN M. ALONZO
Agriculturist II
DA-RCPC Tacurong City
Contact No: 0939-513-2516
Email Add: cherubin_sk@yahoo.com

Region 12 Admin Aide
SHARON M. TAN
Contact No: 0910-976-5625
Email Add: sharontan526@yahoo.com

CARAGA

Caraga
DANILO S. NEGRE
Supervising Agriculturist
Door 3 SBR Apartment, Fernandez Homesite, Libertad, Butuan City
Contact No: 0918-964-2816
Email Add: dsnfpa@yahoo.com.ph

Surigao Del Sur
YZREDIN O. BACONGUIS
Agriculturist II
Office of the Provincial Agriculturist BAEX, Telaje
Tandag City, Surigao Del Sur
Contact No: 0910-611-1779
Email Add: yzredin@gmail.com

Agusan Del Sur **RONNIE G. REPOLIDON**
Agriculturist II
Trento Experimental Station
Trento, Agusan Del Sur
Contact No: 0947-476-4247
Email Add: repolidonrg@yahoo.com

Agusan Del Norte **JEYSON S. ATILLO**
Agriculturist II
Department of Agriculture RFU CARAGA
Contact No: 0912-705-4860
Email Add: jeysonatillo@yahoo.com

Surigao Del Norte **JOSEPH RECTO T. CANDA**
Agriculturist II
BPI Office Peñaranda St., Surigao City
Surigao Del Norte
Contact No: 0927-867-1843
Email Add: josephrectocanda@gmail.com

CARAGA Admin Aide **MARK JEMUEL R. GABRIEL**
Contact No: 0910-499-4565
Email Add: dsnfpa@yahoo.com.ph

ARMM

Cotabato City **DADTUNGAN B. RADZAK**
FPA Deputized Regional Officer
DA and Fisheries Cotabato City
Tel No: (064) 421 – 1248 / 421 – 1234
Fax No: (064) 429-0061
Contact No: (0919) 552-5340
Email Add: hadjialiradzak@yahoo.com

Tawi –Tawi **NESTOR Q. JUMAWAN**
FPA Provincial Deputized Officer
Department of Agriculture and Fisheries
Bongao, Tawi-Tawi
Contact No: (0920) 239-6283
Email Add: nqjumawan_2460@yahoo.com





FOLLOW US:



@FPAofficialpage



@fpacentral77

VISIT US:



www.fpa.da.gov.ph

CONTACT US:



fpacentral77@gmail.com



(02) 920-8573