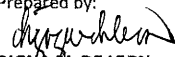


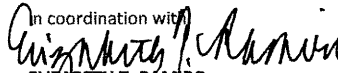
QUARTERLY PHYSICAL REPORT OF OPERATION
As of September 30, 2017

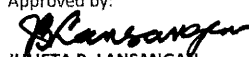
Department : OTHER EXECUTIVE OFFICES
Agency : FERTILIZER AND PESTICIDE AUTHORITY
Operating Unit :
Organization Code : 26 037 00 00000

X	Current Year Appropriations
	Supplemental Appropriations
	Continuing Appropriations
	Off-Budget Account

Particulars	UACS Code	Physical Targets					Physical Accomplishments					Variance	Remarks
		1st Quarter	2nd Quarter	3rd Quarter	4th Quarter	TOTAL	1st Quarter	2nd Quarter	3rd Quarter	4th Quarter	TOTAL		
1	2	3	4	5	6	7	8	9	10	11	12	13	14
Part A													
1. OPERATIONS	3000000000												
MFO 1: Fertilizer and Pesticide Regulations Services	3010000000												
QUALITY CONTROL AND INSPECTION	301010000												
Monitoring													
No. of sites and facilities monitored and/or inspected with inspection reports issued		3,600	3,600	3,600	3,600	14,400	3,843	4,890	5,461		14,194	206	Increase in accomplishment is due to the monitoring of additional Agriculturist II personnel hired in 2017
No. of products monitored and/or inspected with inspection reports issued		675	675	675	675	2,700	1,132	788	1,504		3,424	-724	- do -
Percentage of submitted reports that resulted in the issuance of notice of violations and penalties imposed		100%	100%	100%	100%	100%	100%	100%	100%		100%		
Percentage of recommendations for prosecution that are acted upon		100%	100%	100%	100%	100%	none recommended	none recommended	none recommended		none recommended		
Percentage of sites and products that have been inspected more than 2x for the last two years		100%	100%	100%	100%	100%	100%	100%	100%		100%		
Enforcement													
No. of enforcement actions undertaken		36	36	36	36	144	45	42	46		133	11	
Percentage of notice of violations that resulted into cases filed/litigated		0%	0%	0%	0%	0%	0%	0%	0%		0%		
Percentage of permit/licensed holders or accredited agencies with 2 or more violations over the last 3 years		0%	0%	0%	0%	0%	0%	0%	0%		0%		
Percentage of detected violations that are resolved or addressed for prosecution within 7 working days		100%	100%	100%	100%	100%	none recommended for prosecution	none recommended for prosecution	none recommended for prosecution		none recommended for prosecution		
REGULATORY DOCUMENTS ISSUANCES													
No. of permits, licenses, registration and accreditations issued		2,350	2,370	2,363	2,350	9,433	2,998	4,231	4,347		11,576	-2,143	Increase in accomplishment is due to the increase of new dealers as a result of the monitoring activities done by the newly hired Agriculturist II personnel
Percentage of authorized/accredited entities without detected violations of license of accreditation conditions		100%	100%	100%	100%	100%	100%	100%	100%		100%		The % target is based on the FPA's policy that no regulatory documents shall be issued unless all the requirements are complete.
Percentage of applications for permits, licenses or accreditation and product registration endorsed for approval/analysis within 3 weeks of application		100%	100%	100%	100%	100%	100%	100%	100%		100%		The target is based on the endorsement of applications received by Field Units to the Central Office which is part of their DPCRs.

Prepared by:

DIGNA M. DE LEON
Planning Officer V
Date: October 20, 2017

In coordination with

ELIZABETH T. RAMIRO
Chief Administrative Officer
Date:

Approved by:

JULIETA B. LANSANGAN
Officer-in-Charge
Date: 10-20-17