

MONTHLY REPORT OF DISBURSEMENTS

For the month of January 2024

Department : Department of Agriculture (DA)  
 Agency/Entity : Fertilizer and Pesticide Authority  
 Operating Unit : < not applicable >  
 Organization Code (UACS) : 05 005 000000  
 Fund Cluster : 01 - Regular Agency Fund

Particulars	Current Year Budget					Prior Year's Accounts Payable					Prior Year's Budget					Current Year's Accounts Payable					Trust Liabilities					Grand Total					Remarks
	PS	MOOE	FinEx	CO	TOTAL	PS	MOOE	FinEx	CO	Sub-Total	PS	MOOE	FinEx	CO	Sub-Total	TOTAL	SUB-TOTAL	PS	MOOE	CO	TOTAL	PS	MOOE	FinEx	CO	TOTAL					
	1	2	3	4	5	6=(2+3+4+5)	7	8	9	10	11=(7+8+9+10)	12	13	14	15	16	17=(12+13+14+15)	18=(6+17)	19	20	21	22=(19+20+21)	23	24	25	26	27=(23+24+25+26)	28			
CASH DISBURSEMENTS	4,900,813.97	1,541,745.72	0.00	0.00	6,442,559.69	74,596.38	1,199,533.43	0.00	0.00	1,274,129.81	0.00	0.00	0.00	0.00	0.00	1,274,129.81	7,716,689.50	0.00	0.00	0.00	0.00	0.00	4,975,410.35	2,741,279.15	0.00	0.00	7,716,689.50				
Notice of Cash Allocation (NCA)	4,900,813.97	1,541,745.72	0.00	0.00	6,442,559.69	74,596.38	1,199,533.43	0.00	0.00	1,274,129.81	0.00	0.00	0.00	0.00	0.00	1,274,129.81	7,716,689.50	0.00	0.00	0.00	0.00	0.00	4,975,410.35	2,741,279.15	0.00	0.00	7,716,689.50				
MDS Checks Issued	0.00	0.00	0.00	0.00	0.00	0.00	0.00	0.00	0.00	0.00	0.00	0.00	0.00	0.00	0.00	0.00	0.00	0.00	0.00	0.00	0.00	0.00	0.00	0.00	0.00	0.00	0.00	0.00			
Advice to Debit Account	4,900,813.97	1,541,745.72	0.00	0.00	6,442,559.69	74,596.38	1,199,533.43	0.00	0.00	1,274,129.81	0.00	0.00	0.00	0.00	0.00	1,274,129.81	7,716,689.50	0.00	0.00	0.00	0.00	0.00	0.00	4,975,410.35	2,741,279.15	0.00	0.00	7,716,689.50			
Notice of Transfer Allocations (NTA)	0.00	0.00	0.00	0.00	0.00	0.00	0.00	0.00	0.00	0.00	0.00	0.00	0.00	0.00	0.00	0.00	0.00	0.00	0.00	0.00	0.00	0.00	0.00	0.00	0.00	0.00	0.00	0.00			
MDS Checks Issued	0.00	0.00	0.00	0.00	0.00	0.00	0.00	0.00	0.00	0.00	0.00	0.00	0.00	0.00	0.00	0.00	0.00	0.00	0.00	0.00	0.00	0.00	0.00	0.00	0.00	0.00	0.00	0.00	0.00		
Advice to Debit Account	0.00	0.00	0.00	0.00	0.00	0.00	0.00	0.00	0.00	0.00	0.00	0.00	0.00	0.00	0.00	0.00	0.00	0.00	0.00	0.00	0.00	0.00	0.00	0.00	0.00	0.00	0.00	0.00	0.00		
Working Fund for FAPs	0.00	0.00	0.00	0.00	0.00	0.00	0.00	0.00	0.00	0.00	0.00	0.00	0.00	0.00	0.00	0.00	0.00	0.00	0.00	0.00	0.00	0.00	0.00	0.00	0.00	0.00	0.00	0.00	0.00		
Cash Disbursement Calling (CDC)	0.00	0.00	0.00	0.00	0.00	0.00	0.00	0.00	0.00	0.00	0.00	0.00	0.00	0.00	0.00	0.00	0.00	0.00	0.00	0.00	0.00	0.00	0.00	0.00	0.00	0.00	0.00	0.00	0.00		
TOTAL CASH DISBURSEMENTS	4,900,813.97	1,541,745.72	0.00	0.00	6,442,559.69	74,596.38	1,199,533.43	0.00	0.00	1,274,129.81	0.00	0.00	0.00	0.00	0.00	1,274,129.81	7,716,689.50	0.00	0.00	0.00	0.00	0.00	0.00	4,975,410.35	2,741,279.15	0.00	0.00	7,716,689.50			
NON-CASH DISBURSEMENTS	1,295,232.02	107,999.80	0.00	0.00	1,403,231.82	0.00	0.00	0.00	0.00	0.00	0.00	0.00	0.00	0.00	0.00	0.00	1,403,231.82	0.00	0.00	0.00	0.00	0.00	1,295,232.02	107,999.80	0.00	0.00	1,403,231.82				
Tax Remittance Advances Issued (TRA)	1,295,232.02	107,999.80	0.00	0.00	1,403,231.82	0.00	0.00	0.00	0.00	0.00	0.00	0.00	0.00	0.00	0.00	0.00	1,403,231.82	0.00	0.00	0.00	0.00	0.00	1,295,232.02	107,999.80	0.00	0.00	1,403,231.82				
Non-Cash Avowment Authority (NCAA)	0.00	0.00	0.00	0.00	0.00	0.00	0.00	0.00	0.00	0.00	0.00	0.00	0.00	0.00	0.00	0.00	0.00	0.00	0.00	0.00	0.00	0.00	0.00	0.00	0.00	0.00	0.00	0.00	0.00		
Disbursements effected through outright deductions from claims (please specify...)	0.00	0.00	0.00	0.00	0.00	0.00	0.00	0.00	0.00	0.00	0.00	0.00	0.00	0.00	0.00	0.00	0.00	0.00	0.00	0.00	0.00	0.00	0.00	0.00	0.00	0.00	0.00	0.00	0.00		
Overpayment of expenses (e.g. personnel benefits)	0.00	0.00	0.00	0.00	0.00	0.00	0.00	0.00	0.00	0.00	0.00	0.00	0.00	0.00	0.00	0.00	0.00	0.00	0.00	0.00	0.00	0.00	0.00	0.00	0.00	0.00	0.00	0.00	0.00		
Resoluition for loss of government property	0.00	0.00	0.00	0.00	0.00	0.00	0.00	0.00	0.00	0.00	0.00	0.00	0.00	0.00	0.00	0.00	0.00	0.00	0.00	0.00	0.00	0.00	0.00	0.00	0.00	0.00	0.00	0.00	0.00		
Liquidated damages and similar claims	0.00	0.00	0.00	0.00	0.00	0.00	0.00	0.00	0.00	0.00	0.00	0.00	0.00	0.00	0.00	0.00	0.00	0.00	0.00	0.00	0.00	0.00	0.00	0.00	0.00	0.00	0.00	0.00	0.00		
Others (TEF, BTR, Docs Stamp, etc.)	0.00	0.00	0.00	0.00	0.00	0.00	0.00	0.00	0.00	0.00	0.00	0.00	0.00	0.00	0.00	0.00	0.00	0.00	0.00	0.00	0.00	0.00	0.00	0.00	0.00	0.00	0.00	0.00	0.00		
TOTAL NON-CASH DISBURSEMENTS	1,295,232.02	107,999.80	0.00	0.00	1,403,231.82	0.00	0.00	0.00	0.00	0.00	0.00	0.00	0.00	0.00	0.00	0.00	1,403,231.82	0.00	0.00	0.00	0.00	0.00	1,295,232.02	107,999.80	0.00	0.00	1,403,231.82				
GRAND TOTAL	6,196,045.99	1,649,745.52	0.00	0.00	7,845,791.51	74,596.38	1,199,533.43	0.00	0.00	1,274,129.81	0.00	0.00	0.00	0.00	0.00	1,274,129.81	9,119,921.32	0.00	0.00	0.00	0.00	0.00	6,270,642.37	2,649,278.95	0.00	0.00	8,919,921.32				

SUMMARY	Particulars (1)	Previous Report (2)	This Month (3)	As at Date (4)
Total Disbursement Authorities Received		0.00	1,403,231.82	1,403,231.82
NCA		0.00	0.00	0.00
NTA		0.00	0.00	0.00
Working Fund		0.00	0.00	0.00
TRA		0.00	1,403,231.82	1,403,231.82
CDC		0.00	0.00	0.00
NCAA		0.00	0.00	0.00
Less: Notice of Transfer of Allocations (NTA) Issued		0.00	0.00	0.00
Total Disbursement Authorities Available		0.00	1,403,231.82	1,403,231.82
Less:		0.00	0.00	0.00
Lapsed NCA		0.00	0.00	0.00
Disbursements		0.00	7,845,791.51	7,845,791.51
Less: Other Non-Cash Disbursements		0.00	0.00	0.00
Disbursements effected through outright deductions from claims		0.00	0.00	0.00
Overpayment of expenses (e.g. personnel benefits)		0.00	0.00	0.00
Resoluition for loss of government property		0.00	0.00	0.00
Liquidated damages and similar claims		0.00	0.00	0.00
Others (e.g. TEF, BTR, Docs Stamp, etc.)		0.00	0.00	0.00
Add/Less: Adjustments (e.g. cancelled/dated checks)		0.00	0.00	0.00
Balance of Disbursement Authorities as at date		0.00	(6,442,559.69)	(6,442,559.69)
Total Disbursements Program		0.00	10,738,000.00	10,738,000.00
Less: Actual Disbursements		0.00	7,845,791.51	7,845,791.51
(Over)/Under spending		0.00	2,892,208.49	2,892,208.49

Notes: \*\* The use of NTA is discouraged

Certified Correct:  
 SHIERA L. WALD. ATIENZA  
 ACCOUNTANT II  
 Date: February 8, 2024

Recommended Approval:  
 GINA C. TORIMBANG  
 Chief, Finance and Administrative Division  
 Date: February 8, 2024

Signed By:  
 JULIETA B. LANSANGAN  
 Executive Director III  
 Date: February 8, 2024

MONTHLY REPORT OF DISBURSEMENTS  
For the month of January 2024


DA


Department : Department of Agriculture (DA)  
 Agency/Entity : Fertilizer and Pesticide Authority  
 Operating Unit : < not applicable >  
 Organization Code (UACS) : 05 005 0000000  
 Fund Cluster : 03 - Special Account - Locally Funded/Domestic Grants Fund


Particulars	Current Year Budget					Prior Year's Budget					Current Year's Accounts Payable					Trust Liabilities					Grand Total					Remarks			
	PS	MOOE	FinEx	CO	TOTAL	PS	MOOE	FinEx	CO	Sub-Total	PS	MOOE	FinEx	CO	Sub-Total	TOTAL	SUB-TOTAL	PS	MOOE	CO	TOTAL	PS	MOOE	FinEx	CO		TOTAL		
	1	2	3	4	5	6=(2+3+4+5)	7	8	9	10	11=(7+8+9+10)	12	13	14	15	16=(12+13+14+15)	17=(11+16)	18=(6+17)	19	20	21	22=(19+20+21)	23	24	25		26	27=(23+24+25+26)	28
CASH DISBURSEMENTS	0.00	0.00	0.00	0.00	0.00	0.00	0.00	0.00	0.00	0.00	0.00	0.00	0.00	0.00	0.00	0.00	0.00	0.00	0.00	0.00	0.00	0.00	0.00	0.00	0.00	0.00	0.00	0.00	0.00
Notice of Cash Allocation (NCA)	0.00	0.00	0.00	0.00	0.00	0.00	0.00	0.00	0.00	0.00	0.00	0.00	0.00	0.00	0.00	0.00	0.00	0.00	0.00	0.00	0.00	0.00	0.00	0.00	0.00	0.00	0.00	0.00	0.00
MDS Checks issued	0.00	0.00	0.00	0.00	0.00	0.00	0.00	0.00	0.00	0.00	0.00	0.00	0.00	0.00	0.00	0.00	0.00	0.00	0.00	0.00	0.00	0.00	0.00	0.00	0.00	0.00	0.00	0.00	0.00
Advice to Debt Account	0.00	0.00	0.00	0.00	0.00	0.00	0.00	0.00	0.00	0.00	0.00	0.00	0.00	0.00	0.00	0.00	0.00	0.00	0.00	0.00	0.00	0.00	0.00	0.00	0.00	0.00	0.00	0.00	0.00
Notice of Transfer Allocations (NTA)	0.00	0.00	0.00	0.00	0.00	0.00	0.00	0.00	0.00	0.00	0.00	0.00	0.00	0.00	0.00	0.00	0.00	0.00	0.00	0.00	0.00	0.00	0.00	0.00	0.00	0.00	0.00	0.00	0.00
MDS Checks issued	0.00	0.00	0.00	0.00	0.00	0.00	0.00	0.00	0.00	0.00	0.00	0.00	0.00	0.00	0.00	0.00	0.00	0.00	0.00	0.00	0.00	0.00	0.00	0.00	0.00	0.00	0.00	0.00	0.00
Advice to Debt Account	0.00	0.00	0.00	0.00	0.00	0.00	0.00	0.00	0.00	0.00	0.00	0.00	0.00	0.00	0.00	0.00	0.00	0.00	0.00	0.00	0.00	0.00	0.00	0.00	0.00	0.00	0.00	0.00	0.00
Working Fund for FAPs	0.00	0.00	0.00	0.00	0.00	0.00	0.00	0.00	0.00	0.00	0.00	0.00	0.00	0.00	0.00	0.00	0.00	0.00	0.00	0.00	0.00	0.00	0.00	0.00	0.00	0.00	0.00	0.00	0.00
Cash Disbursement Ceiling (CDC)	0.00	0.00	0.00	0.00	0.00	0.00	0.00	0.00	0.00	0.00	0.00	0.00	0.00	0.00	0.00	0.00	0.00	0.00	0.00	0.00	0.00	0.00	0.00	0.00	0.00	0.00	0.00	0.00	0.00
TOTAL CASH DISBURSEMENTS	0.00	0.00	0.00	0.00	0.00	0.00	0.00	0.00	0.00	0.00	0.00	0.00	0.00	0.00	0.00	0.00	0.00	0.00	0.00	0.00	0.00	0.00	0.00	0.00	0.00	0.00	0.00	0.00	0.00
NON-CASH DISBURSEMENTS	74,732.17	0.00	0.00	0.00	74,732.17	0.00	0.00	0.00	0.00	0.00	0.00	0.00	0.00	0.00	0.00	74,732.17	0.00	0.00	0.00	0.00	0.00	74,732.17	0.00	0.00	0.00	0.00	74,732.17	0.00	0.00
Tax Remittance Advances Issued (TRA)	74,732.17	0.00	0.00	0.00	74,732.17	0.00	0.00	0.00	0.00	0.00	0.00	0.00	0.00	0.00	0.00	74,732.17	0.00	0.00	0.00	0.00	0.00	74,732.17	0.00	0.00	0.00	0.00	74,732.17	0.00	0.00
Non-Cash Availment Authority (NCAA)	0.00	0.00	0.00	0.00	0.00	0.00	0.00	0.00	0.00	0.00	0.00	0.00	0.00	0.00	0.00	0.00	0.00	0.00	0.00	0.00	0.00	0.00	0.00	0.00	0.00	0.00	0.00	0.00	0.00
Disbursements effected through outright deductions from plaira (please specify...)	0.00	0.00	0.00	0.00	0.00	0.00	0.00	0.00	0.00	0.00	0.00	0.00	0.00	0.00	0.00	0.00	0.00	0.00	0.00	0.00	0.00	0.00	0.00	0.00	0.00	0.00	0.00	0.00	0.00
Overpayment of expenses (e.g. personnel benefits)	0.00	0.00	0.00	0.00	0.00	0.00	0.00	0.00	0.00	0.00	0.00	0.00	0.00	0.00	0.00	0.00	0.00	0.00	0.00	0.00	0.00	0.00	0.00	0.00	0.00	0.00	0.00	0.00	0.00
Reimbursement for loss of government property	0.00	0.00	0.00	0.00	0.00	0.00	0.00	0.00	0.00	0.00	0.00	0.00	0.00	0.00	0.00	0.00	0.00	0.00	0.00	0.00	0.00	0.00	0.00	0.00	0.00	0.00	0.00	0.00	0.00
Liquidated damages and similar claims	0.00	0.00	0.00	0.00	0.00	0.00	0.00	0.00	0.00	0.00	0.00	0.00	0.00	0.00	0.00	0.00	0.00	0.00	0.00	0.00	0.00	0.00	0.00	0.00	0.00	0.00	0.00	0.00	0.00
Others (e.g. TEF, BTI, Documentary Stamp Tax, etc.)	0.00	0.00	0.00	0.00	0.00	0.00	0.00	0.00	0.00	0.00	0.00	0.00	0.00	0.00	0.00	0.00	0.00	0.00	0.00	0.00	0.00	0.00	0.00	0.00	0.00	0.00	0.00	0.00	0.00
TOTAL NON-CASH DISBURSEMENTS	74,732.17	0.00	0.00	0.00	74,732.17	0.00	0.00	0.00	0.00	0.00	0.00	0.00	0.00	0.00	0.00	74,732.17	0.00	0.00	0.00	0.00	0.00	74,732.17	0.00	0.00	0.00	0.00	74,732.17	0.00	0.00
GRAND TOTAL	74,732.17	0.00	0.00	0.00	74,732.17	0.00	0.00	0.00	0.00	0.00	0.00	0.00	0.00	0.00	0.00	74,732.17	0.00	0.00	0.00	0.00	0.00	74,732.17	0.00	0.00	0.00	0.00	74,732.17	0.00	0.00

Particulars	Previous Report (P)	This Month (M)	As at Date (B)
Total Disbursement Authorities Received	0.00	0.00	0.00
NCA	0.00	0.00	0.00
NTA	0.00	0.00	0.00
Working Fund	0.00	0.00	0.00
TRA	0.00	0.00	0.00
CDC	0.00	0.00	0.00
NCAA	0.00	0.00	0.00
Less: Notice of Transfer of Allocations (NTA)* Issued	0.00	0.00	0.00
Total Disbursement Authorities Available	0.00	0.00	0.00
Less:	0.00	0.00	0.00
Lapsed NCA	0.00	0.00	0.00
Disbursements	0.00	0.00	0.00
Less: Other Non-Cash Disbursements	0.00	0.00	0.00
Disbursements effected through outright deductions from claims	0.00	0.00	0.00
Overpayment of expenses (e.g. personnel benefits)	0.00	0.00	0.00
Reimbursement for loss of government property	0.00	0.00	0.00
Liquidated damages and similar claims	0.00	0.00	0.00
Others (e.g. TEF, BTI, Docs Stamp, etc.)	0.00	0.00	0.00
Add/Less: Adjustments (e.g. cancelled/delisted checks)	0.00	0.00	0.00
Balance of Disbursement Authorities as at date	0.00	0.00	0.00
Total Disbursements Program	0.00	0.00	0.00
Less: *Actual Disbursements	0.00	0.00	0.00
(Over)/Under spending	0.00	0.00	0.00

Notes: \* The use of NTA is discouraged  
 Notes: \*\* Amounts should tally with the grand total disbursement (column 27).

Certified Correct:  
  
**SHIENNA LYN D. ATIENZA**  
 ACCOUNTANT III  
 Date: February 8, 2024

Recommending Approval:  
  
**GINA C. TIMBANG**  
 Chief, Finance and Administrative Division  
 Date: February 8, 2024

Approved:  
  
**JULIETA B. LANSANGAN**  
 Executive Director III  
 Date: February 8, 2024