


## MONTHLY REPORT OF DISBURSEMENTS For the month of June, 2018

Department: Other Executive Offices					Agency: Fertilizer and Pesticide Authority					Operating Unit: N/A																	
Organization Code (UACS): 260370000000					Fund Cluster: 01 - Regular Agency Fund					Report Status: APPROVED																	
PARTICULARS	CURRENT YEAR BUDGET					PRIOR YEAR'S ACCOUNTS PAYABLE					CURRENT YEAR'S ACCOUNTS PAYABLE					SUB-TOTAL	TRUST LIABILITIES				GRAND TOTAL					REMARKS	
	PS	MOOE	Fin. Exp	CO	TOTAL	PS	MOOE	Fin. Exp	CO	Sub-Total	PS	MOOE	Fin. Exp	CO	Sub-Total		TOTAL	PS	MOOE	CO	TOTAL	PS	MOOE	Fin. Exp	CO		TOTAL
	2	3	4	5	6=(2+3+4+5)	7	8	9	10	11=(7+8+9+10)	12	13	14	15	16=(12+13+14+15)		17=(11+16)	18=(6+17)	19	20	21	22=(19+20+21)	23	24	25		26
Notice of Cash Allocation (NCA)	5,580,367.51	3,809,874.83		559,953.34	9,950,195.68	7,269.19	50,871.33		4,839,325.29	4,897,465.81					4,897,465.81	14,847,661.49					5,587,036.70	3,860,745.18			5,399,278.63	14,847,661.49	
MDS Checks Issued	5,580,367.51	3,809,874.83		559,953.34	9,950,195.68	7,269.19	50,871.33		4,839,325.29	4,897,465.81					4,897,465.81	14,847,661.49					5,587,036.70	3,860,745.18			5,399,278.63	14,847,661.49	
Advice to Debit Account																											
Notice of Transfer of Allocation (NTA)																											
MDS Checks Issued																											
Advice to Debit Account																											
Working Fund (NCA issued to BTr)																											
Tax Remittance Advices Issued (TRA)	400,915.01	121,113.89		31,035.46	553,724.36	2,979.51			272,069.71	274,949.22					274,949.22	829,673.58					400,915.01	123,993.40			303,765.17	829,673.58	
Cash Disbursement Ceiling (CDC)																											
Non-Cash Availment Authority (NCAA)																											
Others (CDT, BTr Docs Stamp, etc.)																											

### Summary


PARTICULARS	PREVIOUS REPORT	CURRENT MONTH	AS OF DATE
(1)	(2)	(3)	(4)
Total Disbursement Authorities Received			
NCA	80,221,203.00	7,381,000.00	67,662,203.00
Working Fund			
TRA	4,321,000.00	480,000.00	4,801,000.00
CDC			
NCAA			
Others (CDT, BTr Docs Stamp, etc.)			
Less: Notice of Transfer Allocations (NTA) issued			
Total Disbursements Authorities Available	84,542,203.00	7,861,000.00	72,463,203.00
Less			
Lapsed NCA	5,847.56	144.93	5,992.49
Disbursements	55,409,689.45	15,676,335.07	71,086,004.52
Balance of Disbursements Authorities as of date	9,126,665.99	(7,815,480.00)	1,311,205.99
Total Disbursements Program			
Less: * Actual Disbursements		15,676,335.07	15,676,335.07
(Over)/Under spending-		(15,676,335.07)	(15,676,335.07)

Certified Correct:

  
Tomimbang, Gina  
Agency Chief Accountant


Date: 10/Jul/2018

Approved By:

  
for Roldan, Wilfredo  
Head of Agency or Authorized Representative  
Date: 10/Jul/2018 /ch

This report was generated using the Unified Reporting System on 11/07/2018 08:30

FPA-PWID

By:   
Date: 08/10/18

9:00 AM  
082018-01